

# CAPAROC PD 0V - Potential distributors



1110987

<https://www.phoenixcontact.com/gb/products/1110987>

Please be informed that the data shown in this PDF document is generated from our online catalog. Please find the complete data in the user documentation. Our general terms of use for downloads are valid.



Potential distributor with Push-in connections for directly connecting the 0 V return conductor in the CAPAROC system. For DIN rail installation via the CAPAROC current rails.

## Your advantages

- The benchmark that you can tailor with direct pairwise integration into the system alongside the circuit breaker module
- Particularly easy operation for everyone with tool-free insertion without additional wiring effort
- Exceptionally easy design-in with color-coded pushers for clear identification of the potentials

## Commercial data

Item number	1110987
Packing unit	1 pc
Minimum order quantity	1 pc
Sales key	CLA23Z
Product key	CLA23Z
GTIN	4063151029395
Weight per piece (including packing)	62.3 g
Weight per piece (excluding packing)	61.7 g
Customs tariff number	85366930
Country of origin	DE

## Technical data

### Notes

#### General

Note	LABS release – in accordance with test specification VW PV 3. 10.7:2005-0
	When connecting the conductor, make sure that the CAPAROC modules are not pulled apart due to tensile force. Gaps must not be created between the modules.

### Product properties

Product type	Device circuit breakers
Product family	CAPAROC
Type	Plug-in module
Number of slots	1

#### Insulation characteristics

Protection class	III
Pollution degree	2

### Electrical properties

#### General

Operating voltage	0 V DC ... 30 V DC
Rated voltage	12 V DC
	24 V DC
Rated current $I_N$	4x 10 A (per output)
	2x 20 A (per output)
	40 A (Total)
Rated surge voltage	0.5 kV
Efficiency	> 99 %
Power dissipation	< 0.4 W (in nominal operation at 24 V and 4 x 10 A)
MTBF (IEC 61709, SN 29500)	269532625 h (at 25 °C with 21 % load)
	269532334.5 h (at 40 °C with 34.25% load)
	269530881.5 h (at 60 °C with 100% load)
Voltage drop	9.7 mV (at 10 A)

### Connection data

#### Load circuit

Connection method	Push-in connection
Stripping length	10 mm
Conductor cross-section flexible	0.2 mm <sup>2</sup> ... 4 mm <sup>2</sup>
Conductor cross-section rigid	0.2 mm <sup>2</sup> ... 4 mm <sup>2</sup>
Conductor cross-section AWG	24 ... 12

# CAPAROC PD 0V - Potential distributors



1110987

<https://www.phoenixcontact.com/gb/products/1110987>

Conductor cross-section, flexible, with ferrule, with plastic sleeve	0.25 mm <sup>2</sup> ... 4 mm <sup>2</sup>
Conductor cross-section, flexible, with ferrule, without plastic sleeve	0.25 mm <sup>2</sup> ... 4 mm <sup>2</sup>

## Dimensions

Dimensional drawing	
Width	6.2 mm
Height	132.4 mm
Depth	109.9 mm (incl. DIN rail 7.5 mm)

## Material specifications

Color	light gray (RAL 7035)
Material	PA 6
	PA 6
	PA 6
Flammability rating according to UL 94	V-0

## Environmental and real-life conditions

### Ambient conditions

Degree of protection	IP20
Ambient temperature (operation)	-30 °C ... 65 °C (The temperature range of the power module must be taken into consideration)
Ambient temperature (storage/transport)	-40 °C ... 70 °C
Altitude	≤ 4000 m (amsl)
Humidity test	96 h, 95 % RH, 40 °C
Shock (operation)	30g (11 ms period, half-sine shock pulse, according to IEC 60068-2-27)
	25g (6 ms duration, half-sine shock pulse in accordance with IEC 60068-2-27, continuous shock)
Vibration (operation)	5g (10 Hz ... 150 Hz / 10 cycles / axis / X, Y, Z)

## Approvals

### UL approval

Identification	UL/C-UL Listed UL 508
	UL 121201 Class I, Division 2, Groups A, B, C, D, T4A

### Corrosive gas test

Identification	ISA S71.04.2013 G3 Harsh Group A
----------------	----------------------------------

## Standards and regulations

# CAPAROC PD 0V - Potential distributors



1110987

<https://www.phoenixcontact.com/gb/products/1110987>

Standards/specifications	EN 61000-6-2
Note	EMC – Immunity for industrial areas
Standards/specifications	EN 61000-6-3
Note	EMC – Emission for residential, business and commercial properties and small operations
Standards/specifications	EN 60068-2-78
Note	Environmental influences – Moisture and heat, constant
Standards/specifications	EN 50178
Note	Equipping power installations with electronic equipment
Standards/specifications	EN 60068-2-6
Note	Environmental influences – Vibrations (sinusoidal)
Standards/specifications	EN 60068-2-27
Note	Environmental influences – Shocks

## Mounting

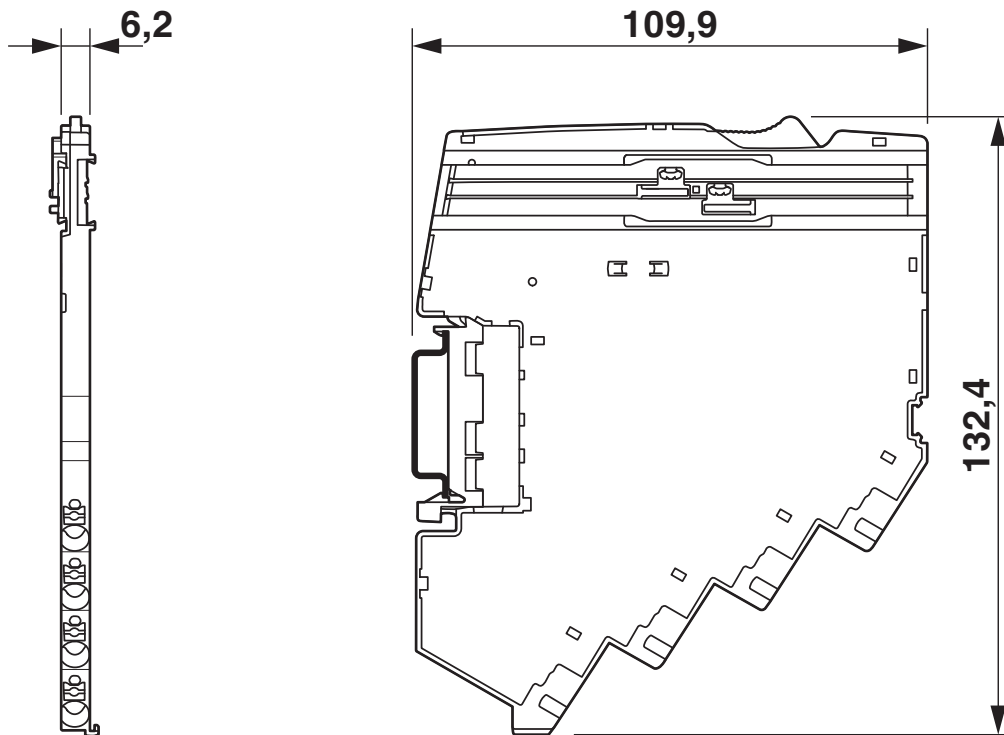
Mounting type	pluggable onto CAPAROC CR... current rail
---------------	---

1110987

<https://www.phoenixcontact.com/gb/products/1110987>

## Drawings

Dimensional drawing



Product drawing



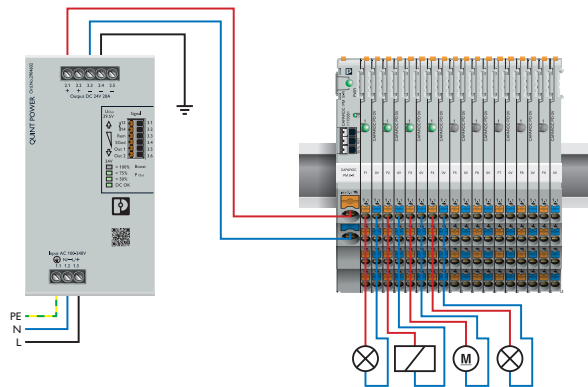
# CAPAROC PD 0V - Potential distributors



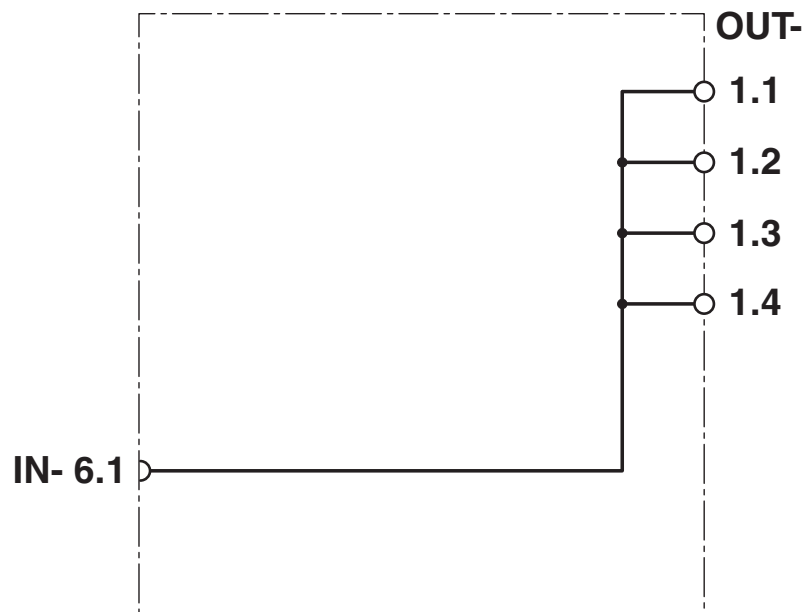
1110987

<https://www.phoenixcontact.com/gb/products/1110987>

Application drawing



Block diagram



# CAPAROC PD 0V - Potential distributors




1110987


<https://www.phoenixcontact.com/gb/products/1110987>


## Approvals

To download certificates, visit the product detail page: <https://www.phoenixcontact.com/gb/products/1110987>

 **UL Listed**  
Approval ID: E123528

 **cUL Listed**  
Approval ID: E123528

 **cUL Listed**  
Approval ID: FILE E 483407

 **UL Listed**  
Approval ID: FILE E 483407

# CAPAROC PD 0V - Potential distributors



1110987

<https://www.phoenixcontact.com/gb/products/1110987>

## Classifications

### ECLASS

ECLASS-13.0	27140401
ECLASS-15.0	27140401

### ETIM

ETIM 10.0	EC003538
-----------	----------

### UNSPSC

UNSPSC 21.0	39121400
-------------	----------

# CAPAROC PD 0V - Potential distributors



1110987

<https://www.phoenixcontact.com/gb/products/1110987>

## Environmental product compliance

### EU RoHS

Fulfills EU RoHS substance requirements	Yes, No exemptions
---	--------------------

### China RoHS

Environment friendly use period (EFUP)	EFUP-E
	No hazardous substances above the limits

### EU REACH SVHC

REACH candidate substance (CAS No.)	No substance above 0.1 wt%
-------------------------------------	----------------------------

Phoenix Contact 2026 © - all rights reserved  
<https://www.phoenixcontact.com>

PHOENIX CONTACT Ltd  
Halesfield 13, Telford  
Shropshire, TF7 4PG  
01952 681700  
[info@phoenixcontact.co.uk](mailto:info@phoenixcontact.co.uk)