

AXL F IF CAN 1H - Communication module



2702668

<https://www.phoenixcontact.com/pc/products/2702668>

Please be informed that the data shown in this PDF document is generated from our online catalog. Please find the complete data in the user documentation. Our general terms of use for downloads are valid.



Axioline F, interface module, CAN, transparent protocol, max. transmission speed of 1 Mbps, IP20 protection, including bus base module and Axioline F connectors

Product description

The module is designed for use within an Axioline F station. This module can be used to integrate a lower-level CAN bus system into the Axioline F station and therefore the bus system used. This Axioline F module acts as the interface for the transparent reading and writing of CAN messages. With appropriate programming on the higher-level controller, it is suitable for CANopen®, J1939, NMEA 2000, and proprietary CAN protocols.

Your advantages

- Transparent reading and writing of CAN messages
- Integrated buffer memory for 256 CAN messages in the receive direction and 64 CAN messages in the transmit direction
- Parameterizable filter function for 60 filters (11-bit CAN identifier) and 30 filters (29-bit CAN identifier)
- Device rating plate stored
- Diagnostic and status indicators

Commercial data

Item number	2702668
Packing unit	1 pc
Minimum order quantity	1 pc
Product key	DRI253
GTIN	4055626317175
Weight per piece (including packing)	189.3 g
Weight per piece (excluding packing)	189.3 g
Customs tariff number	85176200
Country of origin	DE

Technical data

Dimensions

Dimensional drawing	
Width	35 mm
Height	126.1 mm
Depth	54 mm
Note on dimensions	The depth applies when a TH 35-7.5 DIN rail is used (in accordance with EN 60715).

Notes

Note on application

Note on application	Only for industrial use
---------------------	-------------------------

Interfaces

Supported protocols	CANopen®
	J1939
	NMEA 2000
	proprietary CAN protocols (with appropriate programming on the higher-level controller)

Axioline F local bus

Number of interfaces	2
Connection method	Bus base module
Transmission speed	100 Mbps

CAN bus

Number of interfaces	1
Connection method	Push-in connection
Transmission speed range	10 kbps ... 1 Mbps (Default: 20 kbps)
Transmission physics	CAN bus according to standard ISO 11898-2 (high-speed CAN)

System properties

Module

Process data channel	64 Byte
Input address area	64 Byte
Output address area	64 Byte
Required parameter data	1 Byte

AXL F IF CAN 1H - Communication module



2702668

<https://www.phoenixcontact.com/pc/products/2702668>

Required configuration data	7 Byte
-----------------------------	--------

Product properties

Product type	I/O component
Product family	Axioline F
Type	block modular
Mounting position	any (no temperature derating)
Scope of supply	including bus base module and Axioline F connectors

Insulation characteristics

Overvoltage category	II (IEC 60664-1, EN 60664-1)
Pollution degree	2 (IEC 60664-1, EN 60664-1)

Electrical properties

Maximum power dissipation for nominal condition	1.35 W
---	--------

Potentials: Axioline F local bus supply (U_{BUS})

Supply voltage	5 V DC (via bus base module)
Current draw	max. 150 mA

Potentials: Feed-in of supply voltage (U_i)

Supply voltage	24 V DC
Supply voltage range	19.2 V DC ... 30 V DC including all tolerances, including ripple
Current draw	max. 25 mA

Electrical isolation/isolation of the voltage ranges

Test voltage: 5 V supply of the local bus (U_{BUS}) / 24 V supply (I/Os)	500 V AC, 50 Hz, 1 min
Test voltage: 5 V supply of the local bus (U_{BUS}) / CAN I/Os	500 V AC, 50 Hz, 1 min
Test voltage: 24 V supply (I/O) / CAN I/O	500 V AC, 50 Hz, 1 min
Test voltage: 5 V supply of the local bus (U_{BUS}) / functional ground	500 V AC, 50 Hz, 1 min
Test voltage: 24 V supply (I/O) / functional ground	500 V AC, 50 Hz, 1 min

Connection data

Connection technology

Connection name	Axioline F connector
Note on the connection method	Please observe the information provided on conductor cross-sections in the "Axioline F: system and installation" user manual.

Axioline F connector

Connection method	Push-in connection
Note on the connection method	Please observe the information provided on conductor cross-sections in the "Axioline F: system and installation" user manual.
Conductor cross-section, rigid	0.2 mm ² ... 1.5 mm ²
Conductor cross-section, flexible	0.2 mm ² ... 1.5 mm ²
Conductor cross-section AWG	24 ... 16

AXL F IF CAN 1H - Communication module



2702668

<https://www.phoenixcontact.com/pc/products/2702668>

Stripping length	8 mm
------------------	------

Environmental and real-life conditions

Ambient conditions

Ambient temperature (operation)	-25 °C ... 60 °C
Degree of protection	IP20
Air pressure (operation)	70 kPa ... 106 kPa (up to 3000 m above sea level)
Air pressure (storage/transport)	70 kPa ... 106 kPa (up to 3000 m above sea level)
Ambient temperature (storage/transport)	-40 °C ... 85 °C
Permissible humidity (operation)	5 % ... 95 % (non-condensing)
Permissible humidity (storage/transport)	5 % ... 95 % (non-condensing)

Standards and regulations

Protection class	III (IEC 61140, EN 61140, VDE 0140-1)
------------------	---------------------------------------

Mounting

Mounting type	DIN rail mounting
Mounting position	any (no temperature derating)

AXL F IF CAN 1H - Communication module

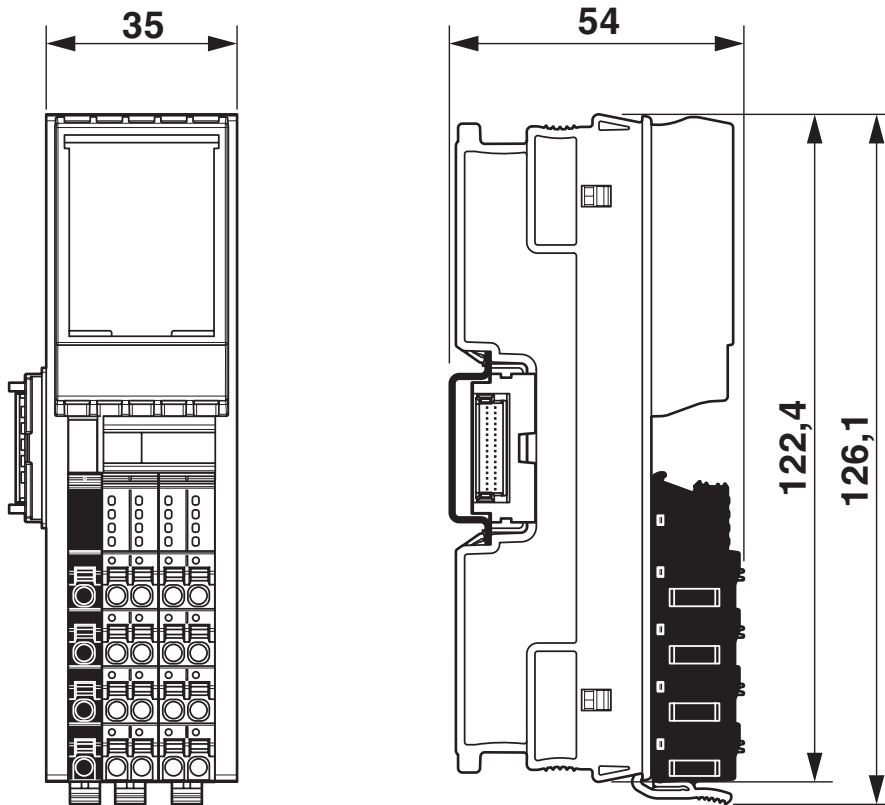
2702668

<https://www.phoenixcontact.com/pc/products/2702668>



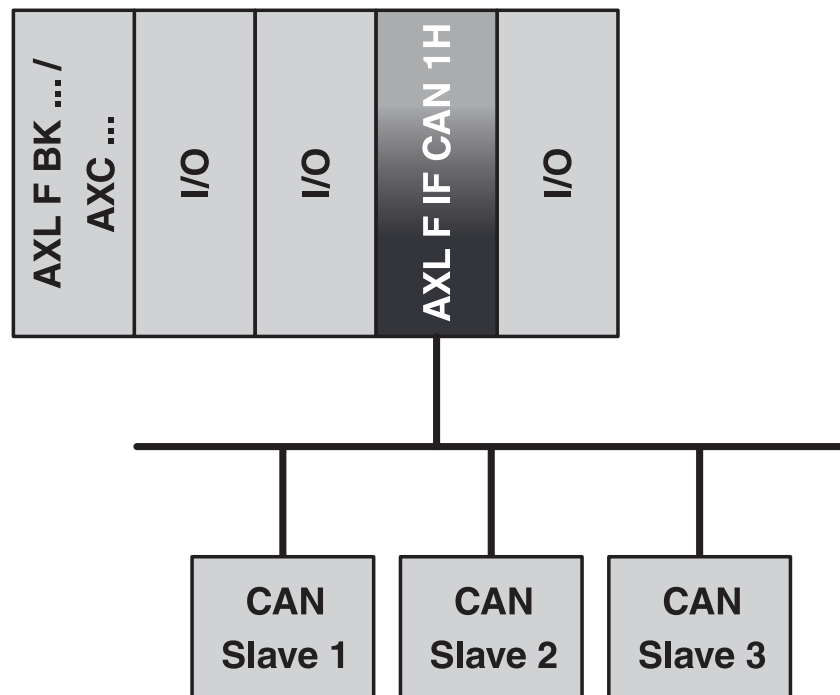
Drawings

Dimensional drawing



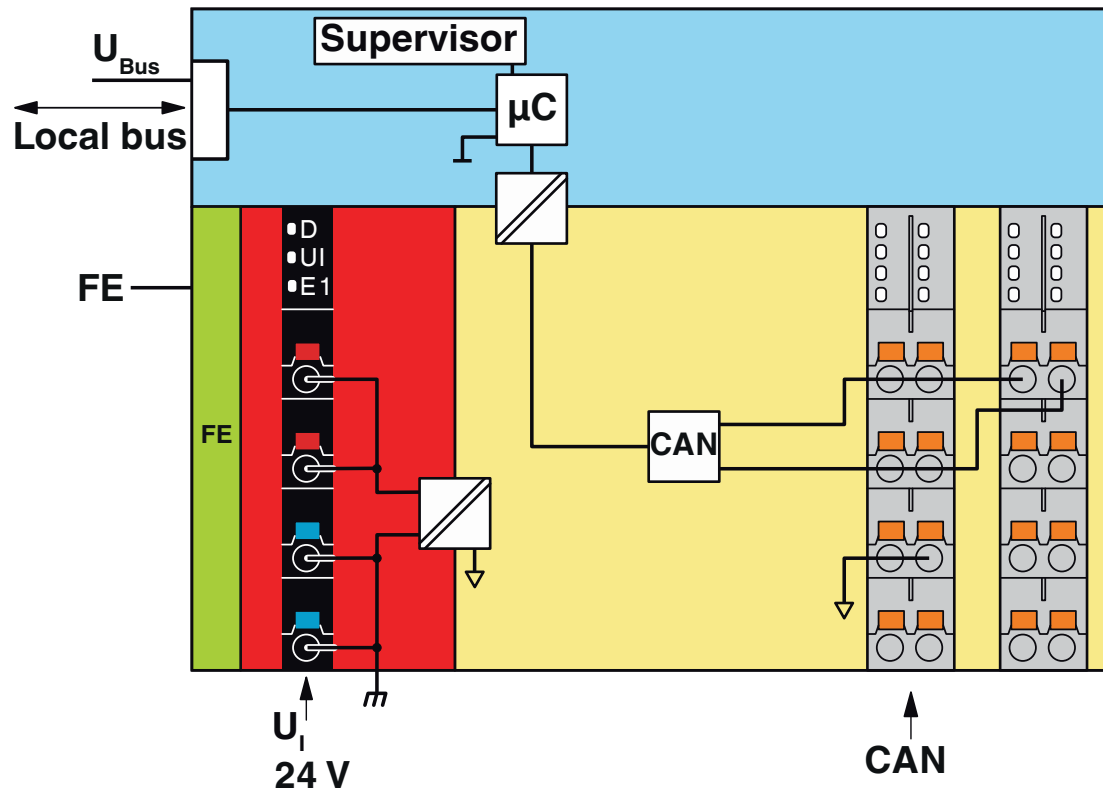
Dimensions

Schematic diagram



Connection example

Block diagram



Internal wiring of the terminal points

AXL F IF CAN 1H - Communication module



2702668

<https://www.phoenixcontact.com/pc/products/2702668>

Approvals

To download certificates, visit the product detail page: <https://www.phoenixcontact.com/pc/products/2702668>



DNV GL

Approval ID: TAA00000DF



PRS

Approval ID: TE/1020/880590/21

BSH

Approval ID: 840



RINA

Approval ID: ELE008423XG001



cULus Listed

Approval ID: E238705

AXL F IF CAN 1H - Communication module



2702668

<https://www.phoenixcontact.com/pc/products/2702668>

Classifications

ECLASS

ECLASS-13.0	27242605
ECLASS-15.0	27242605

ETIM

ETIM 10.0	EC001601
-----------	----------

UNSPSC

UNSPSC 21.0	32151600
-------------	----------

2702668

<https://www.phoenixcontact.com/pc/products/2702668>

Environmental product compliance

EU RoHS

Fulfills EU RoHS substance requirements	Yes
Exemption	7(a), 7(c)-I

China RoHS

Environment friendly use period (EFUP)	EFUP-50
	An article-related China RoHS declaration table can be found in the download area for the respective article under "Manufacturer declaration". For all articles with EFUP-E, no China RoHS declaration table issued and required.

EU REACH SVHC

REACH candidate substance (CAS No.)	Lead(CAS: 7439-92-1)
	6,6'-di-tert-butyl-2,2'-methylenedi-p-cresol(CAS: 119-47-1)
SCIP	baf27848-8d7d-4727-ba5e-2b5d31b12424

Phoenix Contact 2026 © - all rights reserved
<https://www.phoenixcontact.com>

PHOENIX CONTACT GmbH & Co. KG
 Flachmarktstraße 8
 D-32825 Blomberg
 +49 (0) 5235-3 00
info@phoenixcontact.com