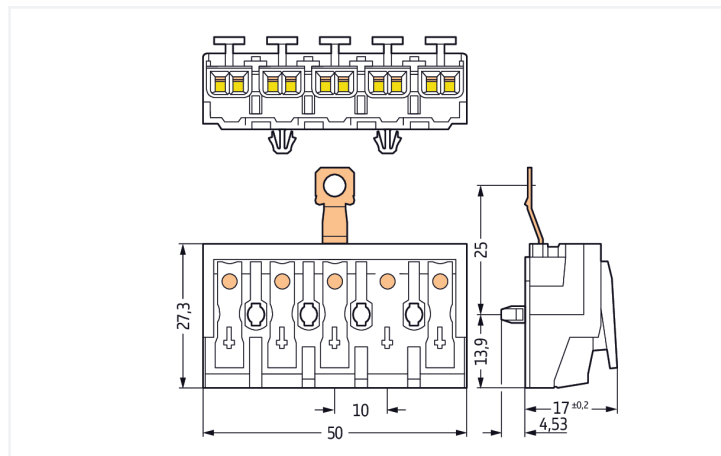


Data Sheet | Item Number: 294-5475

Lighting connector; push-button, external; with screw-type ground contact; 5-pole;
Lighting side: for solid conductors; Inst. side: for all conductor types; max. 2.5 mm²; Sur-
rounding air temperature: max 85°C (T85); white



<https://www.wago.com/294-5475>



Color: ■ white

Field-wiring terminal block, 294 Series, Push-in

Easily, quickly and safely connect conductors with this field-wiring terminal block (item number 294-5475). Conductors should only be connected to this field-wiring terminal block if their strip length is between 8 and 9 mm. This product incorporates four conductor terminals and utilizes Push-in CAGE CLAMP® and PUSH WIRE®. Push-in CAGE CLAMP® technology provides a universal connection solution for all conductor types. It allows both solid and fine-stranded conductors with ferrules to be inserted directly into the clamping point without the need for tools. Our PUSH WIRE® connection uses the stiffness of the conductor to overcome the clamping spring's contact force, allowing faster and easier conductor clamping. Dimensions: (50 x 21.53 x 27.3) mm (width x height x depth). Depending on the conductor type, this field-wiring terminal block is ideal for conductor cross sections ranging from 0.5 mm² to 2.5 mm² on one side and for conductor cross sections from 0.5 mm² to 2.5 mm² on the other side as well as conductor cross sections from 0.5 mm² to 1.5 mm² and from 0.5 mm² to 0.75 mm².

The contact surface is coated with tin.

Electrical data

Ratings per	IEC/EN 60998-1		
Overtoltage category	III	III	II
Pollution degree	3	2	2
Nominal voltage	-	-	500 V
Rated impulse withstand voltage	-	-	4 kV
Rated current	-	-	24 A

Ratings per IEC/EN – Notes

Ratings (note)	Connection points
----------------	-------------------

Ratings per	IEC/EN 60998-2-2		
Overtoltage category	III	III	II
Pollution degree	3	2	2
Nominal voltage	-	-	500 V
Rated impulse withstand voltage	-	-	4 kV
Rated current	-	-	24 A

General information

Wiring direction	Side-entry wiring
------------------	-------------------

Connection Data

Clamping units	25
Total number of potentials	5
Number of connection types	4
PE function	Screw-type PE contact

Connection 1

Connection type	External 1
Connection technology	Push-in CAGE CLAMP®
Number of connection points	2
Actuation type	Push-button
Connectable conductor materials	Copper
Solid conductor	0.5 ... 2.5 mm ² / 18 ... 12 AWG
Solid conductor; push-in termination	0.5 ... 2.5 mm ² / 18 ... 12 AWG
Stranded conductor	0.5 ... 2.5 mm ² / 18 ... 14 AWG
Fine-stranded conductor	0.5 ... 2.5 mm ² / 18 ... 14 AWG
Fine-stranded conductor; with insulated ferrule	0.5 ... 1.5 mm ² / 18 ... 16 AWG
Fine-stranded conductor; with uninsulated ferrule	0.5 ... 1.5 mm ² / 18 ... 16 AWG
Fine-stranded conductor; with ferrule; push-in termination	0.5 mm ² / 18 AWG
Strip length	8 ... 9 mm / 0.31 ... 0.35 inches
Pole number	5
Wiring direction	Side-entry wiring

Connection 2

Connection type	Internal 2
Connection technology	PUSH WIRE®
Number of connection points	1
Actuation type	Push-in
Solid conductor	0.5 ... 2.5 mm ² / 18 ... 14 AWG
Fine-stranded conductor; with insulated ferrule	0.5 ... 1 mm ² / 18 ... 16 AWG
Fine-stranded conductor; with uninsulated ferrule	0.5 ... 1.5 mm ² / 18 ... 14 AWG
Strip length	8 ... 9 mm / 0.31 ... 0.35 inches

Connection 3

Connection type	Internal 3
Connection technology	PUSH WIRE®
Number of connection points	1
Actuation type	Push-in
Solid conductor	0.5 ... 1.5 mm ² / 18 ... 16 AWG
Fine-stranded conductor; with insulated ferrule	0.5 ... 0.75 mm ² / 18 AWG
Fine-stranded conductor; with uninsulated ferrule	0.5 ... 1 mm ² / 18 AWG
Strip length	8 ... 9 mm / 0.31 ... 0.35 inches

Connection 4

Connection type	Internal 4
Connection technology	PUSH WIRE®
Number of connection points	1
Actuation type	Push-in
Solid conductor	0.5 ... 0.75 mm ² / 18 AWG
Strip length	8 ... 9 mm / 0.31 ... 0.35 inches

Physical data

Pin spacing	10 mm / 0.394 inches
Width	50 mm / 1.969 inches
Height	21.53 mm / 0.848 inches
Height from the surface	17 mm / 0.669 inches
Depth	27.3 mm / 1.075 inches

Mechanical data

Marking	DA- N ⊕ L DA+
Mounting type	Snap-in foot

Material data

Note (material data)	Information on material specifications can be found here
Color	white
Material group	IIIa
Insulation material (main housing)	Polycarbonate (PC)
Flammability class per UL94	V0
Clamping spring material	Chrome-nickel spring steel (CrNi)
Contact material	Electrolytic copper (E _{Cu})
Contact Plating	Tin
Fire load	0.23 MJ
Halogen-free	Yes
Weight	15.9 g

Environmental requirements

Temperature stability	120 °C
T marking	T85

Commercial data

Product Group	8 (Misc. Chassis Mount Blocks)
PU (SPU)	250 pcs
Packaging type	Bag
Country of origin	PL
GTIN	4050821098652
Customs tariff number	85369010000

Product Classification

UNSPSC	39121409
eCl@ss 10.0	27-14-11-06
eCl@ss 9.0	27-14-11-06
ETIM 9.0	EC001284
ETIM 10.0	EC001284
ECCN	NO US CLASSIFICATION

Environmental Product Compliance

RoHS Compliance Status	Compliant, No Exemption
SCIP notification number (Austria)	52645d39-f775-46c8-80fd-10eb2837ee7b
SCIP notification number (Belgium)	16703fb9-5912-4a04-ab51-ad26e6415f76
SCIP notification number (Bulgaria)	240b157c-73c8-4b12-aa72-89918796138e
SCIP notification number (Czech Republic)	c772ac87-8c8d-4555-9a3f-c547022738e8
SCIP notification number (Denmark)	34cb7e69-02fa-4386-8f7f-06caf7a23821
SCIP notification number (Finland)	317976f5-2896-4c1d-95de-825895f648b0
SCIP notification number (France)	8598d517-4754-4df3-819f-e422e3626f92
SCIP notification number (Germany)	809fe3a6-0986-4ec9-8315-d76001514139
SCIP notification number (Hungary)	9479c5ac-e871-49e9-abf0-d0bccef656f3
SCIP notification number (Italy)	3040f56f-fc5b-48d3-8106-5bf11b505a44
SCIP notification number (Netherlands)	37582588-f4d7-45e0-97b8-81ae886ae644
SCIP notification number (Poland)	d49bf477-d994-4d77-8526-e3ea00175e9a
SCIP notification number (Romania)	480ef5d9-4bde-485a-8083-067aa7427240

Environmental Product Compliance

SCIP notification number (Sweden)	6bf60d45-845b-40c6-a607-4bb359fccd7e
-----------------------------------	--------------------------------------

Approvals / Certificates

General approvals



Approval	Standard	Certificate Name
ENEC 05 DEKRA Certification B.V.	EN 60998	2128791.01

Declarations of conformity and manufacturer's declarations

Approval	Standard	Certificate Name
EU-Declaration of Conformity WAGO GmbH & Co. KG	-	-
UK-Declaration of Conformity WAGO GmbH & Co. KG	-	-

Downloads

Environmental Product Compliance

Compliance Search
Environmental Product Compliance 294-5475 ↓

Documentation

Bid Text			
294-5475	13.06.2017	doc 28.50 KB	↓
294-5475	19.02.2019	xml 5.59 KB	↓

CAD/CAE-Data

CAD data
2D/3D Models 294-5475 ↓

CAE data
WSCAD Universe 294-5475 ↓
ZUKEN Portal 294-5475 ↓

1 Compatible Products

1.1 Optional Accessories

1.1.1 Strain relief

1.1.1.1 Strain relief



Item No.: 294-370

Strain relief; for 294 Series; with snap-in mounting feet; white

Item No.: 294-375

Strain relief; for 294 Series; without snap-in mounting feet; white

1.1.1.2 Strain relief plate



Item No.: 294-364

Strain relief plate; for 294 Series; for multi-core cables; 3- to 5-pole; with secured clamp; white

Item No.: 294-384

Strain relief plate; for 294 Series; for single strands; 3- to 5-pole; with secured clamp; white

1.1.2 Tool

1.1.2.2 Operating tool

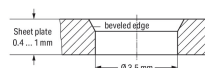
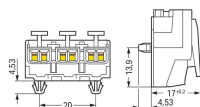
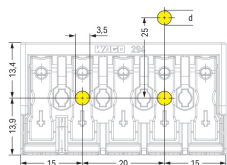


Item No.: 206-294

Disconnection tool; green

Installation Notes

Installation

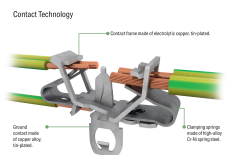


5-pole – with screw-type ground contact, $d \leq 4.1 \text{ mm}$

Snap-in foot

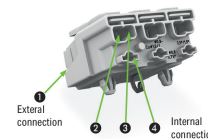
Drilled hole for snap-in mounting foot

Conductor termination



EUROPE	
1 x 0.5 ... 2.5 mm ² "S"	
1 x 0.5 ... 1.5 mm ² "S"	
1 x 0.5 ... 0.75 mm ² "S"	
AMERICA	
1 x AWG 18 ... 14 "S"	
1 x AWG 18 ... 16 "S"	
1 x AWG 18 "S"	
JAPAN	
1 x 0.8 ... 1.6 mm diam. "S"	
1 x 0.8 ... 1 mm diam. "S"	
1 x 0.8 mm diam. "S"	

EUROPE	
2 x 0.5 ... 2.5 mm ² "S, str, f-str"	
AMERICA	
2 x AWG 18 ... 12 "S"	
2 x AWG 18 ... 14 "S, f-str"	
JAPAN	
2 x 0.8 ... 2 mm diam. "S"	
2 x 0.5 ... 2 mm ² str, f-str"	



Internal connection:
PUSH WIRE® for internal wiring with solid conductors

External connection:
Push-in CAGE CLAMP® for field-wiring with all conductor types

Conductor termination



Terminating five conductors per pole – solid and fine-stranded.

