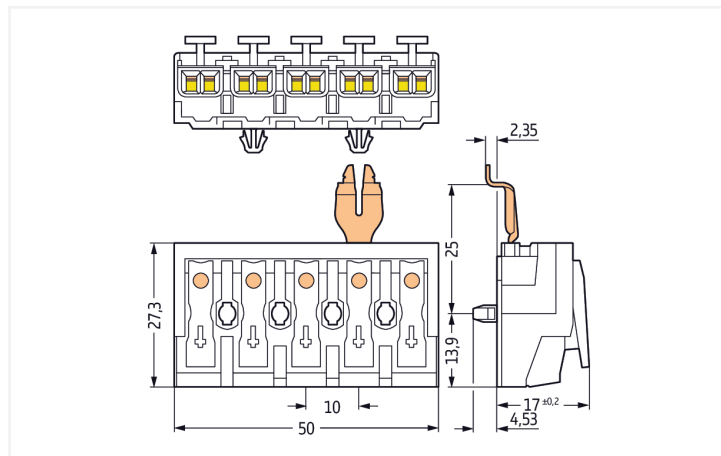



Data Sheet | Item Number: 294-5325

Lighting connector; push-button, external; with angled snap-in ground contact; L'-N'-L-PE-N; 5-pole; Lighting side: for solid conductors; Inst. side: for all conductor types; max. 2.5 mm²; Surrounding air temperature: max 85°C (T85); white



<https://www.wago.com/294-5325>



Color: ■ white

Field-wiring terminal block, 294 Series, white

Our field-wiring terminal block (item number 294-5325) simplifies electrical installations. Conductors should only be connected to this field-wiring terminal block if their strip length is between 8 and 9 mm. This product incorporates four conductor terminals and utilizes Push-in CAGE CLAMP® and PUSH WIRE®. Push-in CAGE CLAMP® technology provides a universal connection solution for all conductor types. It allows both solid and fine-stranded conductors with ferrules to be inserted directly into the clamping point without the need for tools. Our PUSH WIRE® connection uses the stiffness of the conductor to overcome the clamping spring's contact force, allowing you to clamp the conductor in place more quickly and easily. Dimensions: (50 x 21.53 x 27.3) mm (width x height x depth). This field-wiring terminal block is suitable for conductor cross sections ranging from 0.5 mm² to 2.5 mm² on one side and for conductor cross sections ranging from 0.5 mm² to 2.5 mm² on the other side as well as conductor cross sections from 0.5 mm² to 2.5 mm² and from 0.5 mm² to 0.75 mm² depending on the conductor type.

Tin is used for coating the contact surfaces.

Electrical data

Ratings per	IEC/EN 60998-1		
Overvoltage category	III	III	II
Pollution degree	3	2	2
Nominal voltage	-	-	500 V
Rated impulse withstand voltage	-	-	4 kV
Rated current	-	-	24 A

Ratings per IEC/EN – Notes	
Ratings (note)	Connection points

Ratings per	IEC/EN 60998-2-2		
Overvoltage category	III	III	II
Pollution degree	3	2	2
Nominal voltage	-	-	500 V
Rated impulse withstand voltage	-	-	4 kV
Rated current	-	-	24 A

General information	
Wiring direction	Side-entry wiring

Connection Data

Clamping units	25
Total number of potentials	5
Number of connection types	4
PE function	Angled snap-in PE contact

Connection 1

Connection type	External 1
Connection technology	Push-in CAGE CLAMP®
Number of connection points	2
Actuation type	Push-button
Connectable conductor materials	Copper
Solid conductor	0.5 ... 2.5 mm ² / 18 ... 12 AWG
Solid conductor; push-in termination	0.5 ... 2.5 mm ² / 18 ... 12 AWG
Stranded conductor	0.5 ... 2.5 mm ² / 18 ... 14 AWG
Fine-stranded conductor	0.5 ... 2.5 mm ² / 18 ... 14 AWG
Fine-stranded conductor; with insulated ferrule	0.5 ... 1.5 mm ² / 18 ... 16 AWG
Fine-stranded conductor; with uninsulated ferrule	0.5 ... 1.5 mm ² / 18 ... 16 AWG
Fine-stranded conductor; with ferrule; push-in termination	0.5 mm ² / 18 AWG
Strip length	8 ... 9 mm / 0.31 ... 0.35 inches
Pole number	5
Wiring direction	Side-entry wiring

Connection 2

Connection type	Internal 2
Connection technology	PUSH WIRE®
Number of connection points	1
Actuation type	Push-in
Solid conductor	0.5 ... 2.5 mm ² / 18 ... 14 AWG
Fine-stranded conductor; with insulated ferrule	0.5 ... 1 mm ² / 18 ... 16 AWG
Fine-stranded conductor; with uninsulated ferrule	0.5 ... 1.5 mm ² / 18 ... 14 AWG
Strip length	8 ... 9 mm / 0.31 ... 0.35 inches

Connection 3

Connection type	Internal 3
Connection technology	PUSH WIRE®
Number of connection points	1
Actuation type	Push-in
Solid conductor	0.5 ... 1.5 mm ² / 18 ... 16 AWG
Fine-stranded conductor; with insulated ferrule	0.5 ... 0.75 mm ² / 18 AWG
Fine-stranded conductor; with uninsulated ferrule	0.5 ... 1 mm ² / 18 AWG
Strip length	8 ... 9 mm / 0.31 ... 0.35 inches

Connection 4

Connection type	Internal 4
Connection technology	PUSH WIRE®
Number of connection points	1
Actuation type	Push-in
Solid conductor	0.5 ... 0.75 mm ² / 18 AWG
Strip length	8 ... 9 mm / 0.31 ... 0.35 inches

Physical data

Pin spacing	10 mm / 0.394 inches
Width	50 mm / 1.969 inches
Height	21.53 mm / 0.848 inches
Height from the surface	17 mm / 0.669 inches
Depth	27.3 mm / 1.075 inches

Mechanical data

Marking	L'-N'-L-⊕-N
Mounting type	Snap-in foot

Material data

Note (material data)	Information on material specifications can be found here
Color	white
Material group	IIIa
Insulation material (main housing)	Polycarbonate (PC)
Flammability class per UL94	V0
Clamping spring material	Chrome-nickel spring steel (CrNi)
Contact material	Electrolytic copper (E _{Cu})
Contact Plating	Tin
Fire load	0.23 MJ
Halogen-free	Yes
Weight	16.2 g

Environmental requirements

Temperature stability	120 °C
T marking	T85

Commercial data

Product Group	8 (Misc. Chassis Mount Blocks)
PU (SPU)	250 pcs
Packaging type	Bag
Country of origin	PL
GTIN	4050821098522
Customs tariff number	85369010000

Product Classification

UNSPSC	39121409
eCl@ss 10.0	27-14-11-06
eCl@ss 9.0	27-14-11-06
ETIM 9.0	EC001284
ETIM 10.0	EC001284
ECCN	NO US CLASSIFICATION

Environmental Product Compliance

RoHS Compliance Status	Compliant, No Exemption
SCIP notification number (Austria)	68d0c9d3-2f33-4c4f-ba90-fc7dc49657e8
SCIP notification number (Belgium)	55f6d487-996e-46e4-a8b9-89e1a6bed14d
SCIP notification number (Bulgaria)	3d7707d3-73c9-4566-8e73-67e2887c88a5
SCIP notification number (Czech Republic)	25be3fd1-c67b-457d-a3e5-7a3929ff6f09
SCIP notification number (Denmark)	2939a3a8-ac9e-4a19-8e3c-d6a698202c6a
SCIP notification number (Finland)	7e013cec-32cd-4f83-828e-c350469b4c7d
SCIP notification number (France)	59b8e6fe-9320-4c1c-806c-1d8f32a20186
SCIP notification number (Germany)	d067c45b-8943-4b38-83f2-e4335b4b8eb7
SCIP notification number (Hungary)	cd9605c7-c7b6-476b-a744-176b4dd2a964
SCIP notification number (Italy)	30d8bb09-9652-4216-9127-3b38f01546df
SCIP notification number (Netherlands)	b4a52fc4-d4a5-4918-a526-f8bad46e23e2
SCIP notification number (Poland)	0be093cb-e395-4451-929a-0106d558f4df
SCIP notification number (Romania)	f75778ec-bf3c-4abd-8550-d40512686668

Environmental Product Compliance

SCIP notification number (Sweden)	0a3a1689-f6b8-4e30-b494-4c530ca72982
-----------------------------------	--------------------------------------

Approvals / Certificates

General approvals **Declarations of conformity and manufacturer's declarations**



Approval	Standard	Certificate Name
ENEC 05 DEKRA Certification B.V.	EN 60998	2128791.01

Approval	Standard	Certificate Name
EU-Declaration of Conformity WAGO GmbH & Co. KG	-	-
UK-Declaration of Conformity WAGO GmbH & Co. KG	-	-

Downloads

Environmental Product Compliance

Compliance Search
Environmental Product Compliance 294-5325 ↓

Documentation

Bid Text			
294-5325	19.02.2019	xml 5.60 KB	↓
294-5325	13.06.2017	doc 28.50 KB	↓

CAD/CAE-Data

CAD data
2D/3D Models 294-5325 ↓

CAE data
WSCAD Universe 294-5325 ↓
ZUKEN Portal 294-5325 ↓

1 Compatible Products

1.1 Optional Accessories

1.1.1 Strain relief

1.1.1.1 Strain relief



Item No.: 294-370

Strain relief; for 294 Series; with snap-in mounting feet; white

Item No.: 294-375

Strain relief; for 294 Series; without snap-in mounting feet; white

1.1.1.2 Strain relief plate



Item No.: 294-364

Strain relief plate; for 294 Series; for multi-core cables; 3- to 5-pole; with secured clamp; white

Item No.: 294-384

Strain relief plate; for 294 Series; for single strands; 3- to 5-pole; with secured clamp; white

1.1.2 Tool

1.1.2.2 Operating tool

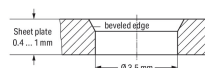
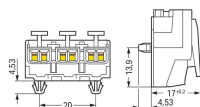
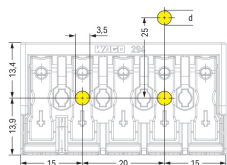


Item No.: 206-294

Disconnection tool; green

Installation Notes

Installation

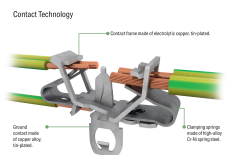


5-pole – with snap-in ground contact, d = 4.9 mm

Snap-in foot

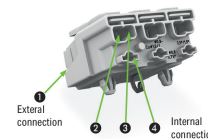
Drilled hole for snap-in mounting foot

Conductor termination



EUROPE	
1 x 0.5 ... 2.5 mm ² "S"	
1 x 0.5 ... 1.5 mm ² "S"	
1 x 0.5 ... 0.75 mm ² "S"	
AMERICA	
1 x AWG 18 ... 14 "S"	
1 x AWG 18 ... 16 "S"	
1 x AWG 18 "S"	
JAPAN	
1 x 0.8 ... 1.6 mm diam. "S"	
1 x 0.8 ... 1 mm diam. "S"	
1 x 0.8 mm diam. "S"	

EUROPE	
2 x 0.5 ... 2.5 mm ² "S, str, f-str"	
AMERICA	
2 x AWG 18 ... 12 "S"	
2 x AWG 18 ... 14 "S, f-str"	
JAPAN	
2 x 0.8 ... 2 mm diam. "S"	
2 x 0.5 ... 2 mm ² "str, f-str"	



Internal connection:
PUSH WIRE® for internal wiring with solid conductors

External connection:
Push-in CAGE CLAMP® for field-wiring with all conductor types

Conductor termination



Terminating five conductors per pole – solid and fine-stranded.

