

Connection Data

Clamping units	25
Total number of potentials	5
Number of connection types	4
PE function	Snap-in PE contact

Connection 1

Connection type	External 1
Connection technology	Push-in CAGE CLAMP®
Number of connection points	2
Actuation type	Push-button
Connectable conductor materials	Copper
Solid conductor	0.5 ... 2.5 mm ² / 18 ... 12 AWG
Solid conductor; push-in termination	0.5 ... 2.5 mm ² / 18 ... 12 AWG
Stranded conductor	0.5 ... 2.5 mm ² / 18 ... 14 AWG
Fine-stranded conductor	0.5 ... 2.5 mm ² / 18 ... 14 AWG
Fine-stranded conductor; with insulated ferrule	0.5 ... 1.5 mm ² / 18 ... 16 AWG
Fine-stranded conductor; with uninsulated ferrule	0.5 ... 1.5 mm ² / 18 ... 16 AWG
Fine-stranded conductor; with ferrule; push-in termination	0.5 mm ² / 18 AWG
Strip length	8 ... 9 mm / 0.31 ... 0.35 inches
Pole number	5
Wiring direction	Side-entry wiring

Connection 2

Connection type	Internal 2
Connection technology	PUSH WIRE®
Number of connection points	1
Actuation type	Push-in
Solid conductor	0.5 ... 2.5 mm ² / 18 ... 14 AWG
Fine-stranded conductor; with insulated ferrule	0.5 ... 1 mm ² / 18 ... 16 AWG
Fine-stranded conductor; with uninsulated ferrule	0.5 ... 1.5 mm ² / 18 ... 14 AWG
Strip length	8 ... 9 mm / 0.31 ... 0.35 inches

Connection 3

Connection type	Internal 3
Connection technology	PUSH WIRE®
Number of connection points	1
Actuation type	Push-in
Solid conductor	0.5 ... 1.5 mm ² / 18 ... 16 AWG
Fine-stranded conductor; with insulated ferrule	0.5 ... 0.75 mm ² / 18 AWG
Fine-stranded conductor; with uninsulated ferrule	0.5 ... 1 mm ² / 18 AWG
Strip length	8 ... 9 mm / 0.31 ... 0.35 inches

Connection 4

Connection type	Internal 4
Connection technology	PUSH WIRE®
Number of connection points	1
Actuation type	Push-in
Solid conductor	0.5 ... 0.75 mm ² / 18 AWG
Strip length	8 ... 9 mm / 0.31 ... 0.35 inches

Physical data

Pin spacing	10 mm / 0.394 inches
Width	50 mm / 1.969 inches
Height	21.53 mm / 0.848 inches
Height from the surface	17 mm / 0.669 inches
Depth	27.3 mm / 1.075 inches

Mechanical data

Marking	L3-L2-L1-⊕-N
Mounting type	Snap-in foot

Material data

Note (material data)	Information on material specifications can be found here
Color	white
Material group	IIIa
Insulation material (main housing)	Polycarbonate (PC)
Flammability class per UL94	V0
Clamping spring material	Chrome-nickel spring steel (CrNi)
Contact material	Electrolytic copper (E _{Cu})
Contact Plating	Tin
Fire load	0.23 MJ
Halogen-free	Yes
Weight	16.3 g

Environmental requirements

Temperature stability	120 °C
T marking	T85

Commercial data

Product Group	8 (Misc. Chassis Mount Blocks)
PU (SPU)	250 pcs
Packaging type	Bag
Country of origin	PL
GTIN	4050821098409
Customs tariff number	85369010000

Product Classification

UNSPSC	39121409
eCl@ss 10.0	27-14-11-06
eCl@ss 9.0	27-14-11-06
ETIM 9.0	EC001284
ETIM 10.0	EC001284
ECCN	NO US CLASSIFICATION

Environmental Product Compliance

RoHS Compliance Status	Compliant, No Exemption
SCIP notification number (Austria)	022ba4bb-28d5-4321-896f-5c8f1b68074a
SCIP notification number (Belgium)	e5749dd6-4b24-4e9d-b813-bd262cf5ed30
SCIP notification number (Bulgaria)	56177a30-c7df-488b-8204-ef80cdf2daf8
SCIP notification number (Czech Republic)	2e19d484-b004-4381-a109-e2ae3b19396e
SCIP notification number (Denmark)	f09a3c01-d333-478c-b775-d9ac05202546
SCIP notification number (Finland)	7919370c-c6a0-4639-9c0d-4dc939d5b8c9
SCIP notification number (France)	b337aae6-f953-40f8-908c-b165ab0020a2
SCIP notification number (Germany)	e3795906-4012-40e5-bfda-c33ca26e0ffb
SCIP notification number (Hungary)	ea497c96-d063-435b-8526-02c5c2c3e57d
SCIP notification number (Italy)	6284b37b-1fb7-4771-b0f7-baf0c17aa592
SCIP notification number (Netherlands)	e9a0a03a-a622-4af9-8675-ea137d92997d
SCIP notification number (Poland)	6aab8dfa-556d-448e-a3ec-090eea6adb46
SCIP notification number (Romania)	25174a65-e708-41ef-9559-6328dc667a5f

Environmental Product Compliance

SCIP notification number (Sweden)	6f8e772d-40d1-4b45-bfb3-258a71461e94
-----------------------------------	--------------------------------------

Approvals / Certificates

General approvals **Declarations of conformity and manufacturer's declarations**



Approval	Standard	Certificate Name
ENEC 05 DEKRA Certification B.V.	EN 60998	2128791.01

Approval	Standard	Certificate Name
EU-Declaration of Conformity WAGO GmbH & Co. KG	-	-
UK-Declaration of Conformity WAGO GmbH & Co. KG	-	-

Downloads

Environmental Product Compliance

Compliance Search
Environmental Product Compliance 294-5215 ↓

Documentation

Bid Text			
294-5215	13.06.2017	doc 28.00 KB	↓
294-5215	19.02.2019	xml 5.58 KB	↓

CAD/CAE-Data

CAD data
2D/3D Models 294-5215 ↓

CAE data
WSCAD Universe 294-5215 ↓
ZUKEN Portal 294-5215 ↓

1 Compatible Products

1.1 Optional Accessories

1.1.1 Strain relief

1.1.1.1 Strain relief



Item No.: 294-370

Strain relief; for 294 Series; with snap-in mounting feet; white

Item No.: 294-375

Strain relief; for 294 Series; without snap-in mounting feet; white

1.1.1.2 Strain relief plate



Item No.: 294-364

Strain relief plate; for 294 Series; for multi-core cables; 3- to 5-pole; with secured clamp; white

Item No.: 294-384

Strain relief plate; for 294 Series; for single strands; 3- to 5-pole; with secured clamp; white

1.1.2 Tool

1.1.2.2 Operating tool

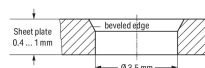
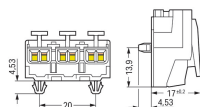
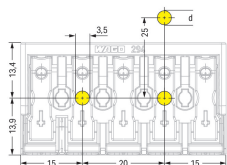


Item No.: 206-294

Disconnection tool; green

Installation Notes

Installation

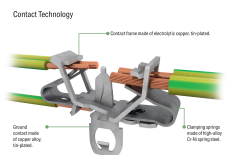


5-pole – with snap-in ground contact, d = 4.9 mm

Snap-in foot

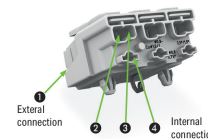
Drilled hole for snap-in mounting foot

Conductor termination



EUROPE	
1 x 0.5 ... 2.5 mm ² "S"	
1 x 0.5 ... 1.5 mm ² "S"	
1 x 0.5 ... 0.75 mm ² "S"	
AMERICA	
1 x AWG 18 ... 14 "S"	
1 x AWG 18 ... 16 "S"	
1 x AWG 18 "S"	
JAPAN	
1 x 0.8 ... 1.6 mm diam. "S"	
1 x 0.8 ... 1 mm diam. "S"	
1 x 0.8 mm diam. "S"	

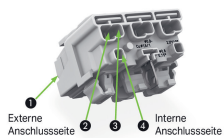
EUROPE	
2 x 0.5 ... 2.5 mm ² "S, str, f-str"	
AMERICA	
2 x AWG 18 ... 12 "S"	
2 x AWG 18 ... 14 "S, f-str"	
JAPAN	
2 x 0.8 ... 2 mm diam. "S"	
2 x 0.5 ... 2 mm ² str, f-str"	



Internal connection:
PUSH WIRE® for internal wiring with solid conductors

External connection:
Push-in CAGE CLAMP® for field-wiring with all conductor types

Conductor termination



Terminating five conductors per pole – solid and fine-stranded.

