

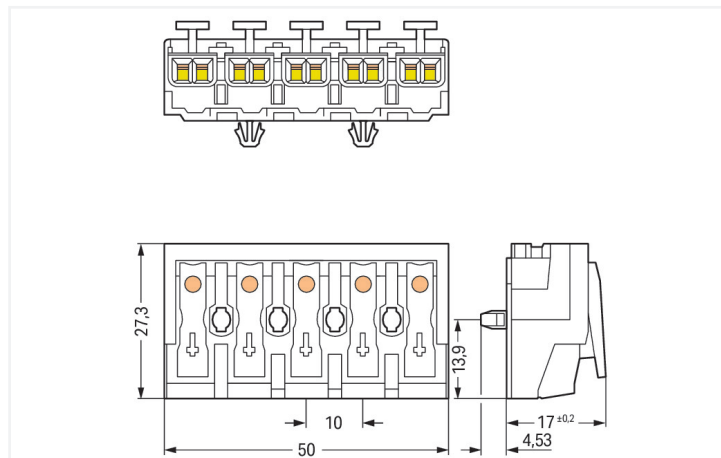
Data Sheet | Item Number: 294-5055

Lighting connector; push-button, external; without ground contact; 5-pole; Lighting side: for solid conductors; Inst. side: for all conductor types; max. 2.5 mm²; Surrounding air temperature: max 85°C (T85); white

<https://www.wago.com/294-5055>



Color: ■ white



Dimensions in mm

Field-wiring terminal block, 294 Series, white

Our field-wiring terminal block (item number 294-5055) makes connecting wires quick and easy. Conductors can only be connected to this field-wiring terminal block if their strip length is between 8 and 9 mm. This product features four conductor terminals and utilizes Push-in CAGE CLAMP® as well as PUSH WIRE®. Push-in CAGE CLAMP® connection technology is ideal for connecting all conductor types. Both solid and fine-stranded conductors with ferrules can be plugged in without needing to use any tools—all thanks to its pluggable design. Our proven PUSH WIRE® connection offers the fastest method for clamping conductors. It utilizes the conductor's stiffness to overcome the clamping spring's contact force. Dimensions: (50 x 21.53 x 27.3) mm (width x height x depth). Depending on the conductor type, this field-wiring terminal block is ideal for conductor cross sections ranging from 0.5 mm² to 2.5 mm² on one side and for conductor cross sections from 0.5 mm² to 2.5 mm² on the other side as well as conductor cross sections from 0.5 mm² to 1.5 mm² and from 0.5 mm² to 0.75 mm².

Tin is used for coating the contact surfaces.

Electrical data

Ratings per	IEC/EN 60998-1		
Overvoltage category	III	III	II
Pollution degree	3	2	2
Nominal voltage	-	-	500 V
Rated impulse withstand voltage	-	-	4 kV
Rated current	-	-	24 A

Ratings per IEC/EN – Notes

Ratings (note) Connection points

Ratings per	IEC/EN 60998-2-2		
Overvoltage category	III	III	II
Pollution degree	3	2	2
Nominal voltage	-	-	500 V
Rated impulse withstand voltage	-	-	4 kV
Rated current	-	-	24 A

General information

Wiring direction Side-entry wiring

Connection Data

Clamping units	25
Total number of potentials	5
Number of connection types	4
PE function	without PE contact

Connection 1

Connection type	External 1
Connection technology	Push-in CAGE CLAMP®
Number of connection points	2
Actuation type	Push-button
Connectable conductor materials	Copper
Solid conductor	0.5 ... 2.5 mm ² / 18 ... 12 AWG
Solid conductor; push-in termination	0.5 ... 2.5 mm ² / 18 ... 12 AWG
Stranded conductor	0.5 ... 2.5 mm ² / 18 ... 14 AWG
Fine-stranded conductor	0.5 ... 2.5 mm ² / 18 ... 14 AWG
Fine-stranded conductor; with insulated ferrule	0.5 ... 1.5 mm ² / 18 ... 16 AWG
Fine-stranded conductor; with uninsulated ferrule	0.5 ... 1.5 mm ² / 18 ... 16 AWG
Fine-stranded conductor; with ferrule; push-in termination	0.5 mm ² / 18 AWG
Strip length	8 ... 9 mm / 0.31 ... 0.35 inches
Pole number	5
Wiring direction	Side-entry wiring

Connection 2

Connection type	Internal 2
Connection technology	PUSH WIRE®
Number of connection points	1
Actuation type	Push-in
Solid conductor	0.5 ... 2.5 mm ² / 18 ... 14 AWG
Fine-stranded conductor; with insulated ferrule	0.5 ... 1 mm ² / 18 ... 16 AWG
Fine-stranded conductor; with uninsulated ferrule	0.5 ... 1.5 mm ² / 18 ... 14 AWG
Strip length	8 ... 9 mm / 0.31 ... 0.35 inches

Connection 3

Connection type	Internal 3
Connection technology	PUSH WIRE®
Number of connection points	1
Actuation type	Push-in
Solid conductor	0.5 ... 1.5 mm ² / 18 ... 16 AWG
Fine-stranded conductor; with insulated ferrule	0.5 ... 0.75 mm ² / 18 AWG
Fine-stranded conductor; with uninsulated ferrule	0.5 ... 1 mm ² / 18 AWG
Strip length	8 ... 9 mm / 0.31 ... 0.35 inches

Connection 4

Connection type	Internal 4
Connection technology	PUSH WIRE®
Number of connection points	1
Actuation type	Push-in
Solid conductor	0.5 ... 0.75 mm ² / 18 AWG
Strip length	8 ... 9 mm / 0.31 ... 0.35 inches

Physical data

Pin spacing	10 mm / 0.394 inches
Width	50 mm / 1.969 inches
Height	21.53 mm / 0.848 inches
Height from the surface	17 mm / 0.669 inches
Depth	27.3 mm / 1.075 inches

Mechanical data

Marking	3-N-⊕-1-2
Mounting type	Snap-in foot

Material data

Note (material data)	Information on material specifications can be found here
Color	white
Material group	IIIa
Insulation material (main housing)	Polycarbonate (PC)
Flammability class per UL94	V0
Clamping spring material	Chrome-nickel spring steel (CrNi)
Contact material	Electrolytic copper (E _{Cu})
Contact Plating	Tin
Fire load	0.23 MJ
Halogen-free	Yes
Weight	15.2 g

Environmental requirements

Temperature stability	120 °C
T marking	T85

Commercial data

Product Group	8 (Misc. Chassis Mount Blocks)
PU (SPU)	250 pcs
Packaging type	Foil
Country of origin	CH
GTIN	4050821098300
Customs tariff number	85369010000

Product Classification

UNSPSC	39121409
eCl@ss 10.0	27-14-11-06
eCl@ss 9.0	27-14-11-06
ETIM 9.0	EC001284
ETIM 10.0	EC001284
ECCN	NO US CLASSIFICATION

Environmental Product Compliance

RoHS Compliance Status	Compliant, No Exemption
SCIP notification number (Austria)	5b2e14d7-8d6d-4602-858e-5f6c7edfa888
SCIP notification number (Belgium)	b87ca9ae-b49e-4802-a2d8-ba97baea7358
SCIP notification number (Bulgaria)	785b1e93-7c1a-420a-85f4-95650229156a
SCIP notification number (Czech Republic)	79339702-1bde-4a9e-86e5-be327e84b5e1
SCIP notification number (Denmark)	0179de61-2a29-4dfb-aa69-91937821e452
SCIP notification number (Finland)	3244fb33-dbfa-4838-af20-14ec4751e503
SCIP notification number (France)	5db81939-f3a7-46a7-92b3-5dda6a67728b
SCIP notification number (Germany)	c6af9861-2ecb-4d66-b252-d99a8207b7cd
SCIP notification number (Hungary)	bab58ea0-6fa1-4b22-8c68-07296689118c
SCIP notification number (Italy)	4b5f2fc5-badd-49d1-8292-eb0ae05c2890
SCIP notification number (Netherlands)	9a231246-6864-411c-b998-e3c3c89917d0
SCIP notification number (Poland)	0d176a98-eb59-45af-b18b-86e073680587
SCIP notification number (Romania)	09f20a9d-2e3a-4da3-b7df-f297ab661d3e

Environmental Product Compliance	
SCIP notification number (Sweden)	48557183-ceed-4883-b1ea-9e2e3bce0f9c

Approvals / Certificates

General approvals			Declarations of conformity and manufacturer's declarations		
Approval	Standard	Certificate Name	Approval	Standard	Certificate Name
ENEC 05 DEKRA Certification B.V.	EN 60998	2128791.01	EU-Declaration of Conformity WAGO GmbH & Co. KG	-	-
			UK-Declaration of Conformity WAGO GmbH & Co. KG	-	-

Downloads

Environmental Product Compliance	
Compliance Search	
Environmental Product Compliance 294-5055	↓

Documentation

Bid Text			
294-5055	19.02.2019	xml 5.58 KB	↓
294-5055	13.06.2017	doc 28.50 KB	↓

CAD/CAE-Data

CAD data		CAE data	
2D/3D Models 294-5055	↓	WSCAD Universe 294-5055	↓
		ZUKEN Portal 294-5055	↓

1 Compatible Products

1.1 Optional Accessories

1.1.1 Strain relief

1.1.1.1 Strain relief



Item No.: 294-370

Strain relief; for 294 Series; with snap-in mounting feet; white

Item No.: 294-375

Strain relief; for 294 Series; without snap-in mounting feet; white

1.1.1.2 Strain relief plate



Item No.: 294-364

Strain relief plate; for 294 Series; for multi-core cables; 3- to 5-pole; with secured clamp; white

Item No.: 294-384

Strain relief plate; for 294 Series; for single strands; 3- to 5-pole; with secured clamp; white

1.1.2 Tool

1.1.2.2 Operating tool

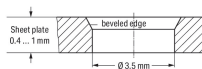
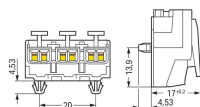
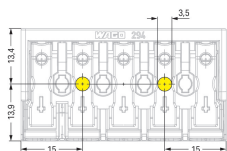


Item No.: 206-294

Disconnection tool; green

Installation Notes

Installation

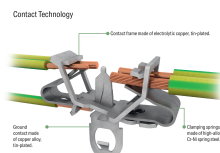


5-pole – without ground contact

Snap-in foot

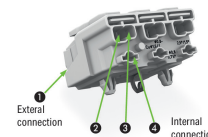
Drilled hole for snap-in mounting foot

Conductor termination



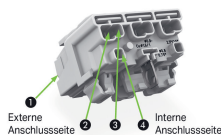
EUROPE	
1 x 0.5 ... 2.5 mm ² "s"	
1 x 0.5 ... 1.5 mm ² "s"	
1 x 0.5 ... 0.75 mm ² "s"	
AMERICA	
1 x AWG 18 ... 14 "s"	
1 x AWG 18 ... 16 "s"	
1 x AWG 18 "s"	
JAPAN	
1 x 0.8 ... 1.6 mm diam. "s"	
1 x 0.8 ... 1 mm diam. "s"	
1 x 0.8 mm diam. "s"	

EUROPE	
2 x 0.5 ... 2.5 mm ² "s, str, f-str"	
AMERICA	
2 x AWG 18 ... 12 "s"	
2 x AWG 18 ... 14 "s, f-str"	
JAPAN	
2 x 0.8 ... 2 mm diam. "s"	
2 x 0.5 ... 2 mm ² str, f-str"	



Internal connection:
PUSH WIRE® for internal wiring with solid conductors

External connection:
Push-in CAGE CLAMP® for field-wiring with all conductor types



Terminating five conductors per pole – solid and fine-stranded.

