

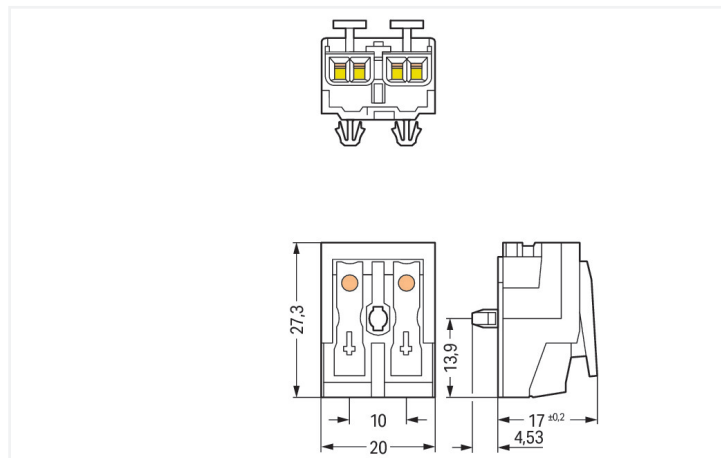
## Data Sheet | Item Number: 294-5042

Lighting connector; push-button, external; without ground contact; 2-pole; Lighting side: for solid conductors; Inst. side: for all conductor types; max. 2.5 mm<sup>2</sup>; Surrounding air temperature: max 85°C (T85); white

<https://www.wago.com/294-5042>



Color: ■ white



Dimensions in mm

### Field-wiring terminal block, 294 Series, Push-in

This field-wiring terminal block (item number 294-5042) is designed for simple and secure connections. Conductors should only be connected to this field-wiring terminal block if their strip length is between 8 and 9 mm. This product features four conductor terminals and utilizes Push-in CAGE CLAMP® as well as PUSH WIRE®. Push-in CAGE CLAMP® connection technology is ideal for connecting all conductor types. It allows direct insertion of both solid and fine-stranded conductors with ferrules without the need for tools—all thanks to its pluggable design. Our PUSH WIRE® connection uses the stiffness of the conductor to overcome the clamping spring's contact force, allowing you to clamp the conductor in place more quickly and easily. The item's dimensions are (20 x 21.53 x 27.3) mm (width x height x depth). Depending on the conductor type, this field-wiring terminal block is suitable for conductor cross sections ranging from 0.5 mm<sup>2</sup> to 2.5 mm<sup>2</sup> on one side and for conductor cross sections from 0.5 mm<sup>2</sup> to 2.5 mm<sup>2</sup> on the other side as well as conductor cross sections from 0.5 mm<sup>2</sup> to 1.5 mm<sup>2</sup> and from 0.5 mm<sup>2</sup> to 0.75 mm<sup>2</sup>.

The contact surface is coated with tin.

### Electrical data

| Ratings per                     | IEC/EN 60998-1 |     |       |
|---------------------------------|----------------|-----|-------|
| Overvoltage category            | III            | III | II    |
| Pollution degree                | 3              | 2   | 2     |
| Nominal voltage                 | -              | -   | 500 V |
| Rated impulse withstand voltage | -              | -   | 4 kV  |
| Rated current                   | -              | -   | 24 A  |

| Ratings per IEC/EN – Notes |                   |
|----------------------------|-------------------|
| Ratings (note)             | Connection points |

| Ratings per                     | IEC/EN 60998-2-2 |     |       |
|---------------------------------|------------------|-----|-------|
| Overvoltage category            | III              | III | II    |
| Pollution degree                | 3                | 2   | 2     |
| Nominal voltage                 | -                | -   | 500 V |
| Rated impulse withstand voltage | -                | -   | 4 kV  |
| Rated current                   | -                | -   | 24 A  |

| General information |                   |
|---------------------|-------------------|
| Wiring direction    | Side-entry wiring |

## Connection Data

|                            |                    |
|----------------------------|--------------------|
| Clamping units             | 10                 |
| Total number of potentials | 2                  |
| Number of connection types | 4                  |
| PE function                | without PE contact |

### Connection 1

|  |   |
|--|---|
| Connection type  | External 1                                  |
| Connection technology                                      | Push-in CAGE CLAMP®                         |
| Number of connection points                                | 2   |
| Actuation type   | Push-button                                 |
| Connectable conductor materials                            | Copper                                      |
| Solid conductor  | 0.5 ... 2.5 mm <sup>2</sup> / 18 ... 12 AWG |
| Solid conductor; push-in termination                       | 0.5 ... 2.5 mm <sup>2</sup> / 18 ... 12 AWG |
| Stranded conductor   | 0.5 ... 2.5 mm <sup>2</sup> / 18 ... 14 AWG |
| Fine-stranded conductor                                    | 0.5 ... 2.5 mm <sup>2</sup> / 18 ... 14 AWG |
| Fine-stranded conductor; with insulated ferrule            | 0.5 ... 1.5 mm <sup>2</sup> / 18 ... 16 AWG |
| Fine-stranded conductor; with uninsulated ferrule          | 0.5 ... 1.5 mm <sup>2</sup> / 18 ... 16 AWG |
| Fine-stranded conductor; with ferrule; push-in termination | 0.5 mm <sup>2</sup> / 18 AWG                |
| Strip length   | 8 ... 9 mm / 0.31 ... 0.35 inches           |
| Pole number  | 2   |
| Wiring direction   | Side-entry wiring                           |

### Connection 2

|   |   |
|---|---|
| Connection type                                   | Internal 2                                  |
| Connection technology                             | PUSH WIRE®                                  |
| Number of connection points                       | 1   |
| Actuation type                                    | Push-in                                     |
| Solid conductor                                   | 0.5 ... 2.5 mm <sup>2</sup> / 18 ... 14 AWG |
| Fine-stranded conductor; with insulated ferrule   | 0.5 ... 1 mm <sup>2</sup> / 18 ... 16 AWG   |
| Fine-stranded conductor; with uninsulated ferrule | 0.5 ... 1.5 mm <sup>2</sup> / 18 ... 14 AWG |
| Strip length                                      | 8 ... 9 mm / 0.31 ... 0.35 inches           |

### Connection 3

|   |   |
|---|---|
| Connection type                                   | Internal 3                                  |
| Connection technology                             | PUSH WIRE®                                  |
| Number of connection points                       | 1   |
| Actuation type                                    | Push-in                                     |
| Solid conductor                                   | 0.5 ... 1.5 mm <sup>2</sup> / 18 ... 16 AWG |
| Fine-stranded conductor; with insulated ferrule   | 0.5 ... 0.75 mm <sup>2</sup> / 18 AWG       |
| Fine-stranded conductor; with uninsulated ferrule | 0.5 ... 1 mm <sup>2</sup> / 18 AWG          |
| Strip length                                      | 8 ... 9 mm / 0.31 ... 0.35 inches           |

### Connection 4

|                             |                                       |
|-----------------------------|---------------------------------------|
| Connection type             | Internal 4                            |
| Connection technology       | PUSH WIRE®                            |
| Number of connection points | 1                                     |
| Actuation type              | Push-in                               |
| Solid conductor             | 0.5 ... 0.75 mm <sup>2</sup> / 18 AWG |
| Strip length                | 8 ... 9 mm / 0.31 ... 0.35 inches     |

## Physical data

|                         |                         |
|-------------------------|-------------------------|
| Pin spacing             | 10 mm / 0.394 inches    |
| Width                   | 20 mm / 0.787 inches    |
| Height                  | 21.53 mm / 0.848 inches |
| Height from the surface | 17 mm / 0.669 inches    |
| Depth                   | 27.3 mm / 1.075 inches  |

### Mechanical data

|               |              |
|---------------|--------------|
| Marking       | 2-1          |
| Mounting type | Snap-in foot |

### Material data

|                                    |  |
|------------------------------------|--|
| Note (material data)               | <a href="#">Information on material specifications can be found here</a> |
| Color                              | white  |
| Material group                     | IIIa   |
| Insulation material (main housing) | Polycarbonate (PC)   |
| Flammability class per UL94        | V0   |
| Clamping spring material           | Chrome-nickel spring steel (CrNi)  |
| Contact material                   | Electrolytic copper (E <sub>Cu</sub> )                                   |
| Contact Plating                    | Tin  |
| Fire load                          | 0.094 MJ   |
| Halogen-free                       | Yes  |
| Weight                             | 6.4 g  |

### Environmental requirements

|                       |        |
|-----------------------|--------|
| Temperature stability | 120 °C |
| T marking             | T85    |

### Commercial data

|                       |                                |
|-----------------------|--------------------------------|
| Product Group         | 8 (Misc. Chassis Mount Blocks) |
| PU (SPU)              | 1000 pcs                       |
| Packaging type        | Foil                           |
| Country of origin     | CH                             |
| GTIN                  | 4050821098249                  |
| Customs tariff number | 85369010000                    |

### Product Classification

|             |                      |
|-------------|----------------------|
| UNSPSC      | 39121409             |
| eCl@ss 10.0 | 27-14-11-06          |
| eCl@ss 9.0  | 27-14-11-06          |
| ETIM 9.0    | EC001284             |
| ETIM 10.0   | EC001284             |
| ECCN        | NO US CLASSIFICATION |

### Environmental Product Compliance

|   |                                      |
|---|--------------------------------------|
| RoHS Compliance Status                    | Compliant, No Exemption              |
| SCIP notification number (Austria)        | 693f98e7-37ac-4a5f-870b-c425942dd397 |
| SCIP notification number (Belgium)        | 0e07c6e9-1fc1-47b1-a0f5-2d9172dd25ed |
| SCIP notification number (Bulgaria)       | 6449ba56-eb87-45d2-b7a5-0f214458c580 |
| SCIP notification number (Czech Republic) | dea4bb64-c6fe-4513-9814-dc09350ef7e6 |
| SCIP notification number (Denmark)        | 0df70e0e-4daa-4c11-b803-c97e5f2b915a |
| SCIP notification number (Finland)        | a424dff4-5b0f-4bab-8562-cacc49f6aaf4 |
| SCIP notification number (France)         | 9f635dd0-c7f8-4c15-a550-2bb2ed885e72 |
| SCIP notification number (Germany)        | d5374203-6801-4830-8f61-ea663240e8a9 |
| SCIP notification number (Hungary)        | f8adc455-cb05-4bc7-b0bf-f338fb090ca7 |
| SCIP notification number (Italy)          | c2fb4764-280d-4793-bbef-854df1bf65b5 |
| SCIP notification number (Netherlands)    | 229814ea-d138-42aa-8bd1-76b5f074a3d3 |
| SCIP notification number (Poland)         | 698f081b-d97a-44d1-8d01-9799cbee727c |
| SCIP notification number (Romania)        | f6e2800e-9e13-4001-8158-08cfa397fa11 |

**Environmental Product Compliance**

|                                   |                                      |
|-----------------------------------|--------------------------------------|
| SCIP notification number (Sweden) | df048587-338c-4152-88d4-162c5ad82feb |
|-----------------------------------|--------------------------------------|

**Approvals / Certificates**

**General approvals**



| Approval                            | Standard | Certificate Name |
|-------------------------------------|----------|------------------|
| ENEC 05<br>DEKRA Certification B.V. | EN 60998 | 2128791.01       |

**Declarations of conformity and manufacturer's declarations**

| Approval   | Standard | Certificate Name |
|--|----------|------------------|
| EU-Declaration of Conformity<br>WAGO GmbH & Co. KG | -        | -                |
| UK-Declaration of Conformity<br>WAGO GmbH & Co. KG | -        | -                |

**Downloads**

**Environmental Product Compliance**

| Compliance Search   |
|---|
| Environmental Product Compliance 294-5042 <a href="#">↓</a> |

**Documentation**

| Bid Text |            |                 |                   |
|----------|------------|-----------------|-------------------|
| 294-5042 | 19.02.2019 | xml<br>5.57 KB  | <a href="#">↓</a> |
| 294-5042 | 13.06.2017 | doc<br>27.00 KB | <a href="#">↓</a> |

**CAD/CAE-Data**

| CAD data                                |
|---|
| 2D/3D Models 294-5042 <a href="#">↓</a> |

| CAE data                                  |
|---|
| WSCAD Universe 294-5042 <a href="#">↓</a> |
| ZUKEN Portal 294-5042 <a href="#">↓</a>   |

## 1 Compatible Products

### 1.1 Optional Accessories

#### 1.1.1 Strain relief

##### 1.1.1.1 Strain relief



**Item No.: 294-370**

Strain relief; for 294 Series; with snap-in mounting feet; white

**Item No.: 294-375**

Strain relief; for 294 Series; without snap-in mounting feet; white

##### 1.1.1.2 Strain relief plate



**Item No.: 294-364**

Strain relief plate; for 294 Series; for multi-core cables; 3- to 5-pole; with secured clamp; white

**Item No.: 294-384**

Strain relief plate; for 294 Series; for single strands; 3- to 5-pole; with secured clamp; white

### 1.1.2 Tool

#### 1.1.2.2 Operating tool

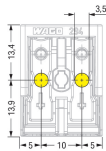


**Item No.: 206-294**

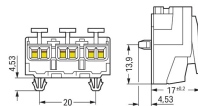
Disconnection tool; green

## Installation Notes

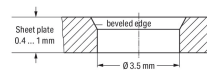
### Installation



2-pole – without ground contact

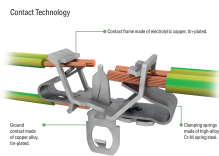


Snap-in foot



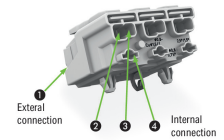
Drilled hole for snap-in mounting foot

## Conductor termination



| EUROPE                               |  |
|--------------------------------------|--|
| 1 x 0.5 ... 2.5 mm <sup>2</sup> "s"  |  |
| 1 x 0.5 ... 1.5 mm <sup>2</sup> "s"  |  |
| 1 x 0.5 ... 0.75 mm <sup>2</sup> "s" |  |
| AMERICA                              |  |
| 1 x AWG 18 ... 14 "s"                |  |
| 1 x AWG 18 ... 16 "s"                |  |
| 1 x AWG 18 "s"                       |  |
| JAPAN                                |  |
| 1 x 0.8 ... 1.6 mm diam. "s"         |  |
| 1 x 0.8 ... 1 mm diam. "s"           |  |
| 1 x 0.8 mm diam. "s"                 |  |

| EUROPE                                     |  |
|--|--|
| 2 x 0.5 ... 2.5 mm <sup>2</sup> "s, f-str" |  |
| AMERICA                                    |  |
| 2 x AWG 18 ... 12 "s"                      |  |
| 2 x AWG 18 ... 14 "s, f-str"               |  |
| JAPAN                                      |  |
| 2 x 0.8 ... 2 mm diam. "s"                 |  |
| 2 x 0.5 ... 2 mm <sup>2</sup> str, f-str"  |  |



**Internal connection:**  
PUSH WIRE® for internal wiring with solid conductors

**External connection:**  
Push-in CAGE CLAMP® for field-wiring with all conductor types



Terminating five conductors per pole – solid and fine-stranded.

