


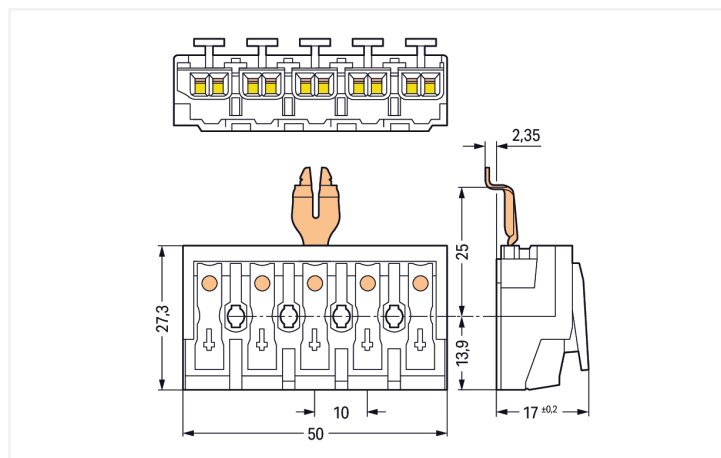
Data Sheet | Item Number: 294-4355

Lighting connector; push-button, external; with angled snap-in ground contact; 5-pole;
Lighting side: for solid conductors; Inst. side: for all conductor types; max. 2.5 mm²; Sur-
rounding air temperature: max 85°C (T85); white

<https://www.wago.com/294-4355>



Color: ■ white



Dimensions in mm

Field-wiring terminal block, 294 Series, with 10 mm pin spacing

This field-wiring terminal block (item number 294-4355) is designed for quick and simple connections. Conductors can only be connected to this field-wiring terminal block if their strip length is between 8 and 9 mm. This product incorporates four conductor terminals and utilizes Push-in CAGE CLAMP® and PUSH WIRE®. Push-in CAGE CLAMP® connection technology is ideal for connecting all conductor types. Both solid and fine-stranded conductors with ferrules can be plugged in without the need for tools—all thanks to its pluggable design. Our reliable PUSH WIRE® connection offers the fastest method for clamping conductors. It utilizes the conductor's stiffness to overcome the clamping spring's contact force. The item's dimensions are (50 x 17 x 27.3) mm (width x height x depth). Depending on the conductor type, this field-wiring terminal block is suitable for conductor cross sections ranging from 0.5 mm² to 2.5 mm² on one side and for conductor cross sections from 0.5 mm² to 2.5 mm² on the other side as well as conductor cross sections from 0.5 mm² to 1.5 mm² and from 0.5 mm² to 0.75 mm².

The contact surface is coated with tin.

Electrical data

Ratings per	IEC/EN 60998-1		
Overtoltage category	III	III	II
Pollution degree	3	2	2
Nominal voltage	-	-	500 V
Rated impulse withstand voltage	-	-	4 kV
Rated current	-	-	24 A

Ratings per IEC/EN – Notes

Ratings (note) Connection points

Ratings per	IEC/EN 60998-2-2		
Overtoltage category	III	III	II
Pollution degree	3	2	2
Nominal voltage	-	-	500 V
Rated impulse withstand voltage	-	-	4 kV
Rated current	-	-	24 A

General information

Wiring direction Side-entry wiring

Connection Data

Clamping units	25
Total number of potentials	5
Number of connection types	4
PE function	Angled snap-in PE contact

Connection 1

Connection type	External 1
Connection technology	Push-in CAGE CLAMP®
Number of connection points	2
Actuation type	Push-button
Connectable conductor materials	Copper
Solid conductor	0.5 ... 2.5 mm ² / 18 ... 12 AWG
Solid conductor; push-in termination	0.5 ... 2.5 mm ² / 18 ... 12 AWG
Stranded conductor	0.5 ... 2.5 mm ² / 18 ... 14 AWG
Fine-stranded conductor	0.5 ... 2.5 mm ² / 18 ... 14 AWG
Fine-stranded conductor; with insulated ferrule	0.5 ... 1.5 mm ² / 18 ... 16 AWG
Fine-stranded conductor; with uninsulated ferrule	0.5 ... 1.5 mm ² / 18 ... 16 AWG
Fine-stranded conductor; with ferrule; push-in termination	0.5 mm ² / 18 AWG
Strip length	8 ... 9 mm / 0.31 ... 0.35 inches
Pole number	5
Wiring direction	Side-entry wiring

Connection 2

Connection type	Internal 2
Connection technology	PUSH WIRE®
Number of connection points	1
Actuation type	Push-in
Solid conductor	0.5 ... 2.5 mm ² / 18 ... 14 AWG
Fine-stranded conductor; with insulated ferrule	0.5 ... 1 mm ² / 18 ... 16 AWG
Fine-stranded conductor; with uninsulated ferrule	0.5 ... 1.5 mm ² / 18 ... 14 AWG
Strip length	8 ... 9 mm / 0.31 ... 0.35 inches

Connection 3

Connection type	Internal 3
Connection technology	PUSH WIRE®
Number of connection points	1
Actuation type	Push-in
Solid conductor	0.5 ... 1.5 mm ² / 18 ... 16 AWG
Fine-stranded conductor; with insulated ferrule	0.5 ... 0.75 mm ² / 18 AWG
Fine-stranded conductor; with uninsulated ferrule	0.5 ... 1 mm ² / 18 AWG
Strip length	8 ... 9 mm / 0.31 ... 0.35 inches

Connection 4

Connection type	Internal 4
Connection technology	PUSH WIRE®
Number of connection points	1
Actuation type	Push-in
Solid conductor	0.5 ... 0.75 mm ² / 18 AWG
Strip length	8 ... 9 mm / 0.31 ... 0.35 inches

Physical data

Pin spacing	10 mm / 0.394 inches
Width	50 mm / 1.969 inches
Height	17 mm / 0.669 inches
Depth	27.3 mm / 1.075 inches

Mechanical data

Marking	3-N-⊕-1-2
Mounting type	without snap-in mounting feet

Material data

Note (material data)	Information on material specifications can be found here
Color	white
Material group	IIIa
Insulation material (main housing)	Polycarbonate (PC)
Flammability class per UL94	V0
Clamping spring material	Chrome-nickel spring steel (CrNi)
Contact material	Electrolytic copper (E _{Cu})
Contact Plating	Tin
Fire load	0.229 MJ
Halogen-free	Yes
Weight	16.1 g

Environmental requirements

Temperature stability	120 °C
T marking	T85

Commercial data

Product Group	8 (Misc. Chassis Mount Blocks)
PU (SPU)	250 pcs
Packaging type	Bag
Country of origin	PL
GTIN	4050821098027
Customs tariff number	85369010000

Product Classification

UNSPSC	39121409
eCl@ss 10.0	27-14-11-06
eCl@ss 9.0	27-14-11-06
ETIM 9.0	EC001284
ETIM 10.0	EC001284
ECCN	NO US CLASSIFICATION

Environmental Product Compliance

RoHS Compliance Status	Compliant, No Exemption
SCIP notification number (Austria)	225e8866-c0b3-4ab0-b96a-1fdc2b2810af
SCIP notification number (Belgium)	17a0b8ff-f6a2-4104-a611-07ab704d2cb2
SCIP notification number (Bulgaria)	2713e3e9-dd83-408f-a77b-df7dec3f2653
SCIP notification number (Czech Republic)	9d0f7585-ec82-441c-bad3-1ab1ae78cf52
SCIP notification number (Denmark)	c5172509-6d96-49af-9153-cb99d9b5d7a7
SCIP notification number (Finland)	bd04eb01-f4f9-4fce-9018-5f8ae42f1caa
SCIP notification number (France)	56dd3cfb-930f-4196-bbde-74d200ba4612
SCIP notification number (Germany)	ce575390-d02d-45d6-8d9b-61717e583f35
SCIP notification number (Hungary)	3e6e10a1-ee66-49ef-858f-12f782dc51b6
SCIP notification number (Italy)	a71dfb22-a51d-4746-bb14-7d8080795e49
SCIP notification number (Netherlands)	17c5059e-5745-43c2-96b4-01fa67ec1339
SCIP notification number (Poland)	bcb01862-3cd2-42f6-b39d-ee5637ac96ca
SCIP notification number (Romania)	6cd5b496-8d5c-468f-b65b-0d36f56788c4

Environmental Product Compliance

SCIP notification number (Sweden)	94b19426-d6c5-44dd-8788-3bd7ef2f19da
-----------------------------------	--------------------------------------

Approvals / Certificates

General approvals **Declarations of conformity and manufacturer's declarations**



Approval	Standard	Certificate Name
ENEC 05 DEKRA Certification B.V.	EN 60998	2128791.01

Approval	Standard	Certificate Name
EU-Declaration of Conformity WAGO GmbH & Co. KG	-	-
UK-Declaration of Conformity WAGO GmbH & Co. KG	-	-

Downloads

Environmental Product Compliance

Compliance Search
Environmental Product Compliance 294-4355 ↓

Documentation

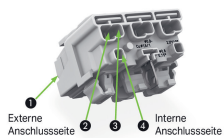
Bid Text			
294-4355	19.02.2019	xml 5.60 KB	↓
294-4355	13.06.2017	doc 28.50 KB	↓

CAD/CAE-Data

CAD data
2D/3D Models 294-4355 ↓

CAE data
WSCAD Universe 294-4355 ↓
ZUKEN Portal 294-4355 ↓

Conductor termination



Terminating five conductors per pole – solid and fine-stranded.

