

Industrial Relay Type RRM Monostable




- 8 or 14 -blades socket mounting
- 2 or 4 change over contacts
- 10A maximum switching current (DPDT version)
- 250 VAC/VDC maximum switching voltage
- AC coils 12 ~ 240 VAC
- DC coils 12 ~ 110VDC
- Electrical life of 100,000 cycles
- Mechanical life of 10,000,000 cycles
- DIN sockets with two terminal layout options
- Standard indicating LED, push arm and test flag
- UL, CSA, CE, ROHS approvals

Product Description

The RRM is an industrial relay that can be used in a wide range of applications. It is available in 2 or 4 change over contacts configurations.

Ordering Key

RRM 004 A 24V



Approvals



Type Selection

Type	Contact Code	Coil Type	Coil Voltage
RRM	002 - DPDT	A - AC	12V, 24V, 48V, 120V, 240V AC
	004 - 4PDT	D - DC	5V, 6V, 12V, 24V, 48V, 110V DC

Product Selection

Part Number	Contact Code	Coil voltage	Stock Code
RRM002A12V	DPDT 2 change over contacts, 8-blades	12 VAC	D
RRM002A24V		24 VAC	A
RRM002A48V		48 VAC	D
RRM002A120V		120 VAC	A
RRM002A240V		240 VAC	A
RRM002D5V		5 VDC	A
RRM002D6V		6 VDC	D
RRM002D12V		12 VDC	A
RRM002D24V		24 VDC	A
RRM002D48V		48VDC	D
RRM002D110V		110 VDC	D

Part Number	Contact Code	Coil voltage	Stock Code
RRM004A12V	4PDT 4 change over contacts, 14-blades	12 VAC	D
RRM004A24V		24 VAC	A
RRM004A48V		48 VAC	D
RRM004A120V		120 VAC	A
RRM004A240V		240 VAC	A
RRM004D5V		5 VDC	A
RRM004D6V		6 VDC	D
RRM004D12V		12 VDC	A
RRM004D24V		24 VDC	A
RRM004D48V		48VDC	D
RRM004D110V		110 VDC	D

Contact Characteristics

Arrangement:	DPDT, 4PDT
Contact Rating:	RRM002: 10A 250VAC/30VDC
	RRM004: 5A 250VAC/30VDC
Hp rating at 240VAC	RRM002: 1/3 Hp, RRM004: 1/6 Hp
Maximum Switching Voltage:	250VAC, 30 VDC
Minimum Switching Current:	100mA, 5VDC

Material :	AgSnO2
Contact Resistance:	≤ 100 mOhms (at 6 VDC 1A)
Reaction Time to Close:	≤ 20ms
Reaction Time to Open:	≤ 20ms
Electrical Life:	100,000 cycles (1800 per hour)
Mechanical Life	10,000,000 cycles (18,000 per hour)

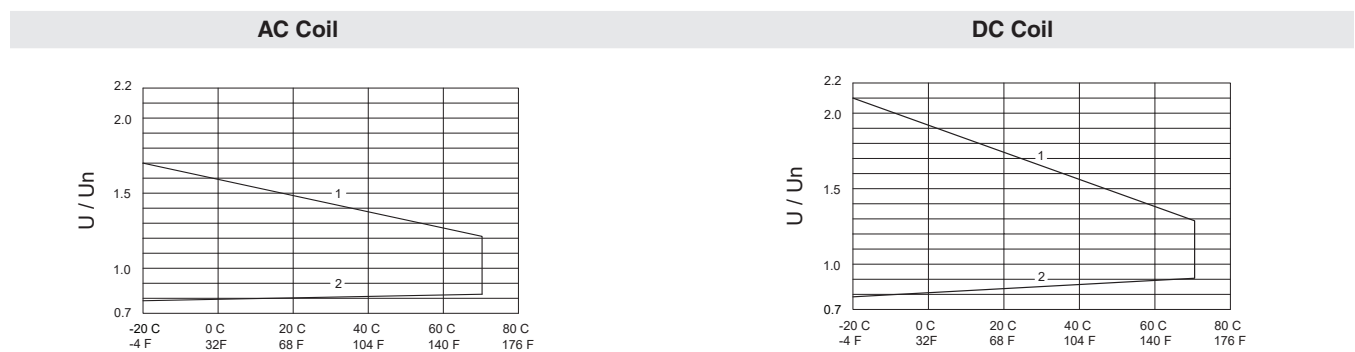
Industrial Relay Type RRM Monostable



Coil Characteristics

AC Coil						DC Coil					
Coil Code	Nominal Voltage	Pick-up	Drop-out	Coil Resistance	Coil Power	Coil Code	Nominal Voltage	Pick-up	Drop-out	Coil Resistance	Coil Power
		at +23°C						at +23°C			
	VAC	≥ VAC	≤ VAC	Ω ±10%	VA		VAC	≥ VAC	≤ VAC	Ω ±10%	VA
12V	12V	80%	30%	46.5	aprox. 1.2	5V	5V	80%	10%	28	aprox. 0.9
24V	24V			192		6V	6V			40	
48V	48V			783		12V	12V			160	
120V	110/120V			4000		24V	24V			650	
240V	220/240V			15000		48V	48V			2560	
						110V	110V			11000	

Minimum and Maximum Coil Voltage vs Ambient Temperature



- 1- Maximum coil voltage vs. temperature
- 2- Minimum coil voltage vs. temperature

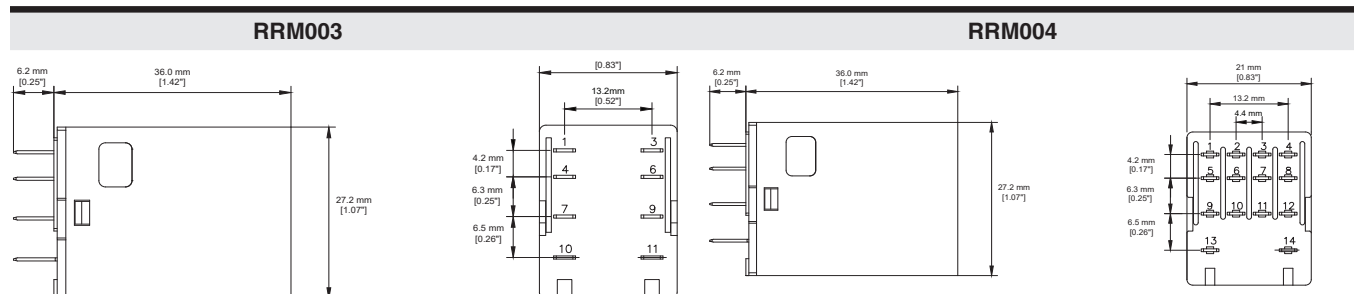
Insulation

Between Open Contacts (1mA leakage)	≥ 1000 VAC for 1 minute
	≥ 1200 VAC for 1 second
Between Contact and Coil and	≥ 2500 VAC for 1 minute
	≥ 2750 VAC for 1 second
Contact to Contact (1mA leakage)	≥ 1500 VAC for 1 minute
	≥ 1700 VAC for 1 second

Environmental Specifications

Operational Temperature	-40°C ~ +70°C
Operational Humidity	35% ~ 85%
Storage Temperature	-40°C ~ +70°C
Storage Humidity	20% ~ 85%
Storage Environment	avoid corrosive gas environments and direct sun

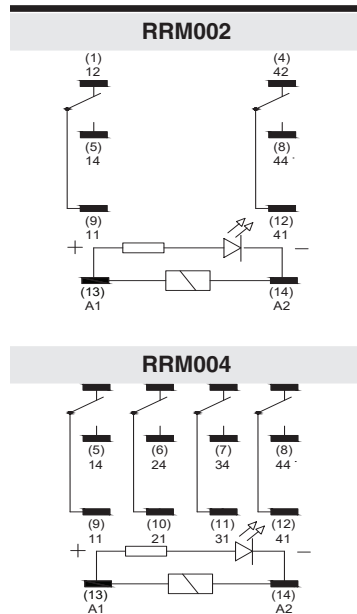
Dimensions



Industrial Relay Type RRM Monostable



Diagrams

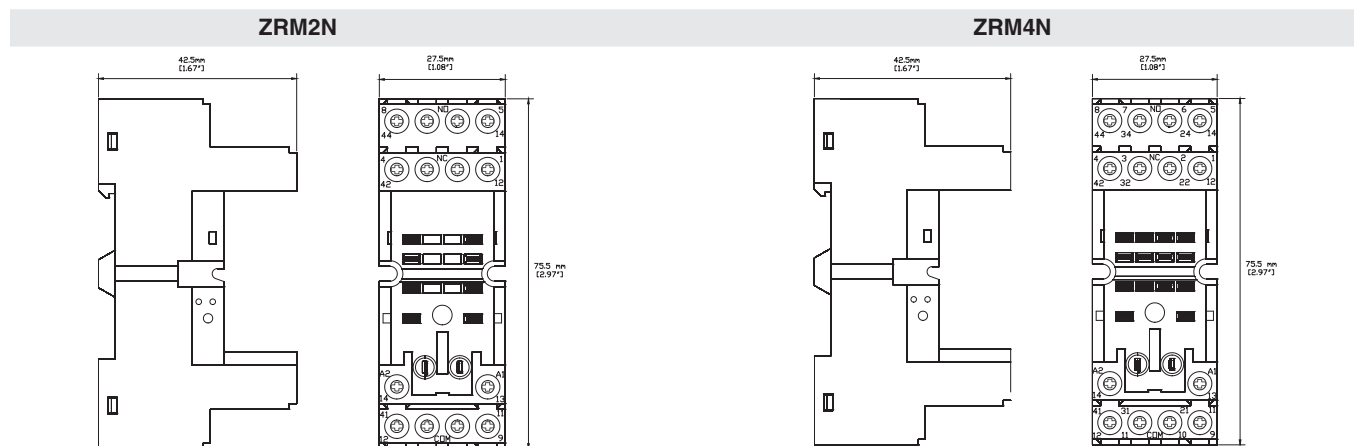


Accessories

Part Number	Description	Stock Code
ZRM2N	DIN Socket for RRM002 relay without hold down spring	A
ZRM4N	DIN Socket for RRM004 relay without holding spring	A
ZRMB35	Plastic hold down clip for ZRM socket	A
ZRMK35	Metal hold down spring for ZRM socket	A
ZRMRC24	Auxiliary Module for ZRM Sockets RC 6-24 VAC	A
ZRMRC110240	Auxiliary Module for ZRM Sockets RC 110-240 VAC	A
ZRMMOV240	Auxiliary Module for ZRM Sockets MOV 240 VAC/VDC	A
ZRMMOV24	Auxiliary Module for ZRM Sockets MOV 24 VAC/VDC	A
ZRMMOV120	Auxiliary Module for ZRM Sockets MOV 120 VAC/VDC	A
ZRMFWD	Auxiliary Module for ZRM Sockets Diode 6-250VDC	A

Socket Specifications

Arrangement:	ZRM2N: 8-blades, ZRM4N: 14-blades	DIN-rail standard	35 mm
Insertion and extraction force	ZRM2N: 15-80 N	Load capacity	ZRM2N: 12A, 300V
	ZRM4N: 25-100 N		ZRM4N: 10A, 300V
Max screw torque	0.8Nm (7.1 lb.-inch)	Operational temp. range	-40°C ~ +85°C
Dielectric strength	> 2000V	Wire size range	20-14 AWG / 0.5-2.5 mm ²



Agency Approvals

