

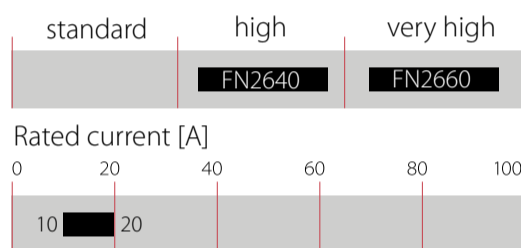
Low Profile - High performance, EMC/RFI IEC inlet filter



- Excellent IEC inlet for robotics, datacenters and other applications
- Terminals available on load side: Fast-on, wire leads, bolt, and clamps
- Voltage rating up to 250 VAC
- Fits within 1 height unit (HU) of a 19" rack application
- 40 °C operating temperature
- 2-stage filter performance



Performance indicators



Approvals & Compliances

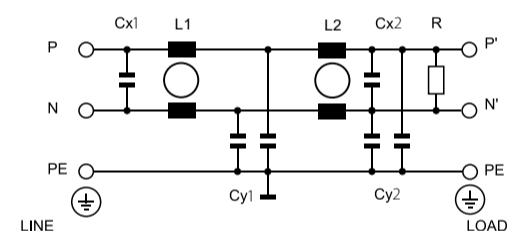
Features and Benefits

- FN2640 / FN2660 series fits perfectly within 1HU height for rack mount applications
- The filters are built to fit perfectly to datacenter and audio video equipment
- The shape allows convenient and space-saving installation
- Fulfills the requirements in IEC/EN 62040-1 - Uninterruptible power systems (UPS)
- Fulfills the requirements in IEC 62368-1 - Audio/Video, Information and Communication Technology Equipment
- Fulfills the requirements in IEC/EN 60335-1 - Household and similar appliances

Typical Applications

- Robotics, collaborative robots, autonomous machines
- Audio and video equipment
- UPS - Uninterruptible power supplies

Typical electrical schematic











Technical Specifications

Maximum continuous operating voltage	250 VAC
Nominal operating voltage	230 VAC
Rated currents	10 to 20 A @ 40°C
Overload capability	1.5 x rated current for 1 minute once per hour
Operating frequency	DC to 60 Hz
High potential test voltage	P → N 1500 VDC for 2 sec* P/N → PE 2500 VDC for 2 sec*
Overvoltage category	II acc. IEC 60664-1
Pollution degree	2 acc. IEC 60664-1
Surge withstand	2 kV Ph-Ph / 4 kV Ph-PE (Level 4)
Temperature range (operation and storage)	-40°C to +85°C (with derating >40°C)
Climatic category	40/085/21 acc. IEC60068-1
Cooling	Natural cooling AN
Altitude	Derating above 2000 m
Protection category	IP00 / IP20 for -103 terminal
Flammability corresponding to	Plastic Material: UL 94 V0 Laces for -07 version: UL 94 VW1
Vibration and shock	3M12 acc. IEC 60721-3-3
Certified to	UL 60939-3, IEC/EN 60939, GB/T 15287
MTBF (Mil-HB-217F)	>300,000 h @ 40°C/230 V

* High potential test voltage: Repetition with max. 80% of specified values

Filter Selection Table

Filter	Rated current	Leakage current*	Power loss	Inductance**		Capacitance**				Resistance**	Connections				Weight max***	
	@ 40°C	@ 250 VAC/ 50 Hz	@ 25°C	L1	L2	Cx1	Cx2	Cy1	Cy2	R	line side	load side				
	[A]	[mA]	[W]	[mH]	[mH]	[µF]	[µF]	[nF]	[nF]	[kΩ]	C14 C20					[kg]
Two-stage																
FN2660-10-yy-C0909	10	0.35 (0.20)	8.2	8.3	8.3	1	0.47	2.2	2.2	680		-05	-07	-08	-103	0.5
FN2660-15-yy-C0909	15	0.35 (0.20)	8.2	4.0	4.0	1	0.47	2.2	2.2	680		-05	-07	-08	-103	0.5
FN2660-16-yy-C0909	16	0.35 (0.20)	9.4	4.0	4.0	1	0.47	2.2	2.2	680		-05	-07	-08	-103	0.5
FN2660-20-yy-C0909	20	0.35 (0.20)	10.6	2.4	2.4	1	0.47	2.2	2.2	680		-05	-07	-08	-103	0.5

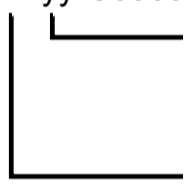
* Maximum leakage current under normal operating conditions. Note: if the neutral line is interrupted, worst case leakage current could reach twice this level.

** Tolerances apply: Inductance: -30/+50%, Capacitance: ±20%, Resistance: ±10%.

*** Weight depending on choice of connectors.

Product selector

FN2660-xx-yy-C0909



yy – Load terminal type

05: fast-on 6.3 x 0.8 mm

07: wire leads

08: M4 screw

103: push-in terminal

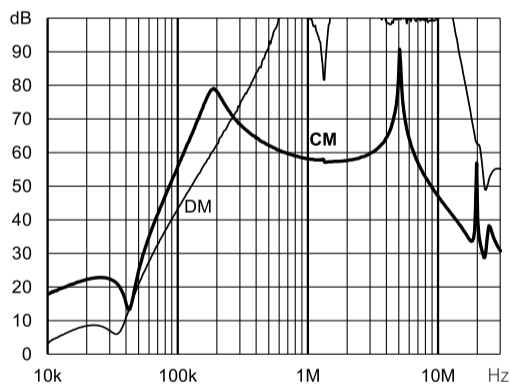
xx – Rated current

10-20: 10 A – 20 A

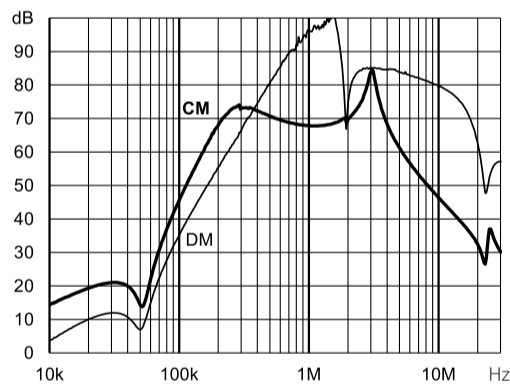
Typical Filter Attenuation

Per CISPR 17: symmetrical 50 Ω/50 Ω -> Differential Mode (DM); asymmetrical 50 Ω/50 Ω -> Common Mode (CM)

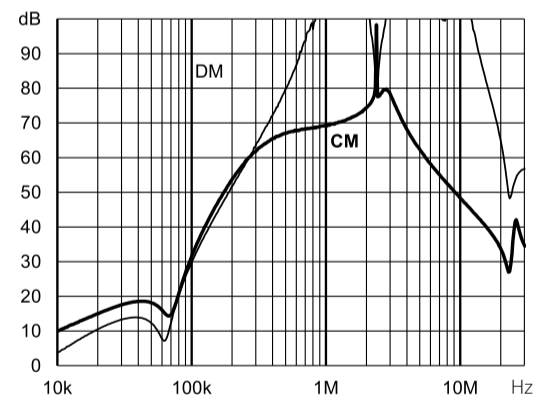
FN2660 - Two-stage filter



FN2660-10-yy-C0909



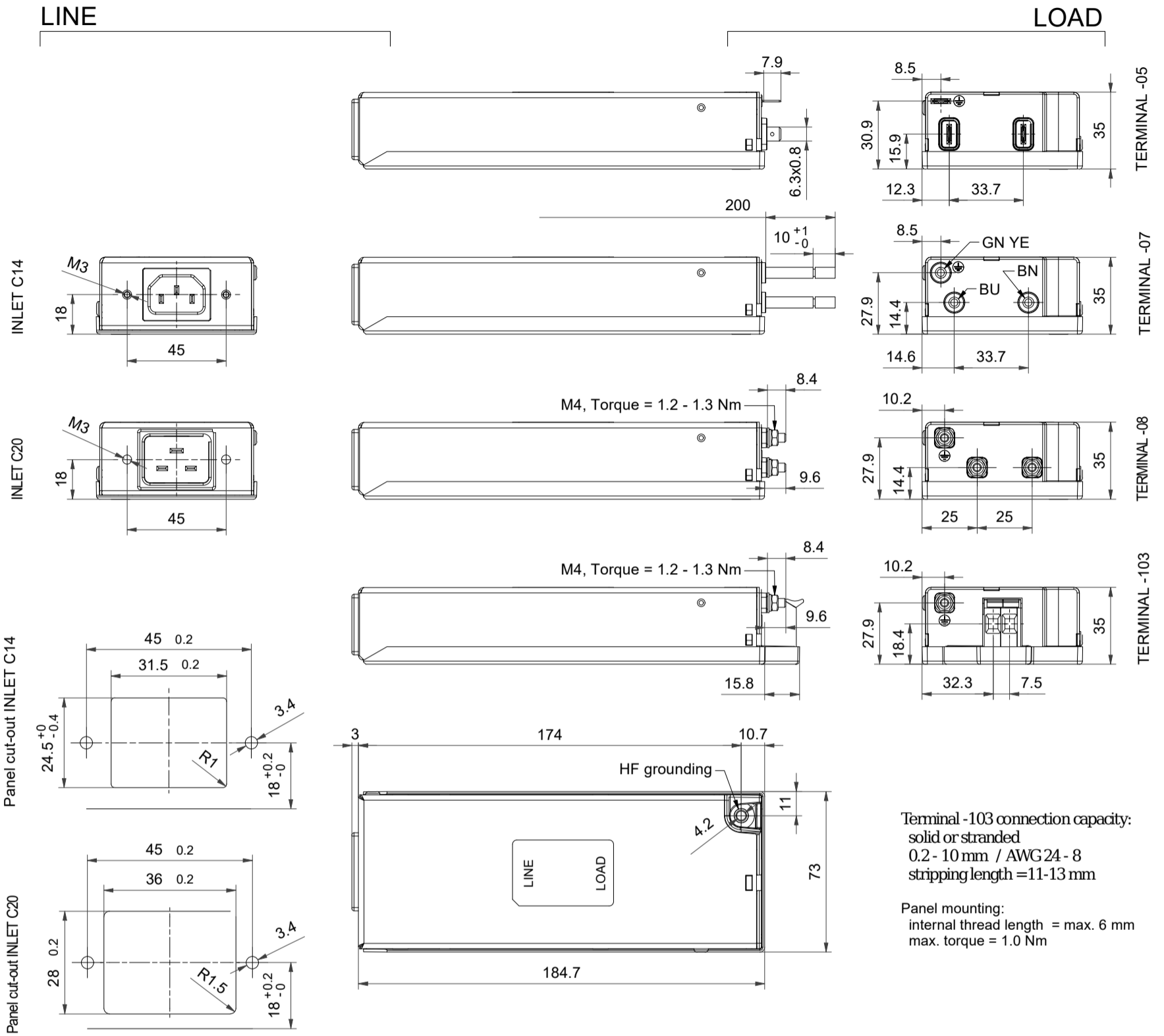
FN2660-15-yy-C0909 & FN2660-16-yy-C0909



FN2660-20-yy-C0909

Dimensions FN2660 - Two-stage Filter

For dimensions [mm] without tolerances: ISO2768-cL/EN22768-cL applies



Headquarters, Global Innovation and Development

Switzerland

Schaffner Group

Industrie Nord
Nordstrasse 5
4542
Luterbach
+41 32 681 66 26
info@schaffner.com

Sales and Application Centers

Finland

Schaffner Oy

Lohjanharjuntie 1109
08500
Lohja
+ 358 50 468 72 84
finlandsales@schaffner.com

France

Schaffner EMC S.A.S.

16-20 Rue Louis Rameau
95875
Bezons
+33 1 34 34 30 60
francesales@schaffner.com

Germany

Schaffner Deutschland GmbH

Ohiostr. 8
76149
Karlsruhe
+49 721 56910
germanysales@schaffner.com

Italy

Schaffner EMC S.r.l.

Via Ticino, 30
20900
Monza (MB)
+39 335 120 44 32
italysales@schaffner.com

Japan

Schaffner EMC K.K.

ISM Sangenjaya 7F
1-32-12 Kamiyama Setagaya-ku
154-0011
Tokyo
+81 3 5712 3650
japansales@schaffner.com

Singapore

Schaffner EMC Pte Ltd.

Blk 3015A Ubi Road 1 #05-09 Kampong Ubi
Industrial Estate
408705
Singapore
+65 63773283
singaporesales@schaffner.com

Sweden

Schaffner EMC AB

Östermalmströgrg 1
114 42
Stockholm
+46 8 5050 2425
swedensales@schaffner.com

Switzerland

Schaffner EMV AG

Industrie Nord
Nordstrasse 5
4542
Luterbach
+41 32 681 66 26
switzerlandsales@schaffner.com

India

Schaffner India Pvt. Ltd

Regus World Trade Centre
WTC 22nd Floor Unit No 2238 Brigade
Gateway Campus 26/1 Dr. Rajkumar Road
Malleshwaram (W)
560055
Bangalore
+91 8067935355
indiasales@schaffner.com

United Kingdom

Schaffner Ltd.

Suite 1 Oakmede Place
Terrace Road
RG42 4JF
Binfield
+44 118 9770070
schaffner.uksales@te.com

United States

Schaffner EMC Inc.

52 Mayfield Avenue
Edison, New Jersey
+1 732 225 9533
usasales@schaffner.com

To find your local partner within Schaffner's global network schaffner.com

© 2025 Schaffner Group

The content of this document has been carefully checked and understood. However, neither Schaffner nor its subsidiaries assume any liability whatsoever for any errors or inaccuracies of this document and the consequences thereof. Published specifications are subject to change without notice. Product suitability for any area of application must ultimately be determined by the customer. In all cases, products must never be operated outside their published specifications. Schaffner does not guarantee the availability of all published products. This disclaimer shall be governed by substantive Swiss law and resulting disputes shall be settled by the courts at the place of business of Schaffner Holding AG. Latest publications and a complete disclaimer can be downloaded from the Schaffner website. All trademarks recognized.