

UNO2-PS/1AC/24DC/30W/PT - Power supply



1399932

<https://www.phoenixcontact.com/gb/products/1399932>

Please be informed that the data shown in this PDF document is generated from our online catalog. Please find the complete data in the user documentation. Our general terms of use for downloads are valid.



Primary-switched power supply unit UNO POWER, Push-in connection, DIN rail mounting, input: 1-phase, output: 24 V DC / 1.3 A, adjustable from 24 V DC ... 29 V DC

Product description

UNO POWER – compact, high-efficiency power supply

The UNO POWER power supplies are the ideal solution for industrial applications where compact design and reliable performance are required. With a high power density and basic functionality, the AC/DC power supply units reliably supply loads with constant load behavior – and at powers ranging from 25 W to 960 W.

The new generation up to 90 W also impresses with Push-in connection technology and an extended input voltage range up to 277 V AC, which makes installation even easier and more flexible.

Your advantages

- Save space in the control cabinet thanks to an extremely narrow overall width
- Save energy, thanks to a high degree of efficiency
- Outdoor installation possible, with a wide temperature range of -25°C ... +70°C

Commercial data

Item number	1399932
Packing unit	1 pc
Minimum order quantity	1 pc
Sales key	CMPV13
Product key	CMPV13
GTIN	4063151786328
Weight per piece (including packing)	164 g
Weight per piece (excluding packing)	124 g
Customs tariff number	85044095
Country of origin	Country of origin will be provided upon delivery.

Technical data

Input data

AC operation

Supply system configuration	TN, TT, IT (PE)
Nominal input voltage range	100 V AC ... 277 V AC
Input voltage range	100 V AC ... 277 V AC -15 % ... +10 % 110 V AC ... 277 V AC ±10 % (UL)
Derating	< 100 V AC (1 %/V)
Typical national grid voltage	120 V AC 230 V AC
Voltage type of supply voltage	AC
Inrush current	typ. 35 A (at 25 °C)
Inrush current integral (I^2t)	< 0.3 A ² s
Frequency range (f_N)	50 Hz ... 60 Hz ±10 %
Mains buffering time	typ. 18 ms (120 V AC) typ. 90 ms (230 V AC)
Current consumption	0.58 A (100 V AC) 0.28 A (277 V AC)
Protective circuit	Transient surge protection; Varistor
Switch-on time	typ. 1 s
Device mains fuse	4 A internal (device protection), slow-blow
Recommended breaker for input protection	6 A ... 16 A (Characteristic B, C, D, K or comparable)
Discharge current to PE	< 0.25 mA

DC operation

Input voltage range	110 V DC ... 250 V DC ±20 % 125 V DC ... 250 V DC ±10 % (UL)
Derating	< 110 V DC (1 %/V)
Voltage type of supply voltage	DC
Current consumption	0.3 A (110 V DC) 0.13 A (250 V DC)

Output data

Efficiency	typ. 90.5 % (120 V AC) typ. 91.9 % (230 V AC)
Nominal output voltage	24 V DC
Setting range of the output voltage (U_{Set})	24 V DC ... 29 V DC (> 24 V DC, constant capacity restricted)
Nominal output current (I_N)	1.3 A
Output current range	1 A ... 1.25 A
Short-circuit-proof	yes
Crest factor	typ. 3.21 (120 V AC) typ. 4.23 (230 V AC)

UNO2-PS/1AC/24DC/30W/PT - Power supply



1399932

<https://www.phoenixcontact.com/gb/products/1399932>

Output power (P_N)	30 W
Connection in parallel	yes, for increasing power and redundancy with diode
Connection in series	yes, for increased output voltage
Feedback voltage resistance	≤ 35 V DC
Protection against overvoltage at the output (OVP)	≤ 35 V DC
Residual ripple	typ. 60 mV _{PP} (with nominal values)
Control deviation	< 1 % (change in load, static 10 % ... 90 %)
	< 3 % (change in load, dynamic 10 % ... 90 %)
	< 0.1 % (change in input voltage ± 10 %)
Rise time	< 1 s ($U_{Out} = 10$ % ... 90 %)
Minimum no-load power dissipation	< 0.16 W (120 V AC)
Maximum no-load power dissipation	< 0.26 W (230 V AC)
Minimum nominal load power dissipation	< 3.2 W (120 V AC)
Power loss nominal load max.	< 2.7 W (230 V AC)
Short-circuit current	2 A
Integrated fuse protection	no
Fuse protection (secondary side)	electronic

Connection data

Input

Position	1.x
Identification	1.1 (L), 1.2 (N)

Conductor connection

Connection method	Push-in connection
rigid	0.75 mm ² ... 4 mm ² (Push-in connection)
	1 mm ²
flexible	0.2 mm ² ... 4 mm ²
	1 mm ²
flexible with ferrule without plastic sleeve	0.2 mm ² ... 2.5 mm ²
	1 mm ²
flexible with ferrule with plastic sleeve	0.2 mm ² ... 2.5 mm ²
	1 mm ²
AWG	24 ... 12
	17
Stripping length	10 mm

Output

Position	2.x
Identification	2.1 (+), 2.2 (-)

Conductor connection

Connection method	Push-in connection
rigid	0.75 mm ² ... 4 mm ² (Push-in connection)
	1 mm ²

UNO2-PS/1AC/24DC/30W/PT - Power supply



1399932

<https://www.phoenixcontact.com/gb/products/1399932>

flexible	0.2 mm ² ... 4 mm ²
	1 mm ²
flexible with ferrule without plastic sleeve	0.2 mm ² ... 2.5 mm ²
	1 mm ²
flexible with ferrule with plastic sleeve	0.2 mm ² ... 2.5 mm ²
	1 mm ²
rigid (AWG)	24 ... 12
	17
AWG	24 ... 12
	17
Stripping length	10 mm

Conductor connection

Connection method	Push-in connection
rigid	0.2 mm ² ... 4 mm ²
flexible	0.2 mm ² ... 4 mm ²
flexible with ferrule without plastic sleeve	0.25 mm ² ... 2.5 mm ²
flexible with ferrule with plastic sleeve	0.25 mm ² ... 2.5 mm ²
AWG	24 ... 14 (Cu)
Stripping length	10 mm

Signaling

LED signaling

Types of signaling	LED DC OK - signal state operation ($U_N = 24 \text{ V DC}$, $I_{Out} = I_N$)
Function	Visual operating state display
Color	green
LED off	Supply voltage input AC not present (Off)
LED on (green), DC OK	$U_{OUT} > 0,9 \times U_N$ (On (green), DC OK)

Electrical properties

Number of phases	1
Insulation voltage input/output	4 kV AC (type test)
	3.75 kV AC (routine test)

Product properties

Product family	UNO POWER
MTBF (IEC 61709, SN 29500)	> 2872000 h (25 °C)
	> 1743000 h (40 °C)
	> 980000 h (55 °C)

Insulation characteristics

Protection class	II
Degree of pollution	2

Life expectancy (electrolytic capacitors)

UNO2-PS/1AC/24DC/30W/PT - Power supply



1399932

<https://www.phoenixcontact.com/gb/products/1399932>

Current	0.625 A
Temperature	40 °C
Time	284000 h
Additional text	120 V AC

Life expectancy (electrolytic capacitors)

Current	0.625 A
Temperature	40 °C
Time	234000 h
Additional text	230 V AC

Life expectancy (electrolytic capacitors)

Current	1.25 A
Temperature	40 °C
Time	138000 h
Additional text	120 V AC

Life expectancy (electrolytic capacitors)

Current	1.25 A
Temperature	40 °C
Time	133000 h
Additional text	230 V AC

Life expectancy (electrolytic capacitors)

Current	0.938 A
Temperature	40 °C
Time	192000 h
Additional text	120 V AC

Life expectancy (electrolytic capacitors)

Current	0.938 A
Temperature	40 °C
Time	161000 h
Additional text	230 V AC

Life expectancy (electrolytic capacitors)

Current	1.25 A
Temperature	25 °C
Time	392000 h
Additional text	120 V AC

Life expectancy (electrolytic capacitors)

Current	1.25 A
Temperature	25 °C
Time	378000 h
Additional text	230 V AC

Dimensions

Item dimensions

Width	21 mm
Height	90 mm
Depth	90 mm
Depth (Device depth (DIN rail mounting))	84 mm (Device depth (DIN rail mounting))

Installation dimensions

Installation distance right/left	0 mm / 0 mm
Installation distance top/bottom	30 mm / 30 mm

Mounting

Mounting type	DIN rail mounting
Assembly note	alignable: horizontally: 0 mm, vertically: 30 mm
Mounting position	horizontal DIN rail NS 35, EN 60715
With protective coating	no

Material specifications

Flammability rating according to UL 94	V0 (Housing, terminal blocks)
Housing material	Plastic
Housing material	PC
Type of housing	Polycarbonate
Foot latch material	PBT (polybutylene terephthalate)

Environmental and real-life conditions

Ambient conditions

Degree of protection	IP20
Ambient temperature (operation)	-25 °C ... 70 °C (> 55°C, derating P _{OUT} : 2.5%/K)
Ambient temperature (storage/transport)	-40 °C ... 85 °C
Ambient temperature (start-up type tested)	-40 °C
Maximum altitude	≤ 5000 m
Maximum altitude (Output power derating)	> 2000 m (Derating P _{OUT} : 10 %/1000 m)
Max. permissible relative humidity (operation)	≤ 95 % (at 25 °C, non-condensing)
Shock (operation)	18 ms, 30g, per spatial direction (IEC 60068-2-27)
Vibration (operation)	10 Hz ... 56.9 Hz, amplitude ±0.35 mm (IEC 60068-2-6) 59.6 Hz ... 150 Hz, 5g, 20 cycles
Temp code	T4 (-25 ... +70 °C; > 55 °C, Derating P _{OUT} : 2,5 %/K)

Standards and regulations

Overvoltage category

EN 61010-1	II (≤ 5000 m)
------------	---------------

Overvoltage category

UNO2-PS/1AC/24DC/30W/PT - Power supply



1399932

<https://www.phoenixcontact.com/gb/products/1399932>

EN 62477-1	III (≤ 2000 m)
Overvoltage category	
EN 61558-2-16	III ($\leq \text{LIV}$ m, U_{IN} : 100 V AC ... 250 V AC, 110 V DC ... 250 V DC)
	II (≤ 2000 m)
Safety of power supply units up to 1100 V (insulation distances)	
Standard designation	Safety of power supply units up to 1100 V (insulation distances)
Standards/specifications	DIN EN 61558-2-16
Electrical safety	
Standard designation	Electrical safety
Standards/specifications	IEC 61010-2-201 (SELV)
Standard designation	Safety for equipment for measurement, control, and laboratory use
Standards/specifications	IEC 61010-1
Protective extra-low voltage	
Standard designation	Protective extra-low voltage
Standards/specifications	IEC 61010-1 (SELV)
	IEC 61010-2-201 (PELV)
Safe isolation	
Standard designation	Safe isolation
Standards/specifications	IEC 61558-2-16
	IEC 61010-2-201
Limitation of harmonic line currents	
Standard designation	Limitation of harmonic line currents
Standards/specifications	EN 61000-3-2
Mains variation/undervoltage	
Standard designation	Mains variation/undervoltage
Standards/specifications	SEMI F47 - 0706 (200 V AC)

Approvals

UL	
Identification	UL 1310 Class 2 Power Units
UL	
Identification	UL/C-UL Listed UL 61010-1
UL	
Identification	UL/C-UL Listed UL 61010-2-201
ANSI/UL 121201	
Identification	PROCESS CONTROL EQUIPEMENT FOR HAZARDOUS LOCATIONS

UNO2-PS/1AC/24DC/30W/PT - Power supply



1399932

<https://www.phoenixcontact.com/gb/products/1399932>

	<p>(EN) • This equipment is suitable for use in Class I, Division 2, Groups A, B, C and D, Hazardous Locations, or non-hazardous locations only.</p> <p>(FR) • Cet appareil convient uniquement pour une utilisation en atmosphères explosibles de classe I, division 2, groupes A, B, C et D ou en atmosphères non explosibles.</p>
	<p>(EN) • WARNING: Explosion Hazard - Do not connect or disconnect equipment unless power has been switched off or the area is known to be non-hazardous.</p> <p>(FR) • AVERTISSEMENT : risque d'explosion - ne pas connecter ou déconnecter les équipements sauf si l'alimentation a été coupée ou si la zone est réputée non dangereuse.</p>
	<p>(EN) • If the equipment is used in a manner not specified by the manufacturer, the protection provided by the equipment may be impaired.</p> <p>(FR) • Si l'équipement est utilisé d'une manière non spécifiée par le fabricant, la protection fournie par cet équipement peut être altérée.</p>
	<p>(EN) • This equipment must be installed in a suitable, tool secured/key locked enclosure.</p> <p>(FR) • Cet équipement doit être installé dans un boîtier approprié, verrouillé par une clé ou dont l'ouverture nécessite l'utilisation d'un outil.</p>

SIQ

Identification	CB scheme (IEC 61010-1, IEC 61010-2-201)
----------------	--

EMC data

Electromagnetic compatibility	Conformance with EMC Directive 2014/30/EU
Low Voltage Directive	Conformance with Low Voltage Directive 2014/35/EC
Interference emission	Interference emission in accordance with EN 61000-6-3 (residential and commercial) and EN 61000-6-4 (industrial)
EMC requirements for noise immunity	EN 61000-6-2

Conducted noise emission

Standards/regulations	EN 55016
	EN 61000-6-3 (Class B)

Noise emission

Standards/regulations	EN 55016
	EN 61000-6-3 (Class B)

Harmonic currents

Standards/regulations	EN 61000-3-2
	EN 61000-3-2 (Class A)
Frequency range	0 kHz ... 2 kHz

Flicker

Standards/regulations	EN 61000-3-3
Frequency range	0 kHz ... 2 kHz

Electrostatic discharge

Standards/regulations	EN 61000-4-2
-----------------------	--------------

UNO2-PS/1AC/24DC/30W/PT - Power supply



1399932

<https://www.phoenixcontact.com/gb/products/1399932>

Electrostatic discharge

Contact discharge	6 kV (Test Level 3)
Discharge in air	8 kV (Test Level 3)
Comments	Criterion A

Electromagnetic HF field

Standards/regulations	EN 61000-4-3
-----------------------	--------------

Electromagnetic HF field

Frequency range	80 MHz ... 1 GHz
Test field strength	10 V/m (Test Level 3)
Frequency range	1 GHz ... 6 GHz
Test field strength	10 V/m (Test Level 3)
Comments	Criterion A

Fast transients (burst)

Standards/regulations	EN 61000-4-4
-----------------------	--------------

Fast transients (burst)

Input	4 kV (Test Level 4 - asymmetrical)
Output	2 kV (Test Level 3 - asymmetrical)
Comments	Criterion A

Surge voltage load (surge)

Standards/regulations	EN 61000-4-5
-----------------------	--------------

Surge voltage load (surge)

Input	2 kV (Test Level 4 - symmetrical)
	4 kV (Test Level 4 - asymmetrical)
Output	1 kV (Test Level 3 - symmetrical)
	2 kV (Test Level 3 - asymmetrical)
Comments	Criterion A

Conducted interference

Standards/regulations	EN 61000-4-6
-----------------------	--------------

Conducted interference

Input/Output	asymmetrical
Frequency range	0.15 MHz ... 80 MHz
Comments	Criterion A
Voltage	10 V (Test Level 3)

Voltage dips

Standards/regulations	EN 61000-4-11
Voltage	230 V AC
Frequency	50 Hz
Voltage dip	70 %

UNO2-PS/1AC/24DC/30W/PT - Power supply



1399932

<https://www.phoenixcontact.com/gb/products/1399932>

Number of periods	25 periods
Additional text	Class 3
Comments	Criterion A
Voltage dip	40 %
Number of periods	10 periods
Additional text	Class 3
Comments	Criterion A
Voltage dip	0 %
Number of periods	1 period
Additional text	Class 3
Comments	Criterion A

Criteria

Criterion A	Normal operating behavior within the specified limits.
Criterion B	Temporary impairment to operational behavior that is corrected by the device itself.
Criterion C	Temporary adverse effects on the operating behavior, which the device corrects automatically or which can be restored by actuating the operating elements.

UNO2-PS/1AC/24DC/30W/PT - Power supply

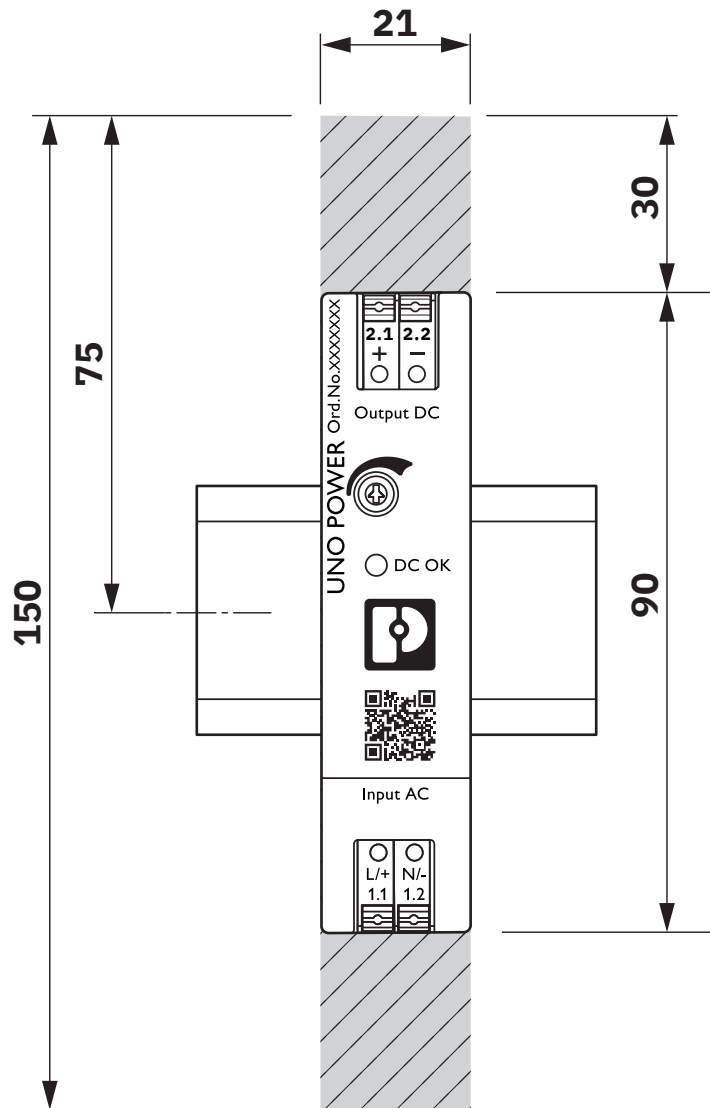


1399932

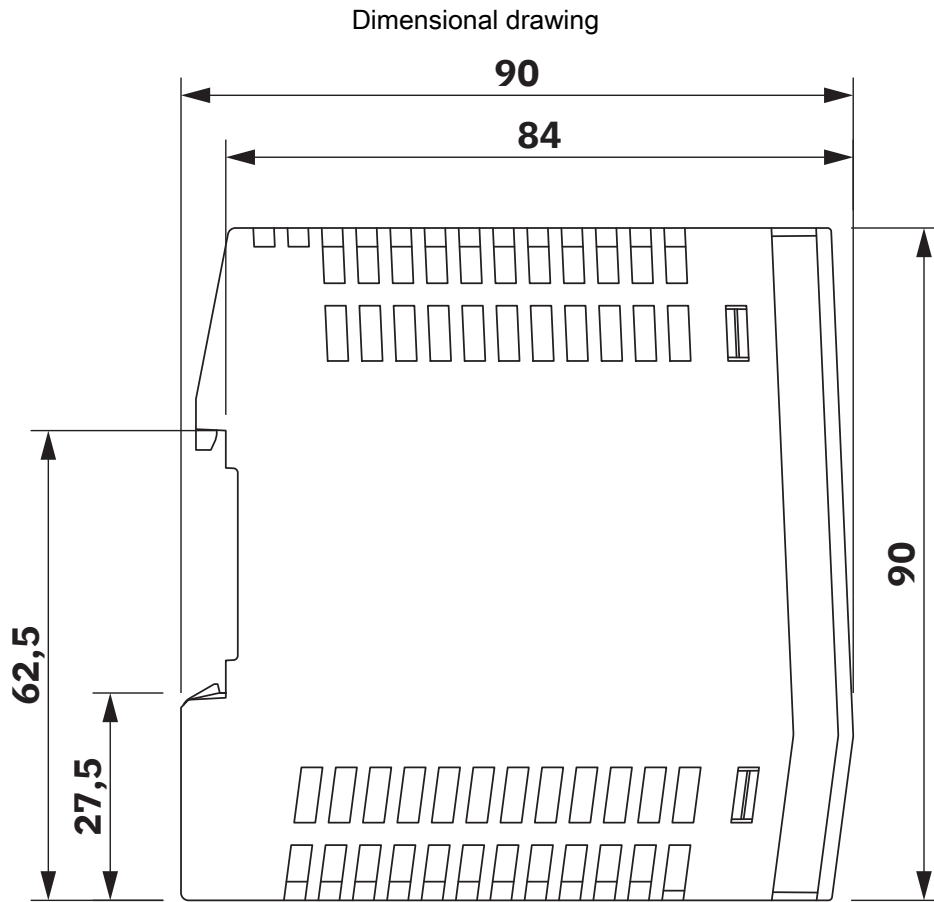
<https://www.phoenixcontact.com/gb/products/1399932>

Drawings

Dimensional drawing



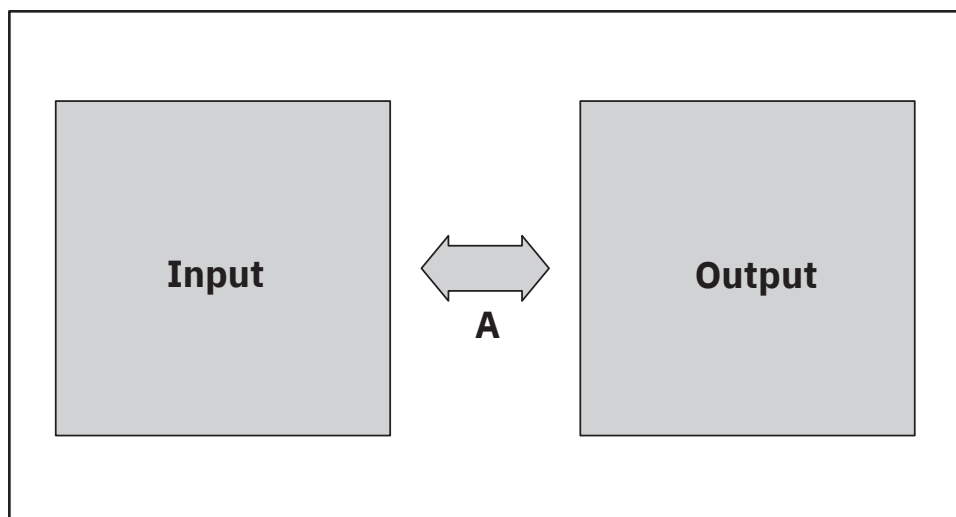
Device dimensions (dimensions in mm)

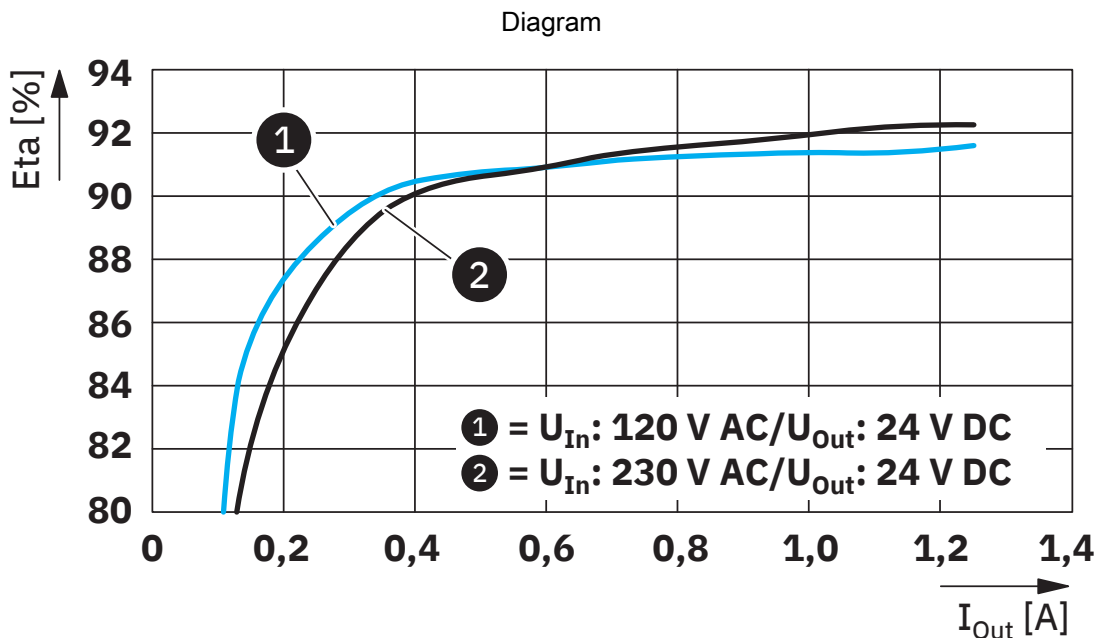


Device dimensions (dimensions in mm)

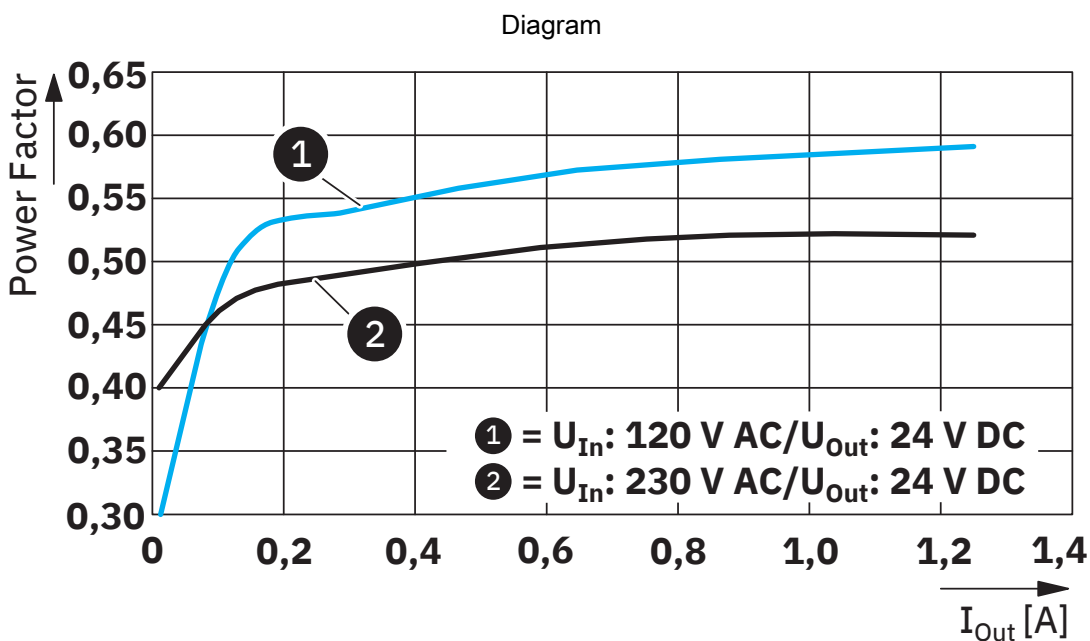
Schematic diagram

Housing



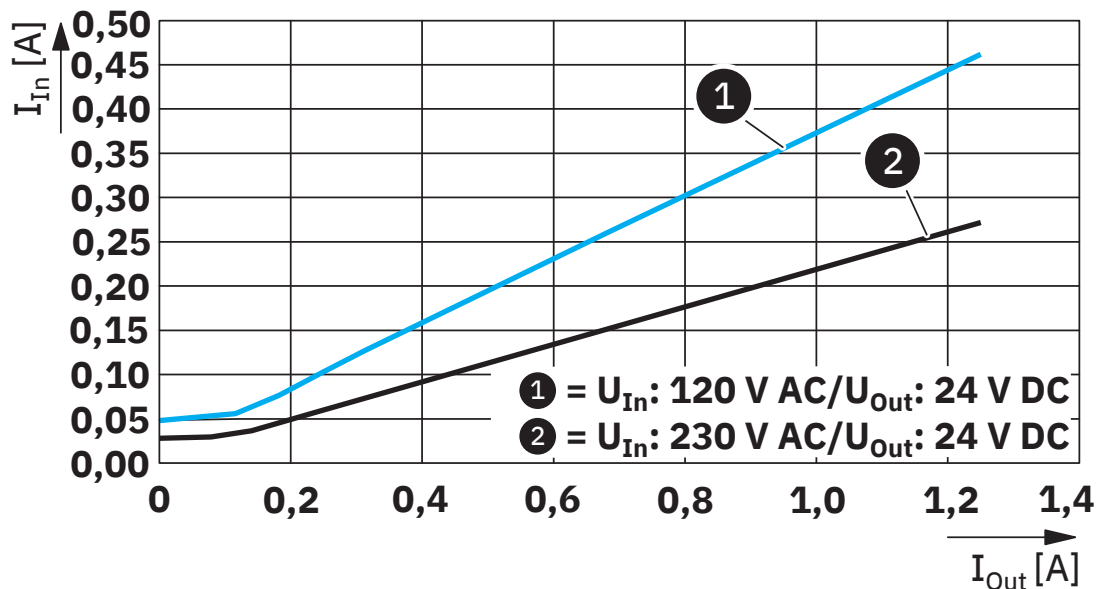


Efficiency



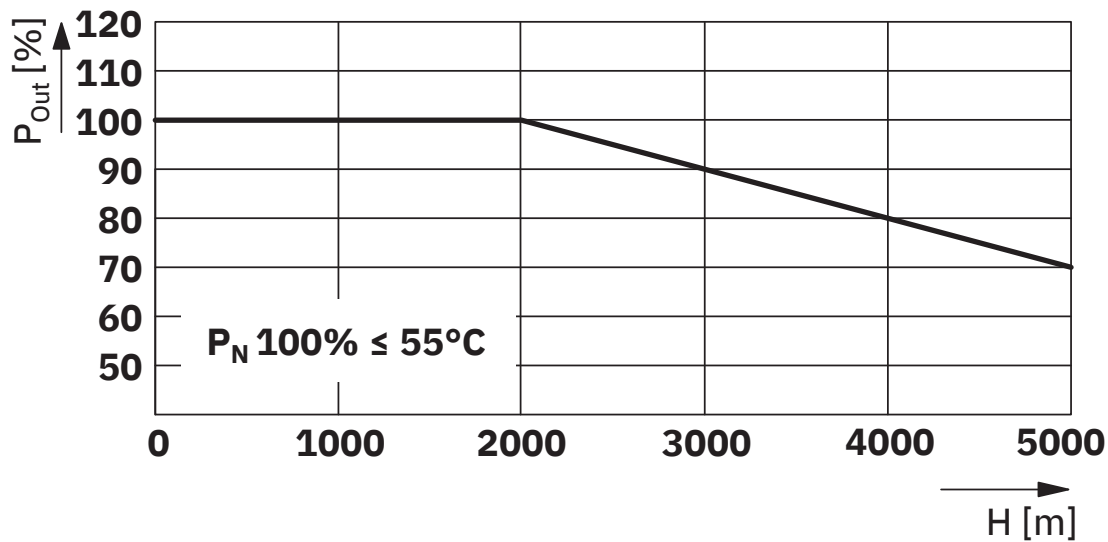
Power factor

Diagram



Input current/output current

Diagram



Output power/installation altitude

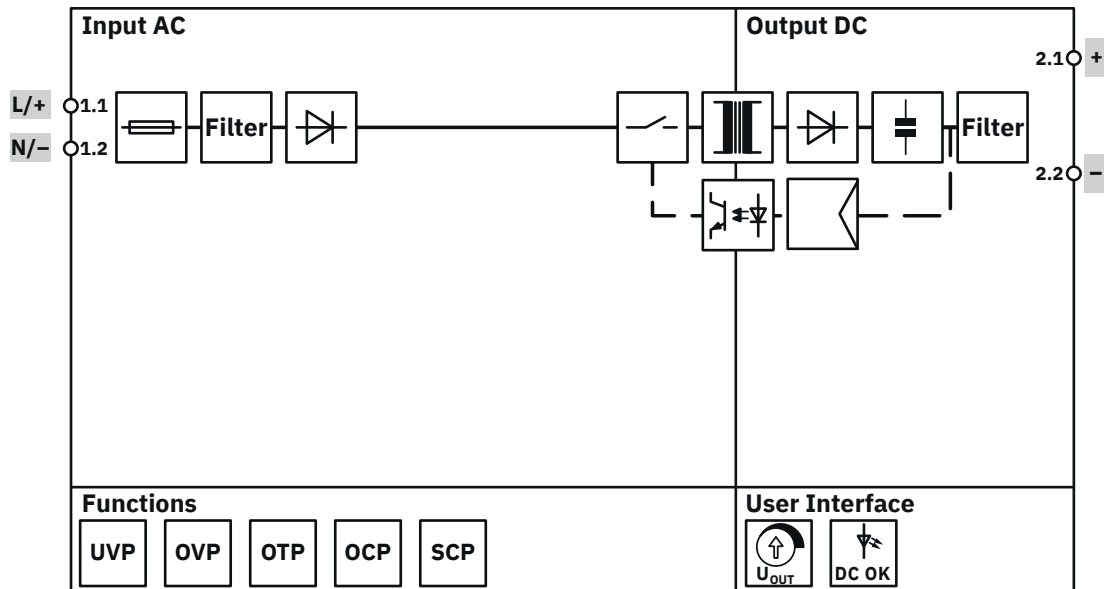
UNO2-PS/1AC/24DC/30W/PT - Power supply



1399932

<https://www.phoenixcontact.com/gb/products/1399932>

Block diagram



Block diagram

UNO2-PS/1AC/24DC/30W/PT - Power supply



1399932

<https://www.phoenixcontact.com/gb/products/1399932>

Approvals

To download certificates, visit the product detail page: <https://www.phoenixcontact.com/gb/products/1399932>



IECEE CB Scheme

Approval ID: SI-12575



cULus Listed

Approval ID: E123528-20250324

CoC / Compliance Statement

Approval ID: C223-0035/25



UL Listed

Approval ID: E199827-20250327

UNO2-PS/1AC/24DC/30W/PT - Power supply



1399932

<https://www.phoenixcontact.com/gb/products/1399932>

Classifications

ECLASS

ECLASS-13.0	27040701
ECLASS-15.0	27040701

ETIM

ETIM 10.0	EC002540
-----------	----------

UNSPSC

UNSPSC 21.0	39121000
-------------	----------

UNO2-PS/1AC/24DC/30W/PT - Power supply



1399932

<https://www.phoenixcontact.com/gb/products/1399932>

Environmental product compliance

EU RoHS

Fulfills EU RoHS substance requirements	Yes
Exemption	6(c), 7(c)-I

China RoHS

Environment friendly use period (EFUP)	EFUP-25
	An article-related China RoHS declaration table can be found in the download area for the respective article under "Manufacturer declaration". For all articles with EFUP-E, no China RoHS declaration table issued and required.

EU REACH SVHC

REACH candidate substance (CAS No.)	Lead(CAS: 7439-92-1)
SCIP	895ba50c-228e-445d-8c94-cc2a48fb5d3f

EF3.1 Climate Change

CO2e kg	4.899 kg CO2e
---------	---------------

Phoenix Contact 2026 © - all rights reserved
<https://www.phoenixcontact.com>

PHOENIX CONTACT Ltd
Halesfield 13, Telford
Shropshire, TF7 4PG
01952 681700
info@phoenixcontact.co.uk