

ESSENTIAL-PS/3AC/24DC/480W/EE - Power supply



1018299

<https://www.phoenixcontact.com/in/products/1018299>

Please be informed that the data shown in this PDF document is generated from our online catalog. Please find the complete data in the user documentation. Our general terms of use for downloads are valid.



Primary-switched ESSENTIAL edition power supply for DIN rail mounting, input: 3-phase, output: 24 V DC / 480 W

Your advantages

- Worldwide use thanks to the wide range input and international approval package
- Fast installation, thanks to easy DIN rail mounting
- Greater availability, thanks to fanless convection cooling

Commercial data

Item number	1018299
Packing unit	1 pc
Minimum order quantity	1 pc
Sales key	CMP
Product key	CMB333
GTIN	4055626502465
Weight per piece (including packing)	2,193 g
Weight per piece (excluding packing)	2,183 g
Customs tariff number	85044095
Country of origin	CN

Technical data

Input data

AC operation

Nominal input voltage range	3x 400 V AC ... 500 V AC
Input voltage range	3x 320 V AC ... 575 V AC (Derating < 360 V AC: 1,5 %/V)
Extended input voltage range in operation	3x 320 V AC ... 575 V AC (Derating < 360 V AC: 1,5 %/V)
Input voltage range AC	3x 320 V AC ... 575 V AC (Derating < 360 V AC: 1,5 %/V) 2x 360 V AC ... 575 V AC (for 2-phase operation)
Voltage type of supply voltage	AC
Inrush current	< 15 A
Inrush current integral (I^2t)	0.5 A ² s
AC frequency range	45 Hz ... 65 Hz
Mains buffering time	> 17 ms (3x 400 V AC)
Current consumption	3x 1.1 A (400 V AC) 3x 0.8 A (480 V AC)
Nominal power consumption	666.33 VA
Protective circuit	Transient surge protection; Varistor
Power factor (cos phi)	0.67
Typical response time	< 1 s
Permissible backup fuse	B6 B10 B16
Recommended breaker for input protection	6 A ... 16 A
Discharge current to PE	< 3.5 mA

Output data

Efficiency	91 % (at 400 V AC and nominal values)
Output characteristic	U/I
Nominal output voltage	24 V DC \pm 1 %
Setting range of the output voltage (U_{Set})	22.5 V DC ... 29.5 V DC (> 24 V DC, constant capacity restricted)
Nominal output current (I_N)	20 A ($U_{OUT} = 24$ V DC)
Derating	55 °C ... 70 °C (2.5 %/K)
Feedback voltage resistance	35 V DC
Protection against overvoltage at the output (OVP)	< 35 V DC
Max. capacitive load	unlimited
Active current limitation	Approx. 25 A
Control deviation	< 1 % (change in load, static 10 % ... 90 %) < 2 % (change in load, dynamic 10 % ... 90 %) < 0.1 % (change in input voltage \pm 10 %)
Residual ripple	< 10 mV _{PP}
Short-circuit-proof	yes
No-load proof	yes
Output power	480 W
Peak switching voltages nominal load	< 30 mV _{PP}

ESSENTIAL-PS/3AC/24DC/480W/EE - Power supply



1018299

<https://www.phoenixcontact.com/in/products/1018299>

Maximum no-load power dissipation	< 6 W
Power loss nominal load max.	< 48 W
Rise time	< 2 ms (U_{OUT} (10 % ... 90 %))
Connection in parallel	yes, for redundancy and increased capacity
Connection in series	yes

Connection data

Input

Connection method	Screw connection
Conductor cross-section, rigid min.	0.2 mm ²
Conductor cross-section, rigid max.	2.5 mm ²
Conductor cross-section flexible min.	0.2 mm ²
Conductor cross-section flexible max.	2.5 mm ²
Conductor cross-section AWG min.	24
Conductor cross-section AWG max.	14
Stripping length	9 mm
Screw thread	M2,5
Tightening torque, min	0.4 Nm
Tightening torque max	0.5 Nm

Output

Connection method	Screw connection
Conductor cross-section, rigid min.	0.5 mm ²
Conductor cross-section, rigid max.	6 mm ²
Conductor cross-section flexible min.	0.5 mm ²
Conductor cross-section flexible max.	4 mm ²
Conductor cross-section AWG min.	12
Conductor cross-section AWG max.	10
Stripping length	14 mm
Screw thread	M3
Tightening torque, min	0.5 Nm
Tightening torque max	0.6 Nm

Signaling

Types of signaling	LED
Operating voltage display	Green LED

Signal output

Status display	"DC OK" LED green
Note on status display	$U_{OUT} > 21.5$ V: LED lights up

Electrical properties

Number of phases	3
Insulation voltage input/output	3 kV AC (type test) 1.5 kV AC (routine test)

ESSENTIAL-PS/3AC/24DC/480W/EE - Power supply



1018299

<https://www.phoenixcontact.com/in/products/1018299>

Insulation voltage output / PE	500 V DC
--------------------------------	----------

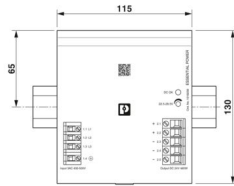
Product properties

Product family	ESSENTIAL POWER
MTBF (IEC 61709, SN 29500)	> 700000 h

Insulation characteristics

Protection class	I (with PE connection)
Overvoltage category	III
Degree of pollution	2

Dimensions

Dimensional drawing	
Width	115 mm
Height	130 mm
Depth	152.5 mm

Installation dimensions

Installation distance right/left	0 mm / 0 mm
Installation distance top/bottom	50 mm / 50 mm

Mounting

Mounting type	DIN rail mounting
Assembly note	alignable: horizontally 0 mm, vertically 50 mm
Mounting position	horizontal DIN rail NS 35, EN 60715
With protective coating	no

Material specifications

Housing material	Metal
Type of housing	Steel sheet, zinc-plated
Side element version	Aluminum

Environmental and real-life conditions

Ambient conditions

Degree of protection	IP20
Ambient temperature (operation)	-25 °C ... 70 °C (> 55 °C Derating: 2.5 %/K)
Ambient temperature (storage/transport)	-40 °C ... 85 °C
Climatic class	3K3 (in acc. with EN 60721)
Max. permissible relative humidity (operation)	≤ 95 % (at 25 °C, non-condensing)

1018299

<https://www.phoenixcontact.com/in/products/1018299>

Shock	18 ms, 30g, in each space direction (according to IEC 60068-2-27)
Vibration (operation)	< 15 Hz, amplitude ± 2.5 mm (according to IEC 60068-2-6) 15 Hz ... 150 Hz, 2.3g, 90 min.

Standards and regulations

Standard - Electrical safety	EN 60950-1
Standard – Safety extra-low voltage	EN 60950-1 (SELV)
Approval - requirement of the semiconductor industry with regard to mains voltage dips	SEMI F47 - 0706 (200 V AC)

Approvals

CSA	CSA-C22.2 Nr. 107.1-01
	CSA-C22.2 Nr. 60950-01
UL approvals	UL/C-UL listed UL 508

Conformity/Approvals

SIL in accordance with IEC 61508	0
Performance level according to ISO 13849	without

EMC data

Electromagnetic compatibility	Conformance with EMC Directive 2014/30/EU
Low Voltage Directive	Conformance with Low Voltage Directive 2014/35/EC
EMC requirements for noise emission	EN 61000-6-3
	EN 61000-6-4
EMC requirements for noise immunity	EN 61000-6-1
	EN 61000-6-2

Noise emission

Standards/regulations	EN 55011 (EN 55022) Class B
-----------------------	-----------------------------

Electrostatic discharge

Standards/regulations	EN 61000-4-2
-----------------------	--------------

Electrostatic discharge

Contact discharge	8 kV (Test Level 4)
Discharge in air	8 kV (Test Level 3)
Comments	Criterion A

Electromagnetic HF field

Standards/regulations	EN 61000-4-3
-----------------------	--------------

Electromagnetic HF field

Frequency range	80 MHz ... 1 GHz
Test field strength	10 V/m
Frequency range	1 GHz ... 2 GHz
Test field strength	10 V/m
Frequency range	2 GHz ... 3 GHz

ESSENTIAL-PS/3AC/24DC/480W/EE - Power supply



1018299

<https://www.phoenixcontact.com/in/products/1018299>

Test field strength	10 V/m
Comments	Criterion A

Fast transients (burst)

Standards/regulations	EN 61000-4-4
-----------------------	--------------

Fast transients (burst)

Input	4 kV (Test Level 4 - asymmetrical)
Output	4 kV (Test Level 4 - asymmetrical)
Signal	2 kV (Test Level 3 - asymmetrical)
Comments	Criterion A

Surge voltage load (surge)

Standards/regulations	EN 61000-4-5
-----------------------	--------------

Surge voltage load (surge)

Input	2 kV (Test Level 3 - symmetrical)
	4 kV (Test Level 4 - asymmetrical)
Output	1 kV (Test Level 2 - symmetrical)
	2 kV (Test Level 3 - asymmetrical)
Comments	Criterion A

Conducted interference

Standards/regulations	EN 61000-4-6
-----------------------	--------------

Conducted interference

Frequency range	0.15 MHz ... 80 MHz
Comments	Criterion A
Voltage	10 V (Test Level 3)

Voltage dips

Standards/regulations	EN 61000-4-11
-----------------------	---------------

Emitted interference

Standards/regulations	EN 61000-6-3
Radio interference voltage in acc. with EN 55011	EN 55011 (EN 55022) Class B, area of application: Industry and residential
Emitted radio interference in acc. with EN 55011	EN 55011 (EN 55022) Class B, area of application: Industry and residential

Criteria

Criterion A	Normal operating behavior within the specified limits.
Criterion B	Temporary impairment to operational behavior that is corrected by the device itself.

ESSENTIAL-PS/3AC/24DC/480W/EE - Power supply

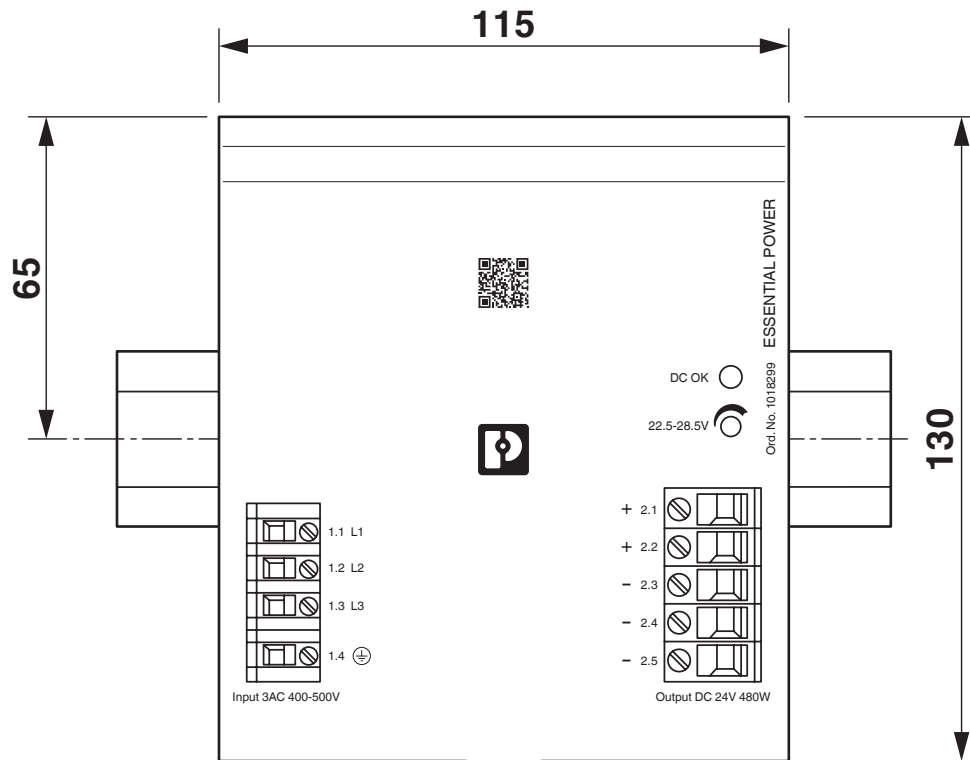


1018299

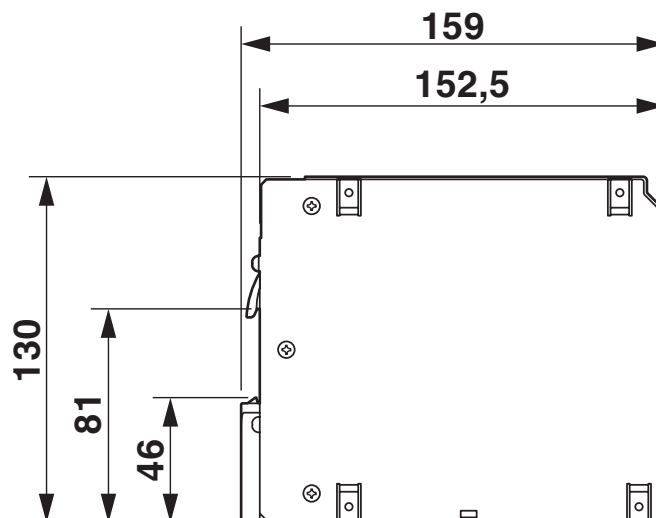
<https://www.phoenixcontact.com/in/products/1018299>

Drawings

Dimensional drawing



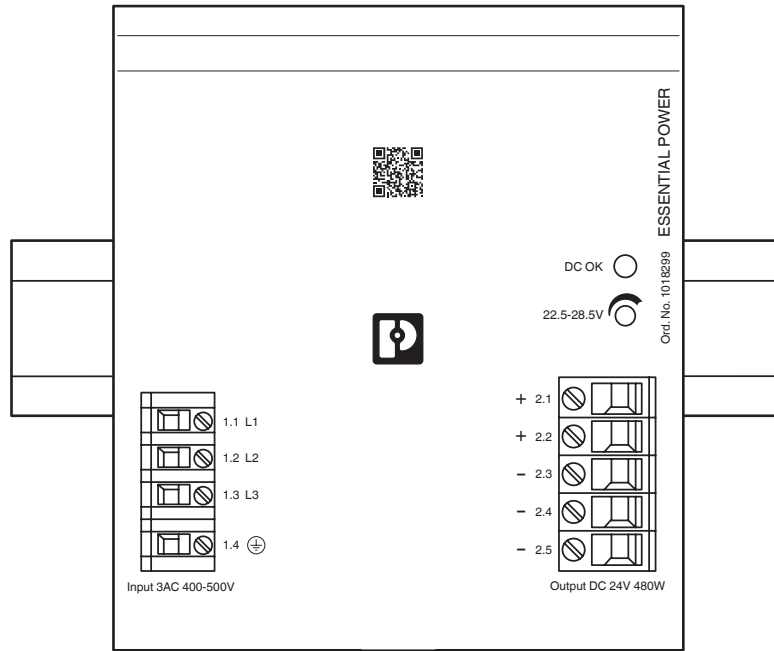
Dimensional drawing



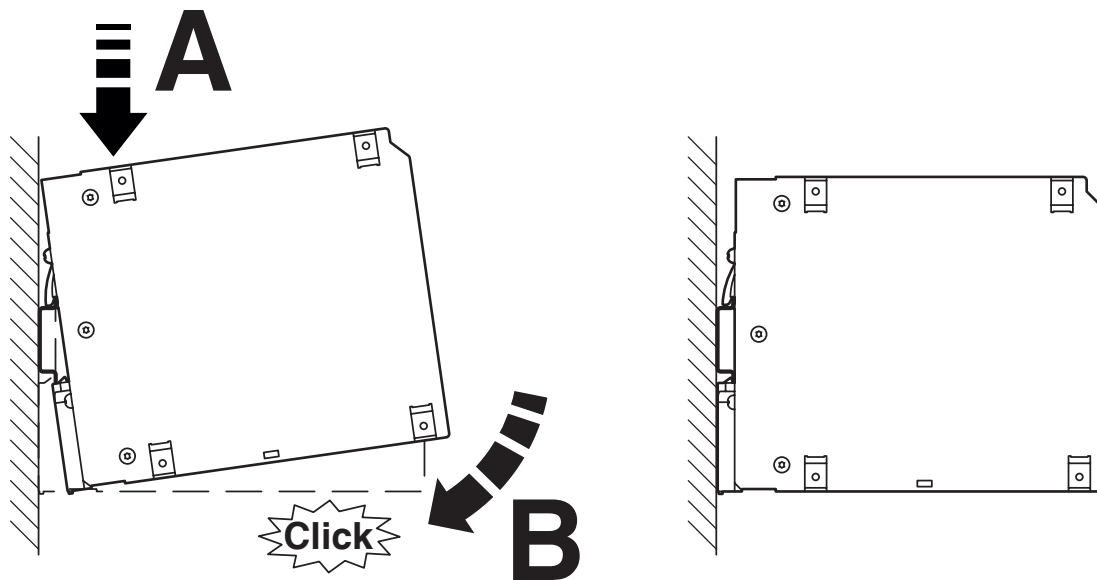
1018299

<https://www.phoenixcontact.com/in/products/1018299>

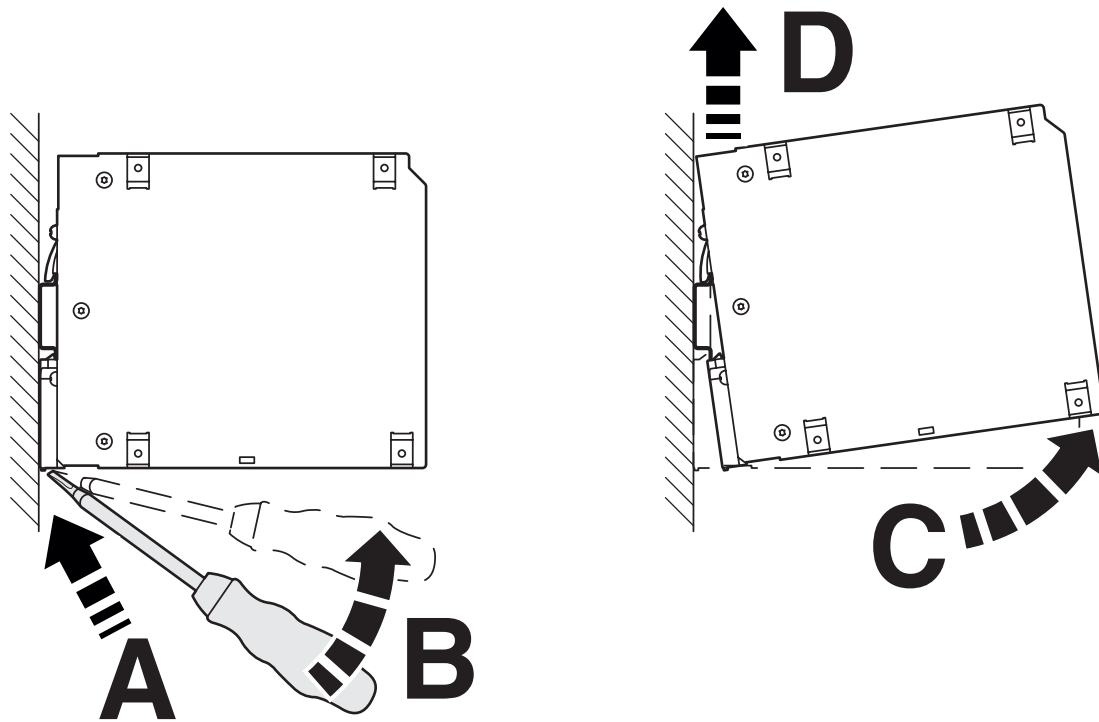
Schematic diagram



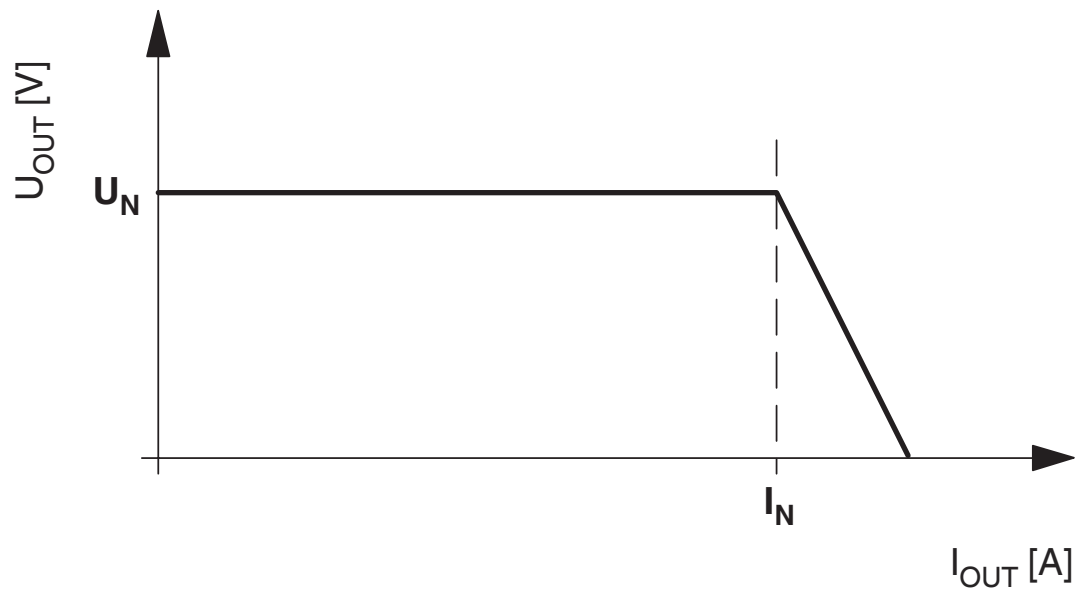
Schematic diagram



Schematic diagram



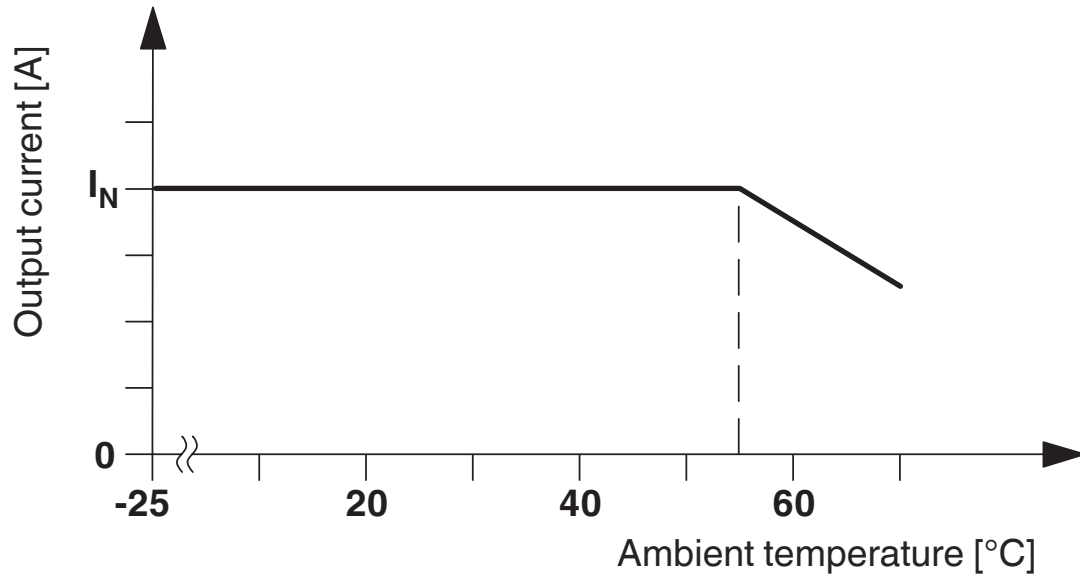
Diagram



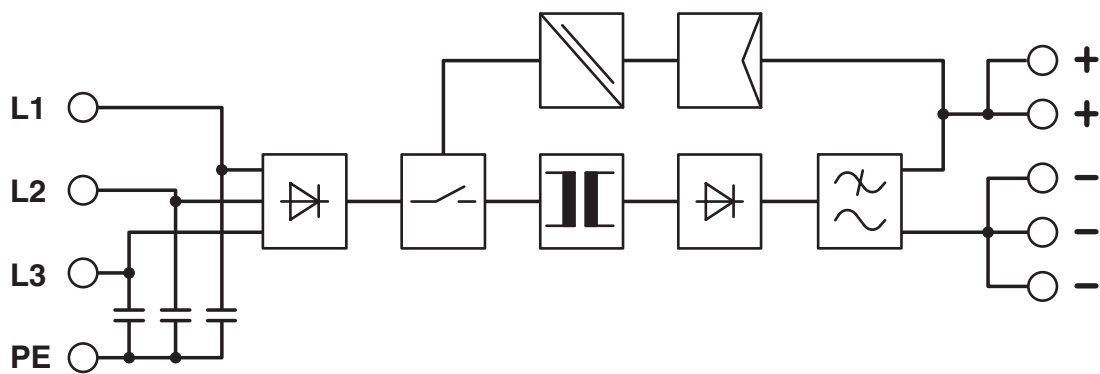
1018299

<https://www.phoenixcontact.com/in/products/1018299>

Diagram



Block diagram



ESSENTIAL-PS/3AC/24DC/480W/EE - Power supply



1018299

<https://www.phoenixcontact.com/in/products/1018299>

Classifications

ECLASS

ECLASS-13.0	27040701
ECLASS-15.0	27040701

ETIM

ETIM 9.0	EC002540
----------	----------

UNSPSC

UNSPSC 21.0	39121000
-------------	----------

1018299

<https://www.phoenixcontact.com/in/products/1018299>

Environmental product compliance

EU RoHS

Fulfills EU RoHS substance requirements	Yes
Exemption	6(c), 7(a), 7(c)-I

China RoHS

Environment friendly use period (EFUP)	EFUP-25
	An article-related China RoHS declaration table can be found in the download area for the respective article under "Manufacturer declaration". For all articles with EFUP-E, no China RoHS declaration table issued and required.

EU REACH SVHC

REACH candidate substance (CAS No.)	Lead(CAS: 7439-92-1)
-------------------------------------	----------------------

EF3.1 Climate Change

CO2e kg	54.18 kg CO2e
---------	---------------

Phoenix Contact 2026 © - all rights reserved
<https://www.phoenixcontact.com>

PHOENIX CONTACT (I) Pvt. Ltd.
A-58/2, Okhla Industrial Area, Phase - II, New Delhi-110 020

+91.1275.71420
info@phoenixcontact.co.in