

ALUMINUM ELECTROLYTIC CAPACITORS


nichicon

LHX

Snap-in Terminal Type, 125°C Long Life Assurance

NEW

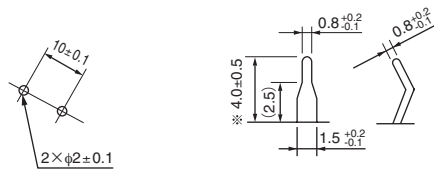
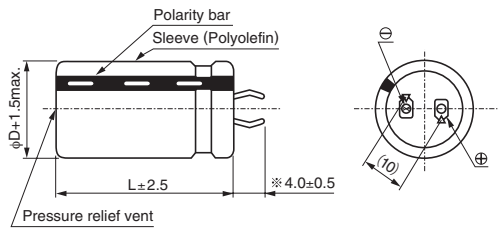
- Long Life product of LHT series.
- Contributing to high temperature support and high reliability of equipment.
- Compliant of the RoHS directive (2011/65/EU,(EU)2015/863).



Specifications

Item	Performance Characteristics	
Category Temperature Range	- 40 to +125°C	
Rated Voltage Range	450V	
Rated Capacitance Range	220 to 680μF	
Capacitance Tolerance	±20% at 120Hz, 20°C	
Leakage Current	$I \leq 3\sqrt{CV}$ (μA) (After 5 minutes' application of rated voltage at 20°C) [C : Rated Capacitance (μF) V : Voltage (V)]	
Tangent of loss angle (tan δ)	0.20max. 120Hz at 20°C	
Stability at Low Temperature	Impedance ratio $Z(-25^\circ\text{C}) / Z(+20^\circ\text{C}) \leq 8$ (120Hz)	
Endurance	The specifications listed at right shall be met when the capacitors are restored to 20°C after D.C. bias plus rated ripple current is applied for 5000 hours at 125°C, the peak voltage shall not exceed the rated voltage.	
	Capacitance change	Within ±20% of the initial capacitance value
	tan δ	200% or less than the initial specified value
Shelf Life	After storing the capacitors under no load at 125°C for 1000 hours and then performing voltage treatment based on JIS C 5101-4 clause 4.1 at 20°C, they shall meet the requirements listed at right.	
	Capacitance change	Within ±15% of the initial capacitance value
	tan δ	150% or less than the initial specified value
Leakage current	Less than or equal to the initial specified value	
Marking	Printed with white color letter on black sleeve.	

Drawing

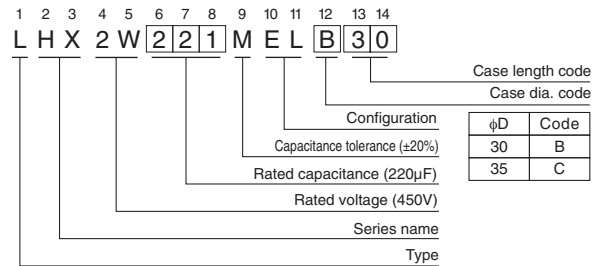


(PC board hole dimensions)

(Terminal dimensions)

※ Other terminations available upon request.
Please refer to the Guidelines for Aluminum Electrolytic Capacitors.

Type numbering system (Example : 450V 220μF)



Dimensions

450V (2W)				
Cap. (μF)	Size φD x L(mm)	Rated ripple (mArms)	Leakage Current (mA)	Code
220	30 x 30	1120	0.94	LHX2W221MELB30
	30 x 35	1270	1.04	LHX2W271MELB35
270	35 x 30	1340	1.04	LHX2W271MELC30
	30 x 45	1480	1.15	LHX2W331MELB45
330	35 x 35	1510	1.15	LHX2W331MELC35
	30 x 50	1640	1.25	LHX2W391MELB50
390	35 x 40	1700	1.25	LHX2W391MELC40
	30 x 55	1840	1.37	LHX2W471MELB55
470	35 x 45	1910	1.37	LHX2W471MELC45
	35 x 50	2130	1.50	LHX2W561MELC50
680	35 x 60	2430	1.65	LHX2W681MELC60

Rated ripple current (mArms) at 125°C 120Hz

Frequency coefficient of rated ripple current

Frequency (Hz)	50	60	120	300	1 k	10k	50k or more
Coefficient	0.77	0.82	1.00	1.16	1.30	1.41	1.43