


The trusted value of OSRAM Digital Systems continues with Inventronics Global – where experience meets innovation.

IT FIT 40/220-240/350 CS D L (PHASE OUT)

ICUTRONIC IT FIT CS D L (non-isolated) | Linear / Area Constant Current – Non dimmable



Product family features

- Low THD <15% @ full load
- Input voltage: 220 – 240 VAC
- Ambient temp range ta: -25 to +50 °C
- Wide output voltage range
- Low LF-ripple < 5%
- Fixed output (no dimming)
- 5 years guarantee*

Product family benefits

- Flexible with 1 driver offers 4 output currents
- High quality light with very low ripple
- Very high efficiency
- Enable slim fixture design with flat 21 mm height metal housing
- Long lasting and high reliability
- Non-isolated driver

Areas of application

- Linear and area lighting
- Office, industrial and shop lighting

Technical data

Electrical data

Nominal input voltage	220...240 V
Mains frequency	50/60 Hz
Input voltage AC	198...264 V
Input voltage DC	not relevant
Total harmonic distortion	< 15 % ¹⁾
Power factor λ	0.85C...0.98 ²⁾
Efficiency in full-load	92 % ³⁾
Device power loss	3.65 W
Networked standby power	not relevant
Inrush current	21.7 A ⁴⁾
Max. ECG no. on circuit breaker 10 A (B)	22
Max. ECG no. on circuit breaker 16 A (B)	34
Surge capability (L-N)	1 kV ⁵⁾
Surge capability (L/N-Ground)	2 kV ⁶⁾
Protective conductor current	not relevant
Nominal output voltage	40...120 V ⁷⁾
U-OUT (working voltage)	250 V
Nominal output current	200 mA / 250 mA / 300 mA / 350 mA ⁸⁾
Default output current	350 mA
Output current tolerance	±7.5 %
Output ripple current (100 Hz)	< 5 %
Output PSTLM	≤1
Output SVM	≤0.4
Nominal output power	8...42 W
Maximum output power	42 W

1) At full load

2) Full load at 220...240 V_{AC}/50 Hz

3) at 230 V, 50 Hz

4) $t_{width} = 220 \mu s$ typical (measured at 50 % I_{peak})

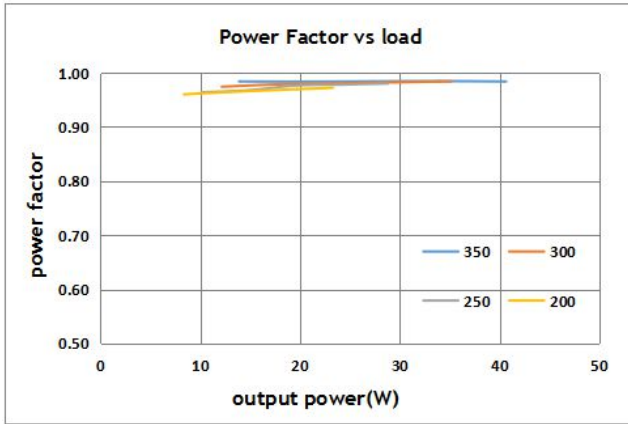
5) L/N

6) L/N – PE acc to EN 61547 Clause 5.7

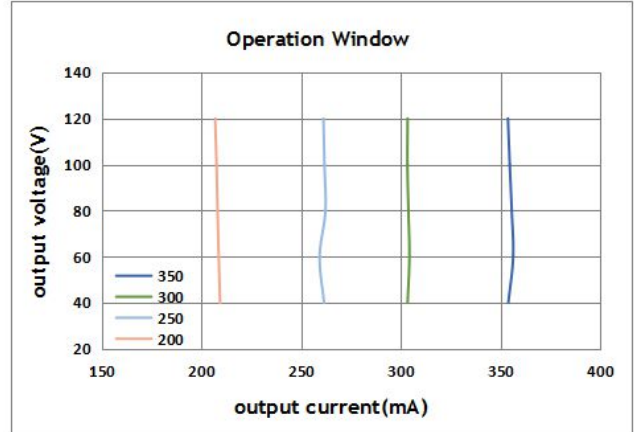
7) At 200/250 mA output current / At 300/350 mA output current

8) ±5%

Typical Power Factor v Load



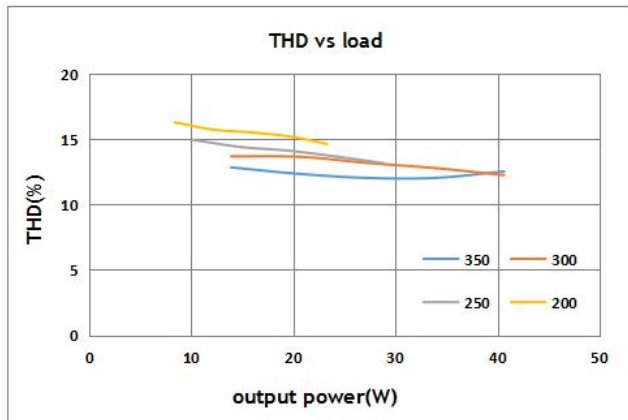
Operating Window



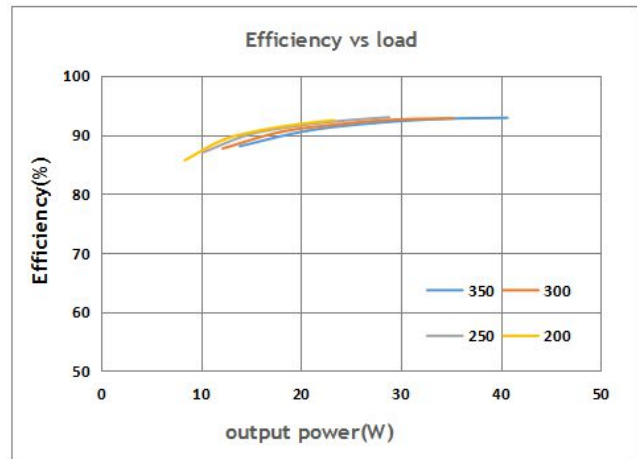
IT FIT 40 CS D L Typical Power Factor vs. Load

IT FIT 40 CS D L Operating Window

Typical THD v Load



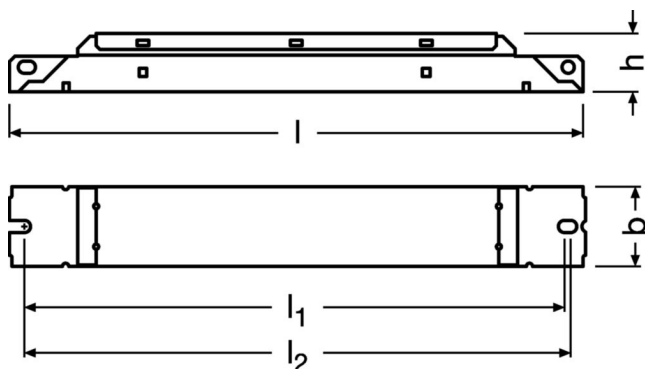
Typical Efficiency v Load 230 V 50 Hz



IT FIT 40 CS D L Typical THD Vs Load

IT FIT 40 CS D L Typical Efficiency vs. Load

Dimensions & weight



Product weight	116.00 g
Length	210.0 mm
Width	30.0 mm
Height	21.0 mm
Mounting hole spacing, length	200.0 mm
Cable cross-section, input side	0.5...1.5 mm ² / 0.75...1.5 mm ² ¹⁾
Cable cross-section, output side	0.5...1.5 mm ² ¹⁾
Wire preparation length, input side	7...8 mm
Wire preparation length, output side	7...8 mm

1) Solid/ Flexible Leads

Colors & materials

Casing material	Metal
-----------------	-------

Temperatures & operating conditions

Ambient temperature range	-25...+50 °C
Maximum temperature at tc test point	75 °C
Max.housing temperature in case of fault	110 °C
Temperature range at storage	-25...80 °C
Permitted rel. humidity during operation	5...85 % ¹⁾

1) Maximum 56 days/year at 85 %

Lifespan

ECG lifetime	50000 h / 100000 h ¹⁾
---------------------	----------------------------------

1) At maximum $T_c = 70^\circ\text{C}$ / 10% failure rate

Additional product data

Encapsulated	No
---------------------	----

Capabilities

Dimmable	No
Constant lumen function	No
Max. cable length to lamp/LED module	2.0 m ¹⁾
Suitable for fixtures with prot. class	I / II
Type of connection, input side	Push terminal
Type of connection, output side	Push terminal
Number of channels	1
Overheating protection	Automatic reversible
Overload protection	Automatic reversible
Short-circuit protection	Automatic reversible
Intended for no-load operation	No
No-load proof	Yes

1) Output wires must be routed as close as possible to each other

Programming

Programming device	not relevant
Tuner4TRONIC	No
Tuner4TRONIC Field App	No
Box programming	No

Certificates & standards

Approval marks – approval	CE / ENEC / CCC / RCM / BIS / EAC / UKCA / TISI
Standards	IEC 61347-1 / IEC 61347-2-13 / IEC 62384 / IEC 61000-3-2 / IEC 61547 / IEC 6100-4-5
Type of protection	IP20

Logistical data

Commodity code	85044083900
----------------	-------------

Environmental information

Information according Art. 33 of EU Regulation (EC) 1907/2006 (REACH)	
Date of Declaration	17-10-2025
Primary Article Identifier	4062172212687 6977078991995
Declaration No. in SCIP database	In work
SCIP_STATUS	In work
SCIP_ID	

Ecodesign regulation information:

Intended for use with LED modules.

The forward voltage of the LED light source shall be within the defined operating window of the control gear in all operating conditions including dimming if applicable.

Separate control gear and light sources must be disposed of at certified disposal companies in accordance with Directive 2012/19/EU (WEEE) in the EU and with Waste Electrical and Electronic Equipment (WEEE) Regulations 2013 in the UK. For this purpose, collection points for recycling centres and take-back systems (CRSO) are available from retailers or private disposal companies, which accept separate control gear and light sources free of charge. In this way, raw materials are conserved and materials are recycled.

Additional product information

- Hot plug-in or secondary switching of LEDs is not permitted and may cause a very high current to the LEDs.
- Indication that the lamp control gear relies upon the luminaire enclosure for protection against accidental contact with live parts.

Download Data

File		
Certificates	PDF	▶ IT FIT CS L & CS D L ENEC 35 120271 01 201123
Certificates	PDF	▶ IT FIT 40 CS D L CCC 2020171002003124 281123
Mandatory Publications	PDF	▶ IT FIT CS D L CE 4205375 08 201225
Mandatory Publications	PDF	▶ IT FIT CS D L UK DoC 4281080 040923
User instruction	PDF	▶ UI IT FIT CS D L

Logistical Data

Product code	Product description	Packaging unit (Pieces/Unit)	Dimensions (length x width x height)	Volume	Gross weight
4062172212687 OSRAM	IT FIT 40/220-240/350 CS D L	Shipping carton box 20 Pieces	237 x 162 x 130 mm	4.99 dm ³	179.45 g

The mentioned product code describes the smallest quantity unit which can be ordered. One shipping unit can contain one or more single products. When placing an order, for the quantity please enter single or multiples of a shipping unit

References / Links

* For more information on the multi-level guarantee and the terms and conditions of the guarantee visit <https://www.inventronics-light.com/multilevel-guarantees>

Disclaimer

Subject to change without notice. Errors and omission excepted. Always make sure to use the most recent release.