


# SCHRACK SLIMLINE PCB RELAY SNRII

## GENERAL PURPOSE RELAYS PCB RELAYS

### INTRODUCTION

TE Connectivity (TE)'s SCHRACK SNRII slim PCB relay is a compact 5 mm-wide solution designed for PCB mounting, available in vertical, flat pack, and DIN rail socket-compatible versions with reinforced coil terminals. Featuring a 6A single changeover (CO) contact, the SNRII serves as a direct replacement for the legacy **SNR (V23092 Series)**, offering full compatibility with existing socket solutions. It delivers enhanced performance with improved vibration resistance and a longer mechanical and electrical lifecycle, making it highly suitable for space-constrained applications that demand reliability and durability.



### FEATURES

- 1 pole 6A, 1 form C (CO)
- Ambient temperature up to 105 °C
- Only 5 mm wide
- Flat pack version available
- Sensitive coil 170 mW
- Reinforced insulation (protection class II)
- Reinforced coil pins for DIN-rail socket
- Allows high function - packaging density

### APPLICATIONS

- Automation
- Motion and drives
- Control cabinet builders
- Machine manufacturers
- Interface technology

### APPROVALS

- VDE: 40060851
- UL: E214025



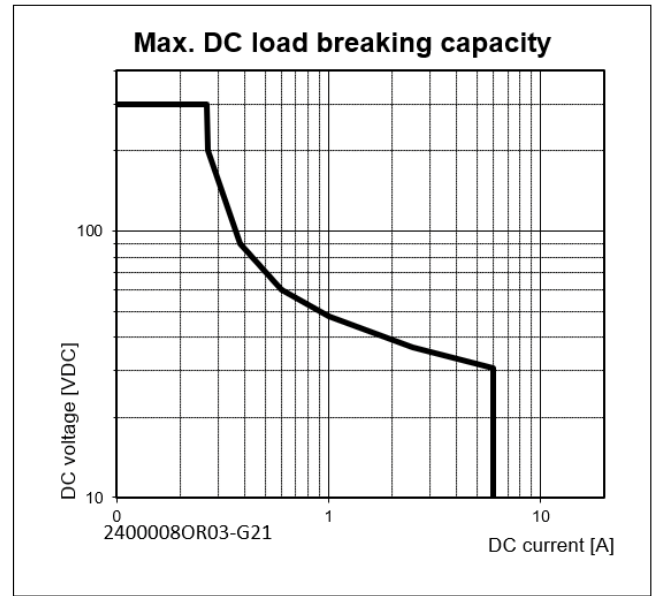
Technical data of approved types on request.

# SCHRACK Slimline PCB Relay SNRII

## PCB Relays

### CONTACT DATA

Contact arrangement	1 form C (CO)
Rated voltage	277 VAC
Max. switching voltage	400 VAC
Rated current	6 A
Limiting making current, max 4s, duty factor 10%	20 A
Breaking capacity max. (AC)	1500 VA
Contact material	AgSnO <sub>2</sub> ,
Min. recommended contact load	1 mA, 5 V
Frequency of operation, with/without load	6/1200 min <sup>-1</sup>
Operate/release time max.	12/5 ms
Bounce time max., form A/form B	3/8 ms



### CONTACT RATINGS

Type	Contact	Load	Cycles
<b>EC 61810</b>			
SNRII-*O-1C3-D***	C (NO)	8 A, 277 VAC, cosφ=1, 25°C	20x10 <sup>3</sup>
SNRII-*O-1C3-D***	C (NO)	6 A, 250 VAC, cosφ=1, 25°C	25x10 <sup>3</sup>
SNRII-*O-1C3-D***	C (NO)	6A, 250 VAC, cosφ=1, 85°C	20x10 <sup>3</sup>
SNRII-*O-1C3-D***	C (CO)		6x10 <sup>3</sup>
SNRII-*O-1C3-D***	C (NC)		10x10 <sup>3</sup>
SNRII-*O-1C3-D***	C (NO)	6A, 250 VAC, cosφ=1, 105°C	6x10 <sup>3</sup>
SNRII-*O-1C3-D***	C (NO)	8A, 250 VAC, cosφ=1, 90°C	6x10 <sup>3</sup>
SNRII-*O-1C3-D***	C (NO)	10A, 250 VAC, cosφ=1, 75°C	1x10 <sup>3</sup>

Type	Contact	Load	Cycles
<b>UL 61810-1 (UL508)</b>			
SNRII-*O-1C3-D***	C (CO)	6 A, 277 VAC, general purpose, 85°C	6x10 <sup>3</sup>
SNRII-*O-1C3-D***	C (NO)	¼ HP, 277 VAC, 85°C	15x10 <sup>3</sup>
SNRII-*O-1C3-D***	C (NO)	B300, 85°C	50x10 <sup>3</sup>
SNRII-*O-1C3-D***	C (NO)	R300, 85°C	6x10 <sup>3</sup>
SNRII-*O-1C3-D***	C (NC)	C300, 85°C	6x10 <sup>3</sup>
SNRII-*O-1C3-D***	C (NC)	R300, 85°C	6x10 <sup>3</sup>
SNRII-*O-1C3-D***	C (CO)	8 A, 277 VAC, general purpose, 40°C	6x10 <sup>3</sup>

# SCHRACK Slimline PCB Relay SNRII

## PCB Relays

### COIL DATA

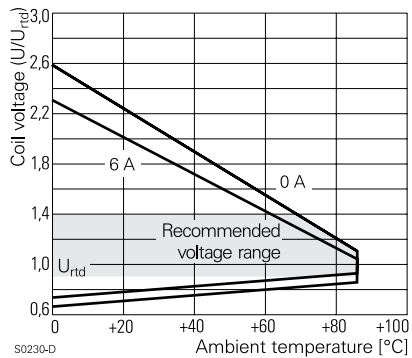
Coil voltage range	4.5 VDC to 60 VDC
Operative range, IEC 61810	2
Coil Insulation System according UL	Class F

### COIL VERSIONS, DC COIL

Coil code	Rated voltage VDC	Operate voltage VDC	Release voltage VDC	Coil resistance $\Omega \pm 10\%$	Rated coil power mW
H04	4.5	3.15	0.23	119	170
005	5	3.50	0.25	147	170
012	12	8.40	0.60	847	170
018	18	12.6	0.90	1905	170
021	21	14.7	1.05	2594	170
024	24	16.8	1.20	3388	170
048	48	33.6	2.40	13553	170
060	60	36.0	3.00	21176	170

All figures are given for coil without pre-energization, at ambient temperature +23 °C. Other coil voltages on request.

### COIL OPERATING RANGE DC



will be updated to include 10 A 75 °C, 8 A 85 °C and 6 A 105 °C (tests: pending)

### INSULATION DATA

Initial dielectric strength	
between open contacts	1000 V <sub>rms</sub>
between contact and coil	4000 V <sub>rms</sub>
Clearance/creepage	
between contact and coil	≥6,3 mm
reinforced insulation max. altitude 3.000m - acc. IEC60664-1	
Material group of insulation parts	IIIa
Tracking index of relay base	PTI175

### OTHER DATA

Material compliance	EU RoHS/ELV, China RoHS, REACH, For Halogen content refer to the Product Compliance Support Center at <a href="http://www.te.com/customer-support/rohssupportcenter">www.te.com/customer-support/rohssupportcenter</a>
Ambient temperature	-40 °C to +105 °C
Category of environmental protection	
IEC 61810	RTIII - wash tight (QC2 testing for 1 minute)
Vibration resistance (functional) 10 - 150 Hz	
form C (NO)	min. 10 g, 10 μs
form C (NC)	min. 5 g, 10 μs
Shock resistance (functional)	
form C (NO)	min. 30 g, 11 ms
form C (NC)	min. 5 g, 11 ms
Shock resistance (destructive)	min. 100 g, 11 ms
Terminal type	PCB-THT, plug-in
Mounting	PCB, socket
Weight	5 g
Resistance to soldering heat THT	
IEC 60068-2-20	260 °C/5 s <sup>1)</sup>
Packaging unit	tube/20 pcs., box/1000 pcs.

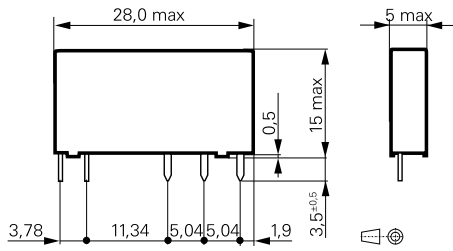
1) for flat pack version selective soldering is recommended

# SCHRACK Slimline PCB Relay SNRII

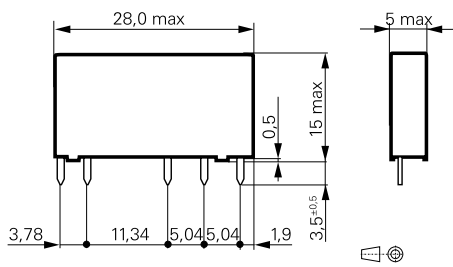
## PCB Relays

### DIMENSIONS (Unit: mm)

#### Vertical version

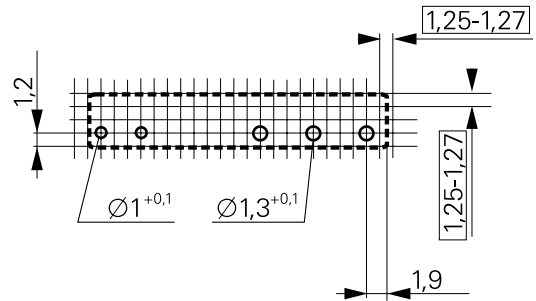


#### Version for DIN-rail socket

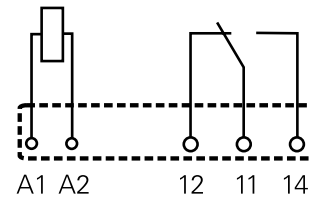


### PCB LAYOUT / TERMINAL ASSIGNMENT

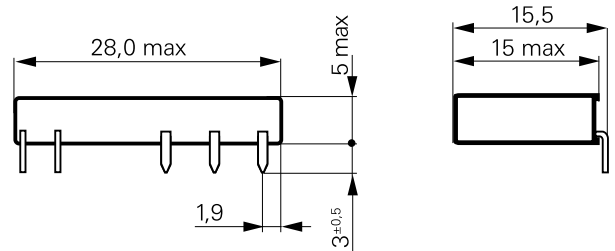
#### Bottom view on solder pins



#### 1 form C contact (1 CO)



#### Flat pack version<sup>2)</sup>



<sup>2)</sup> for flat pack version selective soldering is recommended

**PRODUCT CODE STRUCTURE**

**Typical Part Number**  
SNRII -A 0 -1 C 3 -D H04

**Type**

<b>SNRII</b>	Slimline PCB relay SNR next Generation
--------------	--

**Version**

<b>A</b>	PCB, vertical version
<b>B</b>	PCB, flat pack version
<b>S</b>	Plug-in, vertical version

**Version**

<b>0</b>	Standard
----------	----------

**Number of Poles**

<b>1</b>	1 pole
----------	--------

**Contact configuration**

<b>C</b>	form C (CO-contact)
----------	---------------------

**Contact configuration**

<b>H04</b>	4.5 V
<b>005</b>	5.0 V
<b>012</b>	12 V
<b>018</b>	18 V
<b>021</b>	21 V
<b>024</b>	24 V
<b>048</b>	48 V
<b>060</b>	60 V

**Coil Version**

<b>D</b>	DC Coil
----------	---------

**Contact Material**

<b>3</b>	AgSnO <sub>2</sub>
----------	--------------------

## PRODUCT INFORMATION

Product code	Version	Contact arrangement	Contact material	Coil	Part number				
SNR11-A0-1C3-DH04	Standard, vertical, for PCB	1 form C (CO) contact	AgSnO <sub>2</sub>	4.5 VDC	<a href="#">1558940-1</a>				
SNR11-A0-1C3-D005				5.0 VDC	<a href="#">1558940-2</a>				
SNR11-A0-1C3-D012				12 VDC	<a href="#">1558940-3</a>				
SNR11-A0-1C3-D018				18 VDC	<a href="#">1558940-4</a>				
SNR11-A0-1C3-D021				21 VDC	<a href="#">1558940-5</a>				
SNR11-A0-1C3-D024				24 VDC	<a href="#">1558940-6</a>				
SNR11-A0-1C3-D048				48 VDC	<a href="#">1558940-7</a>				
SNR11-A0-1C3-D060				60 VDC	<a href="#">1558940-8</a>				
SNR11-B0-1C3-DH04	Flat-Pack, horizontal, for PCB			1 form C (CO) contact	AgSnO <sub>2</sub>	4.5 VDC	<a href="#">1558941-1</a>		
SNR11-B0-1C3-D005						5.0 VDC	<a href="#">1558941-2</a>		
SNR11-B0-1C3-D012						12 VDC	<a href="#">1558941-3</a>		
SNR11-B0-1C3-D018						18 VDC	<a href="#">1558941-4</a>		
SNR11-B0-1C3-D021						21 VDC	<a href="#">1558941-5</a>		
SNR11-B0-1C3-D024						24 VDC	<a href="#">1558941-6</a>		
SNR11-B0-1C3-D048						48 VDC	<a href="#">1558941-7</a>		
SNR11-B0-1C3-D060						60 VDC	<a href="#">1558941-8</a>		
SNR11-S0-1C3-DH04	Plug-In, vertical, for socket					1 form C (CO) contact	AgSnO <sub>2</sub>	4.5 VDC	<a href="#">1558942-1</a>
SNR11-S0-1C3-D005								5.0 VDC	<a href="#">1558942-2</a>
SNR11-S0-1C3-D012								12 VDC	<a href="#">1558942-3</a>
SNR11-S0-1C3-D018								18 VDC	<a href="#">1558942-4</a>
SNR11-S0-1C3-D021								21 VDC	<a href="#">1558942-5</a>
SNR11-S0-1C3-D024								24 VDC	<a href="#">1558942-6</a>
SNR11-S0-1C3-D048								48 VDC	<a href="#">1558942-7</a>
SNR11-S0-1C3-D060								60 VDC	<a href="#">1558942-8</a>

### Notes:

- Catalog and product specification according to IEC 61810-1 and to be used only together with the 'Definitions' section.
- Catalog and product data is subject to the terms of the disclaimer and all chapters of the 'Definitions' section, available at <http://relays.te.com/definitions>
- Catalog product data, 'Definitions' section, application notes and all specifications are subject to change.

## te.com

©2025 TE Connectivity plc. family of companies. All Rights Reserved.

SCHRACK, TE Connectivity, TE connectivity (logo) and Every Connection Counts are trademarks owned or licensed by the TE Connectivity plc. family of companies. All other logos, products and/or company names referred to herein might be trademarks of their respective owners.

While TE has made every reasonable effort to ensure the accuracy of the information in this document, TE does not guarantee that it is error-free, nor does TE make any other representation, warranty or guarantee that the information is accurate, correct, reliable or current. TE reserves the right to make any changes to the information contained herein without prior notice. TE Connectivity assumes only those obligations set forth in the terms and conditions for this product and shall in no event be liable for any incidental, indirect, or consequential damages arising out of the sale, resale, use, or misapplication of the product. TE expressly disclaims any implied warranties with respect to the information contained herein, including, but not limited to, implied warranties of merchantability or fitness for a particular purpose. Dimensions, specifications and/or information contained herein are for reference purposes only and are subject to change without notice. Consult TE for the latest dimensions, specifications and/or information. Users of TE Connectivity products must make their own assessment as to whether the respective product is suitable for the respective desired application.

10/25 ED