Copyright FCI

FCIconnect.com

PRODUCT NO
63735–101
63735–101LF

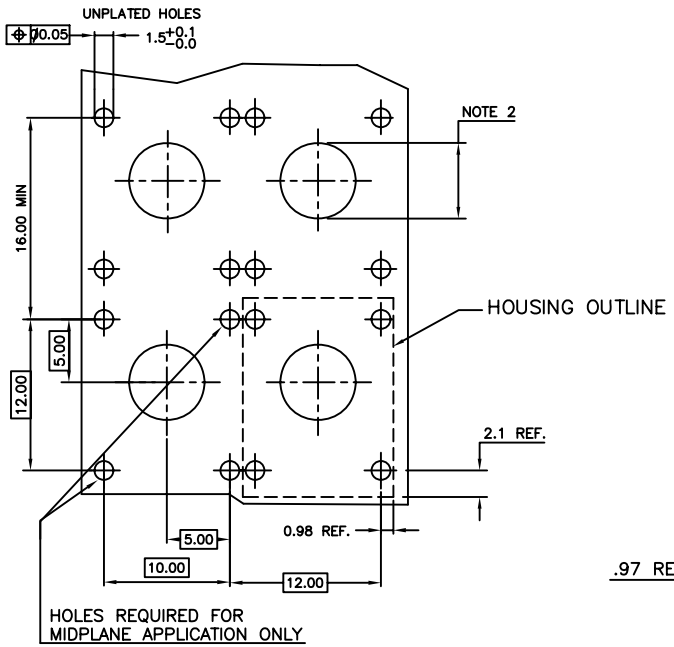

RECOMMENDED P.C.B. HOLE PATTERN.

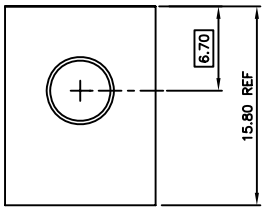

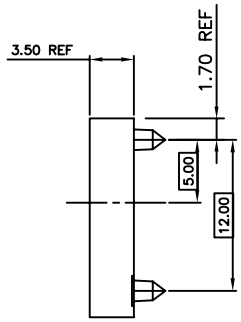

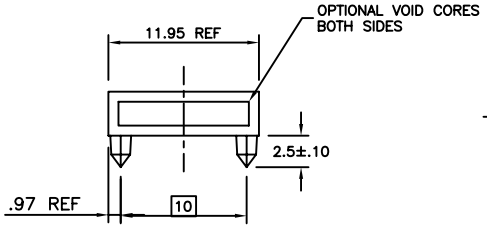

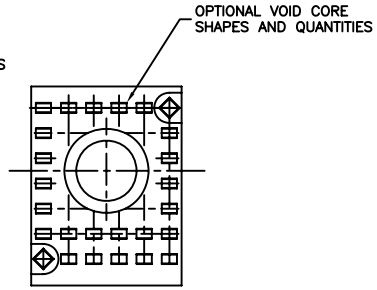

NOTES

1. MATERIAL: LCP, 30% GLASS FILLED, FLAME RETARDANT ACC. TO UL 94–V0 COLOR: NATURAL
2. –WHEN USED WITH GUIDE PIN, HOLE DIAMETER TO BE 3.25±0.10 AND UNPLATED.
   –WHEN USED WITH STR. SCREW–TO–BOARD HIGH POWER INSERT, HOLE DIAMETER TO BE 3.25±0.10 AND PLATED WITH 5.00 MIN. PAD DIAMETER.
   –WHEN USED WITH A PLUG/PLUG HIGH POWER COUPLER OR A RECEPTACLE/RECEPTACLE COAX COUPLER, HOLE DIAMETERTO BE 6.00+0.10/–0.00 AND UNPLATED.
3. MAX. FLASH 0.1MM
4. LEAST MATERIAL CONDITION ACC. TO ANSI Y14.5
5. FOR LEAD FREE NUMBERS, ADD AN 'LF' SUFFIX. PART NUMBERS THAT DO NOT END IN 'LF' ARE LEAD FREE. EXAMPLE: 63735–101LF
6. THE PRODUCTS WHERE THE PART NUMBER ENDS IN LF AND THE NONE LF PART NUMBERS MEET THE EUROPEAN UNION DIRECTIVES AND OTHER COUNTRY REGULATIONS AS DESCRIBED IN GS–22–008.
7. ALL PRODUCTS WILL WITHSTAND EXPOSURE TO 260°C FOR 60 SECONDS IN A CONVECTION, INFRA–RED OR VAPOUR PHASE REFLOW OVEN.

A	V90642	MDF	6/3/99
B	V91703	MDF	7/19/99
C	V94015	MDF	9/22/99
D	V00020	JWS	1/25/00
E	V05–0458	TAB	5/16/05
F	V06–0077	JRV	3/14/06

mat'l. code	surface	tolerance	projection	product family
NOTE 1	ASME Y14.5 ✓	ASME Y14.5		METRAL (tm)

ltr	ecn no	dr	date
D	V00020	JWS	2000-01-25
E	V05–0458	TAB	2005-05-16
F	V06–0077	JRV	2006-03-14
G	V06–0606	JRV	2006-06-21

tolerances unless otherwise specified: angles 0° ±2°; linear .X±.3, .XX±.13, .XXX±.051

dr	M. FETROW	1999-06-03
engr	D. McCLUNE	1999-06-03
chr	D. McCLUNE	1999-06-03
appd	D. McCLUNE	1999-06-03

MM

scale 2.25:1

title: 4 ROW HYBRID HEADER HSG. COAX, W/O WALLS, 12mm

dwg no: 63735 — sheet 1 of 1 — size A4

type: CUSTOMER Drawing

sheet index	revision	G
	sheet	1

form: A4mmXLc

PDM: Rev:G STATUS Released Printed: Jul 28, 2010