


**G-2L-27-1000/10**

**Weidmüller Interface GmbH & Co. KG**  
Klingenbergstraße 26  
D-32758 Detmold  
Germany

www.weidmueller.com



2-pole fork-type phase distribution bars are used for potential distribution to other components in the control cabinet such as circuit breakers, residual current circuit breakers and other installation devices.

**General ordering data**

Version	Phase busbar (Terminals), 63, Number of poles: 38, Insulated: Yes, 10
Order No.	<a href="#">2658190000</a>
Type	G-2L-27-1000/10
GTIN (EAN)	4050118672336
Qty.	25 ST
Delivery status	This article will no longer be available in the future.
Available until	2025-06-01T00:00:00+02:00

**Technical data**

**Approvals**

Approvals



ROHS Conform

**Dimensions and weights**

Depth	9.3 mm	Depth (inches)	0.3661 inch
Height	28.5 mm	Height (inches)	1.122 inch
Width	1016 mm	Width (inches)	39.9999 inch
Net weight	57 g		

**Temperatures**

Ambient temperature -5 °C...40 °C

**Environmental Product Compliance**

RoHS Compliance Status Compliant without exemption  
 REACH SVHC No SVHC above 0.1 wt%

**Material data**

Colour grey

**Additional technical data**

Explosion-tested version No

**Dimensions**

Pitch in mm (P) 27.00 mm

**General**

Number of poles 38

**Rating data**


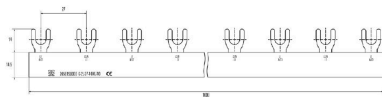
Rated cross-section 10 mm<sup>2</sup> Rated voltage 400 V  
 Rated current 63 A

**Classifications**

ETIM 7.0	EC000215	ETIM 8.0	EC000215
ETIM 9.0	EC000215	ETIM 10.0	EC000215
ECLASS 11.0	27-37-13-06	ECLASS 12.0	27-37-13-06
ECLASS 13.0	27-37-13-06	ECLASS 14.0	27-37-13-06
ECLASS 15.0	27-37-13-06		

Drawings

Drawing



## Accessories

### Feed in terminals



Our feed-in modules facilitate handling when feeding the system. For example, the bending radius of the cable can be reduced by using a feed-in module with side entry.

### General ordering data

Type	FIT 25 GN	Version
Order No.	<a href="#">2659050000</a>	Auxiliary connection (terminal), 25 mm <sup>2</sup>
GTIN (EAN)	4050118671483	
Qty.	10 ST	
Type	FIT 25 SN	Version
Order No.	<a href="#">2659060000</a>	Auxiliary connection (terminal), 25 mm <sup>2</sup>
GTIN (EAN)	4050118671476	
Qty.	30 ST	
Type	FIT 50 GN	Version
Order No.	<a href="#">2659070000</a>	Auxiliary connection (terminal), 50 mm <sup>2</sup>
GTIN (EAN)	4050118671469	
Qty.	3 ST	
Type	FIT 50 GN/F	Version
Order No.	<a href="#">2659090000</a>	Auxiliary connection (terminal), 50 mm <sup>2</sup>
GTIN (EAN)	4050118671445	
Qty.	3 ST	
Type	FIT 50 SN	Version
Order No.	<a href="#">2659080000</a>	Auxiliary connection (terminal), 50 mm <sup>2</sup>
GTIN (EAN)	4050118671452	
Qty.	3 ST	
Type	FIT 50 SN/F	Version
Order No.	<a href="#">2659100000</a>	Auxiliary connection (terminal), 50 mm <sup>2</sup>
GTIN (EAN)	4050118671438	
Qty.	3 ST	

### End caps and covers



End caps and covers ensure the required creepage distances in the system even after the bus bars have been cut to length or in the case of free-standing contacts, and guarantee finger safety in accordance with DIN EN 50274.

## G-2L-27-1000/10

**Weidmüller Interface GmbH & Co. KG**  
Klingenbergstraße 26  
D-32758 Detmold  
Germany

[www.weidmueller.com](http://www.weidmueller.com)

## Accessories

### General ordering data

Type	PROTECTION COVER G+S /5	Version	
Order No.	<a href="#">2659040000</a>	Terminal cover, yellow, Height: 18.3 mm, Width: 8.1 mm, Depth: 18	
GTIN (EAN)	4050118671490	mm	
Qty.	10 ST		
Type	END CAP G+S 2L/10	Version	
Order No.	<a href="#">2658980000</a>	Terminal cover, grey, Height: 9.3 mm, Width: 8.2 mm, Depth: 14.5	
GTIN (EAN)	4050118671544	mm	
Qty.	10 ST		