

LPBB MU OR

Weidmüller Interface GmbH & Co. KG

Klingenbergstraße 16

D-32758 Detmold

Germany

Fon: +49 5231 14-0

Fax: +49 5231 14-292083

www.weidmueller.com

**Minor component, major effect:**

Clip-on attachment elements increase the mechanical resilience of the circuit board terminals.

Clip-on or pre-assembled - always the right solution:

- Hard-wearing, precise fitting dovetail joint
- Hard-wearing metal threaded inserts
- Suitable for all outlet directions

Maximum stability, minimum effort:

- Extremely resilient for frequent fastening operations
- Complete set for easy selection

The result: soldering points, contacts and overall module are more resilient against mechanical stress such as vibrations and tensile loads.

General ordering data

Delivery status	This article will no longer be available in the future.
Available until	2019-12-31
Type	LPBB MU OR
Order No.	1747530000
Version	Printed circuit board terminals, Accessories, Mounting block, orange, No. of poles: 1
GTIN (EAN)	4008190992217
Qty.	100 pc(s).
Product data	
Packaging	Box

LPBB MU OR

Weidmüller Interface GmbH & Co. KG
 Klingenbergstraße 16
 D-32758 Detmold
 Germany
 Fon: +49 5231 14-0
 Fax: +49 5231 14-292083
 www.weidmueller.com

Technical data

Dimensions and weights

Width	7.6 mm	Width (inches)	0.299 inch
Height	11 mm	Height (inches)	0.433 inch
Height of lowest version	11 mm	Depth	11 mm
Depth (inches)	0.433 inch	Net weight	0.98 g

System parameters

No. of poles	1
--------------	---

Material data

Insulating material	PA	Colour code	orange
Colour chart (similar)	RAL 2000	Storage temperature, min.	-25 °C
Storage temperature, max.	55 °C	Max. relative humidity during storage	80 %
Operating temperature, min.	-50 °C	Operating temperature, max.	100 °C
Temperature range, installation, min.	-25 °C	Temperature range, installation, max.	100 °C

Rated data acc. to IEC

tested acc. to standard	IEC 60664-1, IEC 61984
-------------------------	------------------------

Packing

Packaging	Box	VPE length	61 mm
VPE width	69 mm	VPE height	83 mm


Classifications

ETIM 3.0	EC001284	ETIM 4.0	EC002643
ETIM 5.0	EC002643	ETIM 6.0	EC002943
UNSPSC	30-21-18-01	eClass 6.2	27-26-92-01
eClass 7.1	27-44-92-02	eClass 8.1	27-44-92-02
eClass 9.0	27-44-04-92	eClass 9.1	27-44-04-92

Notes

Notes	
IPC conformity	Conformity: The products are developed, manufactured and delivered according international recognized standards and norms and comply with the assured properties in the data sheet resp. fulfill decorative properties in accordance with IPC-A-610 "Class 2". Further claims on the products can be evaluated on request.

Approvals

Approvals	
ROHS	Conform

DownloadsApproval/Certificate/Document of
Conformity[Declaration of the Manufacturer](#)

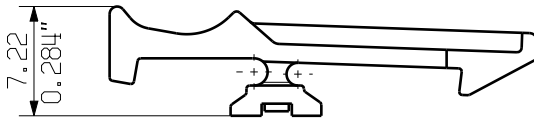
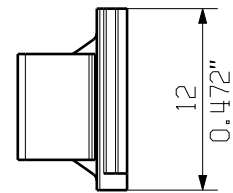
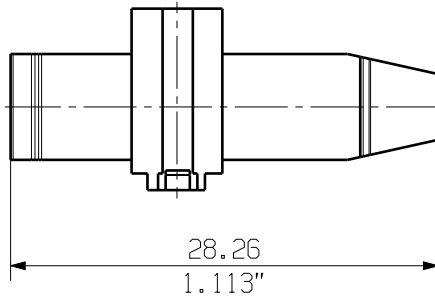
Brochure/Catalogue

[FL DRIVES EN](#)
[FL ANALO.SIGN.CONV. EN](#)
[MB DEVICE MANUF. EN](#)
[FL DRIVES DE](#)
[CAT 2 PORTFOLIOGUIDE EN](#)
[FL BUILDING SAFETY EN](#)
[FL APPL LED LIGHTING EN](#)
[FL INDUSTR.CONTROLS EN](#)
[FL MACHINE SAFETY EN](#)
[FL HEATING ELECTR EN](#)
[FL APPL INVERTER EN](#)
[FL_BASE_STATION_EN](#)
[FL ELEVATOR EN](#)
[FL POWER SUPPLY EN](#)
[FL 72H SAMPLE SER EN](#)
[PO OMNIMATE EN](#)

MASSE OHNE TOLERANZ SIND KEINE PRUEFMASSE
DIMS. WITHOUT TOLERANCE ARE NOT CONTROL DIMS.

DIE DEUTSCHE VERSION IST VERBINDLICH
THE GERMAN VERSION IS BINDING

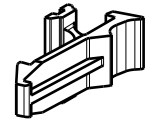
ALLGEMEINGUELTIGE KUNDENZEICHNUNG, AKTUELLER STAND NUR AUF ANFRAGE
GENERAL CUSTOMER DRAWING, TOPICAL VERSION ONLY IF REQUIRED



For the mounting of PCBs, it should be noted that the rated data given in the catalogue relates only to the connection elements. The necessary creepage and clearance paths must be observed in connection with the respective applicant in accordance to VDE 0110. The current-carrying capacity and pitch tolerance is to be determined according to DIN IEC 326 part 3 very fine.

Weidmüller connectors are tested to the DIN VDE 0627 standard, and are valid for its field of application. Provided that the connectors are used to the intended purpose, all requirements with respect to the occurring of electrical, mechanical, thermic and corrosive stress will be satisfied.

M 1/1



GENERAL TOLERANCE:
DIN ISO 2768-mK



MAX. NRN./NOS.

84312/5
23.09.15
GUETZLAFF_T
MODIFICATION

Weidmüller

CAT.NO.: 1552270000

4 59410 05

DRAWING NO. ISSUE NO.
SHEET 01 OF 01 SHEETS



	DATE	NAME
DRAWN	12.09.2014	TIELKER_S
RESPONSIBLE		WRIGHT_ST
CHECKED	08.10.2015	LUX_S
APPROVED		NOLTE_S

RAHA BVF/BVZ RD
RASTHAKEN
RETAINING HOOK

SCALE: 2/1

SUPERSEDES: .

PRODUCT FILE: SV/BVZ 7.62 HP

7340

WEITERGABE SOWIE VERVIELFAELTIGUNG DIESES DOKUMENTS, VERWERTUNG UND MITTEILUNG SEINES INHALTS SIND VERBOTEN, SOWEIT NICHT AUSDRUECKLICH GESTATTET. ZUWIDERHANDLUNGEN VERPFLICHTEN ZU SCHADENERSATZ. ALLE RECHTE FUER DEN FALL DER PATENT-, GEBRAUCHSMUSTER- ODER GESCHMACKSMUSTEREINTRAGUNG VORBEHALTEN. THE REPRODUCTION, DISTRIBUTION AND UTILIZATION OF THIS DOCUMENT AS WELL AS THE COMMUNICATION OF ITS CONTENTS TO OTHERS WITHOUT EXPLICIT AUTHORIZATION IS PROHIBITED. OFFENDERS WILL BE HELD LIABLE FOR THE PAYMENT OF DAMAGES. WEIDMUELLER EXCLUSIVELY RESERVES THE RIGHT TO FILE FOR PATENTS, UTILITY MODELS OR DESIGNS. © WEIDMUELLER INTERFACE GmbH & Co. KG