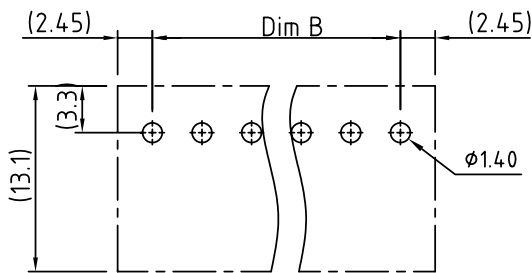
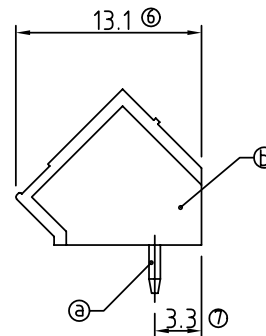
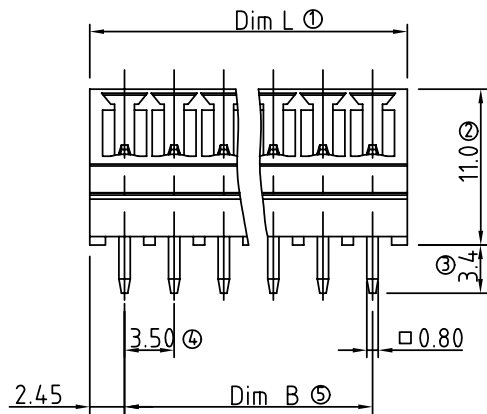
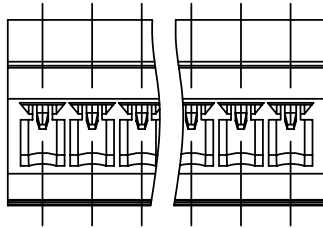


SIGN	DATE	DESCRIPTION	APPROVER
△	8/07'06	Added VDE standard	梁仁松
△	1/27'07	Soldering temperature changed from 245° to 250°	Tony
△	2009.10.26	The material is changed from Brass to Copper	Jacke
△	2009.10.26	The operating temperature is changed	Jacke

THIS IS CAD DRAWING, DO NOT REVISE MANUALLY!!!



P.C.B LAYOUT

Dim.L = (N-1) x 3.5+4.9  
 Dim.B = (N-1) x 3.5  
 N= number of poles

poles Dim.	2P-6P	7P-12P	13P-18P	19P-24P
Dim.L	±0.15	±0.20	±0.25	±0.30
Dim.B	±0.15	±0.20	±0.25	±0.30

Material:

- △ ● Item ② Male contact pin: Copper Tin plated
- Item ③ Terminal (housing): Thermoplastic (UL94V-0)

- △ Electrical: cULus /VDE
  - Voltage rating: 300V/300V
  - Current rating: 8A/10A
  - Withstanding Voltage: 1.6 KV/2.5KV
  - △ ● Operating temperature: -40°C to +115°C
  - △ ● Soldering temperature: 250°C±10°C/5 Sec
  - Safety Approval:

VK xx 1 1 x 0 xxxx G

- No. OF POLES: 02: 2 POLES, 24: 24 POLES
- COLOR: 0 Black (RAL9005), 2 Red (RAL3001/D), 3 Orange(RAL2011/P), 4 Yellow(RAL1018/A), 5 Green(RAL6018/T), 6 Blue (RAL5015/A), 8 Grey(RAL7035/D)
- G: Pb<40000ppm
- 0000: "@" Logo (Standard)
- 000A: "ANYTEK" Mark
- Any special item by customer request. please contact sales department.

**ANYTEK**

**CUSTOMER COPY**

ALL RIGHTS RESERVED. REPRODUCTION OR ISSUE TO THIRD PARTIES IN ANY FORM WHATSOEVER IS NOT PERMITTED WITHOUT WRITTEN AUTHORITY FROM THE PROPRIETOR. PROPERTY OF ANYTEK TECHNOLOGY CO., LTD

TITLE		VK - 3.5mm Series (without flange)			
PART NO.	VKxx11x0xxxxG			DWG NO.	8VK0001
APPROVED	CHECKED	DESIGNED	DRAWN	CUST NO.	Tolerance
		Jacke	Jacke		X. ±0.50
		2009.10.27	2009.10.27		UNIT: mm
				SHEET: 01/01	SCALE: NONE
				REV: F	X.XX ±0.10
					X° ±1°