




Connectors > Terminal Blocks & Strips > Barrier Strips



Barrier Strip Style: **Tri-Barrier**

Bottom Termination Style: **Printed Circuit**

Current Rating: **10 A**

Number of Positions: **8**

Centerline (Pitch): **6.35 mm [.25 in]**

Features

Product Type Features

Product Type	Barrier Strip
Block Style	Open Bottom with Standoffs
Connector & Contact Terminates To	Printed Circuit Board

Configuration Features

Number of Levels	1
Number of Positions	8
Number of Rows	1

Electrical Characteristics

Current Rating (Max)	10 A
Current Rating	10 A
Voltage	300 V

Body Features

Color	Black
Barrier Strip Style	Tri-Barrier

Contact Features

Terminal Plating Material	Tin
Terminal Material	Copper Alloy
Terminal Plating Finish	Bright

Termination Features



Bottom Termination Style	Printed Circuit
--------------------------	-----------------

Mechanical Attachment

Mounting Angle	Right Angle
Screw Head Type	Wire Clamp Combo Head
Mounting Insert	Without
Top Hardware	Wire Clamp Combo Head
Screw Plating Material	Zinc
Screw Plating Finish	Bright
Screw Material	Steel
Mounting Options	None
Mounting Ears	Without
Screw Size	M3

Housing Features

Housing Material	Thermoplastic
Centerline (Pitch)	6.35 mm[.25 in]

Dimensions

Length	52.58 mm[2.05 in]
Wire Size	.05 – 1.4 mm ²

Industry Standards

UL Flammability Rating	UL 94V-0
------------------------	----------

Packaging Features

Packaging Method	Package
------------------	---------

Other

Comment	Other options available upon request, consult our Product Information Center.
---------	---

Product Compliance

[For compliance documentation, visit the product page on TE.com>](#)

EU RoHS Directive 2011/65/EU	Compliant
EU ELV Directive 2000/53/EC	Compliant
China RoHS 2 Directive MIIT Order No 32, 2016	No Restricted Materials Above Threshold
EU REACH Regulation (EC) No. 1907/2006	Current ECHA Candidate List: JAN 2019 (197)




Candidate List Declared Against: JAN 2019
(197)

Halogen Content	BFR/CFR/PVC Free, but Br/Cl >900 ppm in other sources.
Solder Process Capability	Wave solder capable to 265°C

Product Compliance Disclaimer

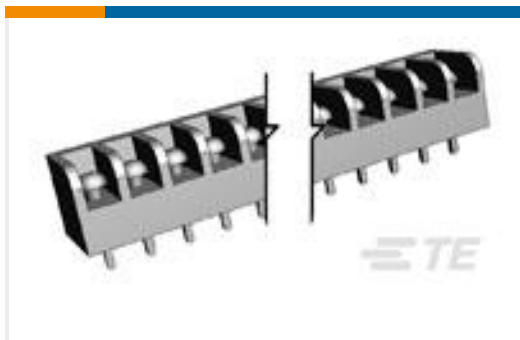
This information is provided based on reasonable inquiry of our suppliers and represents our current actual knowledge based on the information they provided. This information is subject to change. The part numbers that TE has identified as EU RoHS compliant have a maximum concentration of 0.1% by weight in homogenous materials for lead, hexavalent chromium, mercury, PBB, PBDE, DBP, BBP, DEHP, DIBP, and 0.01% for cadmium, or qualify for an exemption to these limits as defined in the Annexes of Directive 2011/65/EU (RoHS2). Finished electrical and electronic equipment products will be CE marked as required by Directive 2011/65/EU. Components may not be CE marked. Additionally, the part numbers that TE has identified as EU ELV compliant have a maximum concentration of 0.1% by weight in homogenous materials for lead, hexavalent chromium, and mercury, and 0.01% for cadmium, or qualify for an exemption to these limits as defined in the Annexes of Directive 2000/53/EC (ELV). Regarding the REACH Regulations, TE's information on SVHC in articles for this part number is still based on the European Chemical Agency (ECHA) 'Guidance on requirements for substances in articles' (Version: 2, April 2011), applying the 0.1% weight on weight concentration threshold at the finished product level. TE is aware of the European Court of Justice ruling of September 10th, 2015 also known as O5A (Once An Article Always An Article) stating that, in case of 'complex object', the threshold for a SVHC must be applied to both the product as a whole and simultaneously to each of the articles forming part of its composition. TE has evaluated this ruling based on the new ECHA "Guidance on requirements for substances in articles" (June 2017, version 4.0) and will be updating its statements accordingly.

Also in the Series | **Buchanan 3 Series**




Barrier Strips(61)


Customers Also Bought




TE Part #2-1546119-9
3PCV-11-006=3PCV
Assembly



TE Part #1484949-1
AMPLIMITE RPT ASY,37P,
SZ4,SER109



TE Part #1546099-1
3PCR-03-006=.250" TRI-
BARRIER



TE Part #1-1546119-6
3PCR-11-006=3PCR ASSY

3PCR-08-006=3PCR ASSY


TE Part # 1-1546119-2
TE Internal #: 3PCR-08-006




TE Part #5-1617519-7
6001-2001C=6001 TIME
DELAY REL



TE Part #8-1617342-9
HMS1131S03P=M39016
/44-022P



TE Part #CTJ116E02B-090
MODULE ASSY



TE Part #2331379-1
DET SW3.5X2.98X1.95 GW
VERT. NO AG RL



TE Part #1-1617122-7
JMACD-26XPS2 = M39016
/15-129P



TE Part #1-1617164-2
JMACT-5XPS = M28776/1-
031P

Documents

Product Drawings

[3PCR-08-006=3PCR ASSY](#)

English

Datasheets & Catalog Pages

[1-1773458-2_BARRIER_STRIPS_QUICK_REFERENCE_GUIDE](#)

English