

Circuit Breaker for Equipment thermal, Rocker actuation, 1 pole



Non-illuminated  
black



illuminated  
Green transparent

See below:

[Approvals and Compliances](#)

**Description**

- Thermal circuit breaker
- 1-pole
- Snap-in version
- Positively trip-free release
- Method of operation acc. to IEC: S-type
- Different rocker colours
- Wide current range

**Unique Selling Proposition**

- Unique UL rating of 277 VAC
- Finely graded rated currents
- High configurability (rocker colours, lettering, illumination)
- IP65 with optional cover

**Applications**

- Power tools
- Medical and laboratory equipment
- Industrial appliances
- Equipment for construction
- Cleaning equipment
- Commercial and household kitchen appliances
- Industrial Power
- Industrial lighting arrays

**Other versions on request**

- White front cover

**Weblinks**

[pdf data sheet](#), [html datasheet](#), [General Product Information](#), [Distributor-Stock-Check](#), [Detailed request for product](#), [Product News](#)

**Technical Data**

Rated Voltage AC	IEC: 240 VAC	Overload	IEC: min. 40 trips
	UL/CSA : 277 VAC		@ 6 x I <sub>r</sub> , cos φ 0.6
Rated Voltage DC	32 VDC	Allowable Operation Temp.	-30°C to 60°C
Rated current range AC	0.05 - 20 A		Storage Temperature
Conditional short circuit capacity Inc	IEC 60934: 0.05...20 A: 2 kA, SC (C1) @ 240 VAC	Vibration Resistance	± 0.75 mm @ 10 - 60 Hz
Degree of Protection	front side IP40 acc. to IEC 60529	Shock Resistance	acc. to IEC 60068-2-6, test Tc
Dielectric Strength	50Hz: > 2.5 kV Impulse 1.2/50 μs: > 4 kV		Tripping Type
Insulation Resistance	500VDC > 100 MΩ	Actuation Type	
Lifetime	mechanical: 50'000 switching cycles	Weight	16.5 g - 18.5 g
	AC: 1.0 x I <sub>r</sub> , cos φ 0.6: 30'000 switching cycles		
	DC: 1.0 x I <sub>r</sub> , L/R = 2 - 3 ms: 50'000 switching cycles		




**Approvals and Compliances**

Detailed information on product approvals, code requirements, usage instructions and detailed test conditions can be looked up in [Details about Approvals](#)

SCHURTER products are designed for use in industrial environments. They have approvals from independent testing bodies according to national and international standards. Products with specific characteristics and requirements such as required in the automotive sector according to IATF 16949, medical technology according to ISO 13485 or in the aerospace industry can be offered exclusively with customer-specific, individual agreements by SCHURTER.



## Approvals

The approval mark is used by the testing authorities to certify compliance with the safety requirements placed on electronic products.  
 Approval Reference Type: TA35

Approval Logo	Certificates	Certification Body	Description
	VDE Approvals	VDE	VDE Certificate Number: 40019754
	UL Approvals	UL	UR File Number: E71572
	CCC Approvals	CCC	CCC Certificate Number: 2024010307676639


## Product standards

Product standards that are referenced

Organization	Design	Standard	Description
	Designed according to	IEC 60934	Circuit-breakers for equipment (CBE)
	Designed according to	UL 1077	Standard for Supplementary Protectors for Use in Electrical Equipment
	Designed according to	CSA C22.2 No. 235	Supplementary Protectors
	Designed according to	GB 17701	Circuit-breaker for equipment






## Application standards

Application standards where the product can be used

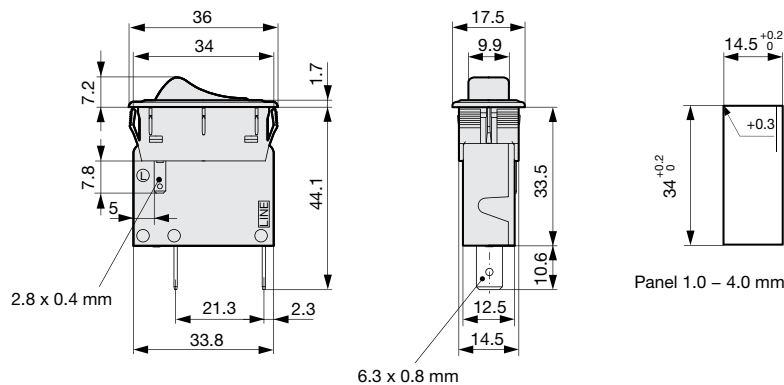
Organization	Design	Standard	Description
	Suitable for applications acc.	IEC/UL 62368-1	Audio/video, information and communication technology equipment - Part 1: Safety requirements

## Compliances

The product complies with following Guide Lines

Identification	Details	Initiator	Description
	<a href="#">CE declaration of conformity</a>	SCHURTER AG	The CE marking declares that the product complies with the applicable requirements laid down in the harmonisation of Community legislation on its affixing in accordance with EU Regulation 765/2008.
	<a href="#">UKCA declaration of conformity</a>	SCHURTER AG	The UKCA marking declares that the product complies with the applicable requirements laid down in the British Amendment of Regulation (EC) 765/2008.
	RoHS	SCHURTER AG	Directive RoHS 2011/65/EU, Amendment (EU) 2015/863
	China RoHS	SCHURTER AG	The law SJ / T 11363-2006 (China RoHS) has been in force since 1 March 2007. It is similar to the EU directive RoHS.
	REACH	SCHURTER AG	On 1 June 2007, Regulation (EC) No 1907/2006 on the Registration, Evaluation, Authorization and Restriction of Chemicals 1 (abbreviated as "REACH") entered into force.

## Dimension [mm]



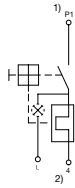
**Diagrams**

1-pole thermal protected, non illuminated



1) Line, 2) Load  
 Codepos AAA = CFT, CGT

1-pole, 1 bimetal, illuminated



1) Line, 2) Load  
 Codepos AAA = C2F, C4F, C7F, C8F, C9F

The keys / codepos are listed in the key table of the basic function for selection.

Approval	Rated current	Rated Voltage AC	Rated Voltage DC
UL 1077	0.05...20 A	277 V	32 V
CSA C22.2 235	0.05...20 A	277 V	32 V
IEC 60934	0.05...20 A	240 V	32 V
GB 17701	0.05...20 A	240 V	32 V

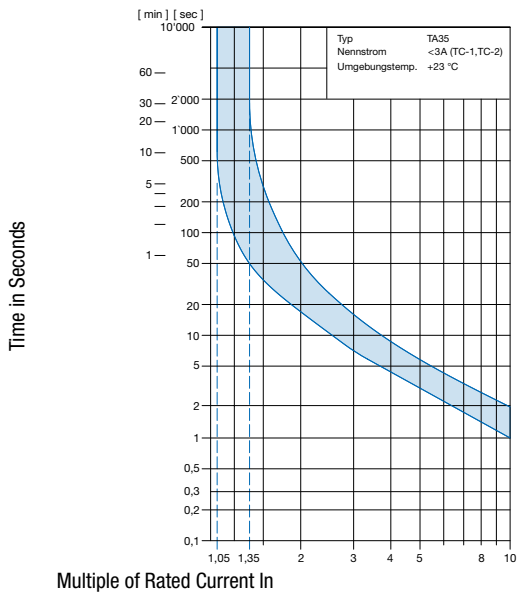
**Typical internal resistance per pole**

Rated Current [A]	Internal Resistance [ $\Omega$ ]
0.05	200.000
0.1	70.000
0.5	2.750
1.0	0.720
1.5	0.340
2.0	0.187
2.5	0.115
2.8	0.089
3.0	0.059
4.0	0.059
5.0	0.044
6.0	0.028
7.0	0.0142
8.0	0.0142
10.0	0.0109
12.0	0.0086
13.0 *	0.0072
14.0 *	0.0072
15.0 *	0.0056
16.0 *	0.0056
18.0 *	0.0052
20.0 *	0.0052

\* 3-Pole max. 12 A

## Time-Current-Curves

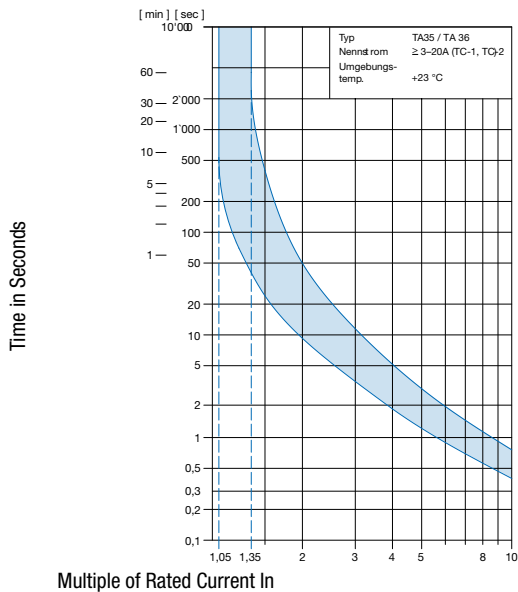
Tripping Characteristics thermal  $I_n < 3 A$



Multiple of Rated Current  $I_n$

Ambient temperature +23°

Tripping Characteristics thermal  $I_n \geq 3 \dots \leq 20 A$



Multiple of Rated Current  $I_n$

Ambient temperature +23°

## Effect of ambient temperature

The units are calibrated for an ambient temperature of +23°C. To determine the rated current for a lower or higher ambient temperature, use a correction factor (typical value) from the table below:

Ambient Temperature [°C]	Correction factor
-30	0.77
-20	0.81
0	0.90
+23	1.00
+40	1.03
+50	1.04
+60	1.06

Example: Rated current = 5 A, Environmental temperature = 50 °C --> Correction factor = 1.04, Resulting current = 5.2 A --> Round to next higher rated current: 6 A

Order number key

T	A	3	5	-	C	B	D	W	F	Z	0	5	C	0	-	0	0	0	-	C	Z	M	2	1	
				1					2		3		4			5		6			7				

Basic function



1

Poles		1	2	3
Thermal overload protection				
Illumination				
<b>Rocker</b>				
Without illumination		CFT	CBT	CBD
	380...400 V	-	-	-
	220...240 V	C2F	C12	C32
	110...120 V	C4F	C14	C34
	20...26 V	C7F	C17	C37
	10...13 V	C8F	C18	C38
4...7 V	C9F	C19	C39	
<b>Momentary</b>				
Without illumination		CGT	CET	CED

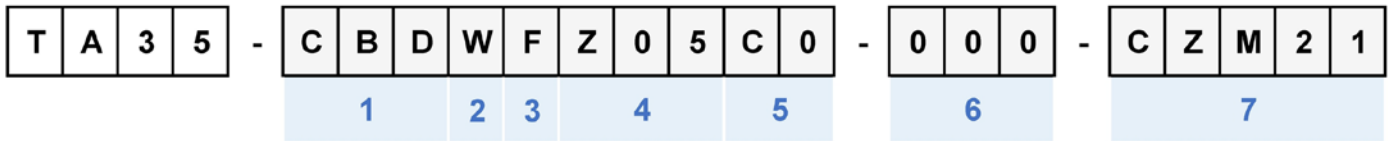
\* grey highlighted fields: configuration is not offered anymore

Front- & Actuation color



2

Front Bezel	Rocker without illumination	Rocker with illumination	=	
black	-	clear transparent	=	1
black	-	red transparent	=	3
black	-	green transparent	=	4
black	-	orange transparent	=	6
black	-	blue transparent	=	7
black	black	-	=	B
black	green	-	=	G
black	red	-	=	R
black	white	-	=	W
black	orange	-	=	X
black	yellow	-	=	Y



## Rocker legend, marking

3

- O	Embossed	=	F
Z O	Printed white	=	H
LF O	Printed black	=	K
- O	Printed white	=	L
- O	Printed black	=	M

## Rated current [A]

4

Thermal overload protection

In		In		In		In	
0.05 A	=	Z05		1.1 A	=	J11	
0.10 A	=	J01		1.2 A	=	J12	
0.15 A	=	Z15		1.3 A	=	J13	
0.20 A	=	J02		1.4 A	=	J14	
0.25 A	=	Z25		1.5 A	=	J15	
0.30 A	=	J03		1.6 A	=	J16	
0.35 A	=	Z35		1.7 A	=	J17	
0.40 A	=	J04		1.8 A	=	J18	
0.45 A	=	Z45		1.9 A	=	J19	
0.50 A	=	J05		2.0 A	=	J20	
0.60 A	=	J06		2.1 A	=	J21	
0.70 A	=	J07		2.2 A	=	J22	
0.80 A	=	J08		2.3 A	=	J23	
0.90 A	=	J09		2.5 A	=	J25	
1.00 A	=	J10		2.8 A	=	J28	
				3.0 A	=	030	
				3.2 A	=	032	
				3.5 A	=	035	
				3.7 A	=	037	
				4.0 A	=	040	
				4.2 A	=	042	
				4.5 A	=	045	
				4.7 A	=	047	
				5.0 A	=	050	
				5.2 A	=	052	
				5.5 A	=	055	
				5.7 A	=	057	
				6.0 A	=	060	
				6.5 A	=	065	
				7.0 A	=	070	
				7.5 A	=	075	
				8.0 A	=	080	
				8.5 A	=	085	
				9.0 A	=	090	
				10.0 A	=	100	
				10.5 A	=	105	
				11.0 A	=	110	
				11.5 A	=	115	
				12.0 A	=	120	
				13.0 A*	=	130	
				14.0 A*	=	140	
				15.0 A*	=	150	
				16.0 A*	=	160	
				17.0 A*	=	170	
				18.0 A*	=	180	
				19.0 A*	=	190	
				20.0 A*	=	200	

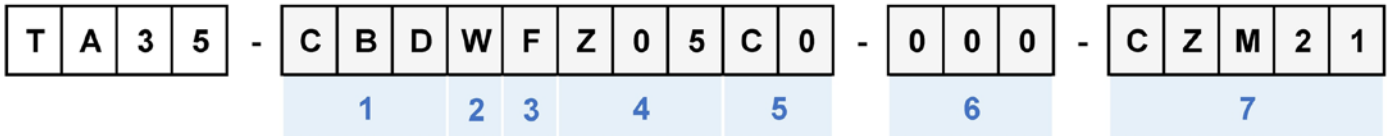
(additional current ratings on request)

\* 3-Pole max. 12 A


## Characteristic Magnetic Release

5


Standard, no other features (thermal only)	=	C0
1-pole, time lag	=	T1
2-poles, time lag	=	T2
1-pole, fast acting	=	F1
2-poles, fast acting	=	F2




<b>Special marking</b>			<b>6</b>
Standard	=	000	
Special marking (XXX = placeholder)	=	XXX	

<b>Accessories, factory-mounted (optional)</b>			<b>7</b>
No accessory	=	(blank)	

Transparent protection cover, 2-pole, IP65		=	CZM21
--	---	---	-------

Transparent protection cover with raised collar, 2-pole, IP65		=	CZM23
---	---	---	-------

Raised collar, 2-pole, IP40		=	CZM24
-----------------------------	---	---	-------

Transparent antibacterial protection cover, 2-pole, IP65		=	CZM25
--	---	---	-------

## Variants

Basic function	Rocker colour	Legend	Rated current	Accessories	Config. Code	Order Number
1-pole, 1 bimetal, without illumination	White	black printed	2.0 A	Without cover	TA35-CFTWKJ20C0-000	4435.0029
1-pole, 1 bimetal, without illumination	White	embossed	3.0 A	Without cover	TA35-CFTWF030C0-000	4435.0019
1-pole, 1 bimetal, without illumination	White	black printed	3.0 A	Without cover	TA35-CFTWM030C0-000	4435.0082
1-pole, 1 bimetal, illuminated 120 V	Red transparent	white printed	3.0 A	Without cover	TA35-C4F3H030C0-000	4435.0431
1-pole, 1 bimetal, without illumination	Red	black printed	3.0 A	Without cover	TA35-CFTRM030C0-000	4435.0481
1-pole, 1 bimetal, without illumination	Black	embossed	4.0 A	Without cover	TA35-CFTBF040C0-000	4435.0028
1-pole, 1 bimetal, without illumination	Black	embossed	5.0 A	Without cover	TA35-CFTBF050C0-000	4435.0173
1-pole, 1 bimetal, without illumination	Black	white printed	5.0 A	Without cover	TA35-CFTBH050C0-000	4435.0204
1-pole, 1 bimetal, without illumination	Black	white printed	6.0 A	Without cover	TA35-CFTBH060C0-000	4435.0205
1-pole, 1 bimetal, without illumination	Red	embossed	10.0 A	Without cover	TA35-CFTRF100C0-000	4435.0056
1-pole, 1 bimetal, without illumination	Black	embossed	10.0 A	Without cover	TA35-CFTBF100C0-000	4435.0174
1-pole, 1 bimetal, momentary switch, without illumination	Black	embossed	10.0 A	Without cover	TA35-CGTBF100C0-000	4435.0471
1-pole, 1 bimetal, without illumination	White	embossed	13.0 A	Without cover	TA35-CFTWF130C0-000	4435.0049
1-pole, 1 bimetal, without illumination	White	embossed	15.0 A	Without cover	TA35-CFTWF150C0-000	4435.0037
1-pole, 1 bimetal, without illumination	Black	embossed	15.0 A	Without cover	TA35-CFTBF150C0-000	4435.0137
1-pole, 1 bimetal, without illumination	Black	white printed	16.0 A	Without cover	TA35-CFTBH160C0-000	4435.0209
1-pole, 1 bimetal, without illumination	Black	embossed	16.0 A	Without cover	TA35-CFTBF160C0-000	4435.0300
1-pole, 1 bimetal, without illumination	Black	white printed	20.0 A	Without cover	TA35-CFTBL200C0-000	4435.0256

Availability for all products can be searched real-time: <https://www.schurter.com/en/info-center/support-tools/stock-check-distributors>

## Packaging Unit

20 Pcs

## Accessories

### Description



TA35\_Accessories  
 Screw-on collar with cover, IP65