

PLT10HH351100PN#

Character "P" at the end indicates the package specification code.

New ● In Production

PLT10HH351100PN#

"#" at the end indicates the package specification code.



PLT10HH351100PNB, PLT10HH351100PNL, PLT10HH351100PNK

Applications

Unsuitable Applications	Please be sure to read and comply with these " Precautions for use ".
Specific Applications	<u>Automotive infotainment/comfort equipment, Automotive powertrain/safety equipment, Medical equipment [GHTF A/B/C] except for implant & surgery & auto injector</u> Please refer to Our Website and specifications, etc. for information about the performance, functions, quality, management, and safety required for the above applications, and use Products after confirming the performance and reliability of the actual Product.
Recommended Applications	Automotive powertrain/safety equipment

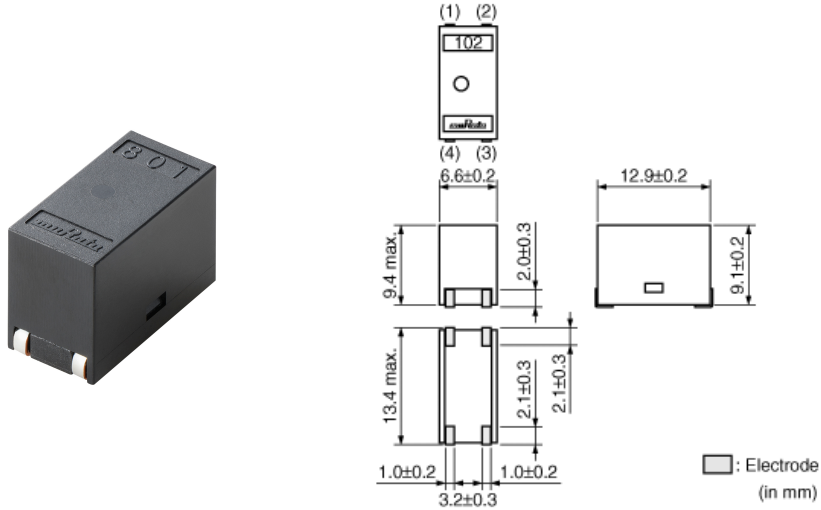
Attention

1. This datasheet is downloaded from the website of Murata Manufacturing Co., Ltd. Therefore, it's specifications are subject to change or our products in it may be discontinued without advance notice. Please check with our sales representatives or product engineers before ordering.
2. This datasheet has only typical specifications because there is no space for detailed specifications.
Therefore, please review our product specifications or consult the approval sheet for product specifications before ordering.

PLT10HH351100PN#

Part No. The end indicates the package specification code.

Appearance & Shape



Length	12.9mm ±0.2mm
Width	6.6mm ±0.2mm
Thickness	9.4mm Max.
Shape	SMD

Attention

1. This datasheet is downloaded from the website of Murata Manufacturing Co., Ltd. Therefore, it's specifications are subject to change or our products in it may be discontinued without advance notice. Please check with our sales representatives or product engineers before ordering.
2. This datasheet has only typical specifications because there is no space for detailed specifications. Therefore, please review our product specifications or consult the approval sheet for product specifications before ordering.

PLT10HH351100PN#

PLT10HH351100PN# at the end indicates the package specification code.

Specifications

Common Mode Impedance (at 10MHz)	350Ω Typ.
Common Mode Inductance	4.5μH Min.
Rated Current	10A
Derating of Rated Current	Yes (Over 110°C)/*For details, please check the derating diagram.
Rated Voltage	100Vdc
Withstanding Voltage	250Vdc
DC Resistance(max.)	0.0041Ω
DC Resistance	3.6mΩ ±0.5mΩ
Insulation Resistance(min.)	10MΩ
Operating Temperature	-55 ~ 150°C
Operating Temperature Range(Self-temperature rise)	YES
Number of Circuit	1
Brand	Murata

Features

Features

1. Can be used in environments from -55°C to 150°C.
2. Current ratings at 105°C and 125°C have been greatly

Attention

1. This datasheet is downloaded from the website of Murata Manufacturing Co., Ltd. Therefore, it's specifications are subject to change or our products in it may be discontinued without advance notice. Please check with our sales representatives or product engineers before ordering.
2. This datasheet has only typical specifications because there is no space for detailed specifications.
Therefore, please review our product specifications or consult the approval sheet for product specifications before ordering.

PLT10HH351100PN#

Character 'K' at the end indicates the package specification code.

B	Bulk(Bag)	50
L	180mm Embossed Tape	125
K	330mm Embossed Tape	500

Mass(Typ.)	
1 piece	2.1g

Attention

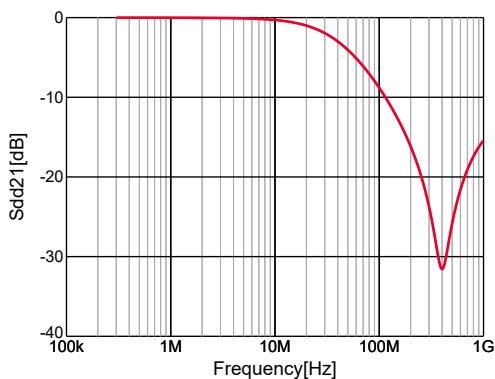
1. This datasheet is downloaded from the website of Murata Manufacturing Co., Ltd. Therefore, it's specifications are subject to change or our products in it may be discontinued without advance notice. Please check with our sales representatives or product engineers before ordering.
2. This datasheet has only typical specifications because there is no space for detailed specifications.
Therefore, please review our product specifications or consult the approval sheet for product specifications before ordering.

PLT10HH351100PN#

0 at the end indicates the package specification code.

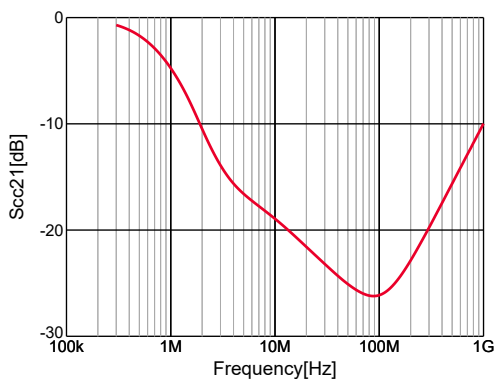
S-parameter

Sdd21



PLT10HH351100PN#,Sdd21,

Scc21



PLT10HH351100PN#,Scc21,

Attention

1. This datasheet is downloaded from the website of Murata Manufacturing Co., Ltd. Therefore, it's specifications are subject to change or our products in it may be discontinued without advance notice. Please check with our sales representatives or product engineers before ordering.
2. This datasheet has only typical specifications because there is no space for detailed specifications.
Therefore, please review our product specifications or consult the approval sheet for product specifications before ordering.

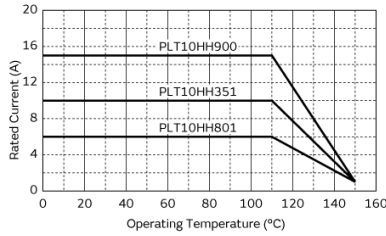
PLT10HH351100PN#

The end indicates the package specification code.

Product Data

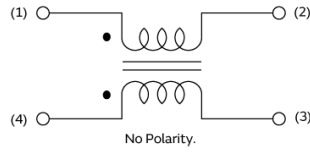
In operating temperature exceeding +110°C, derating of current is necessary for PLT10H series.
 Please apply the derating curve shown in chart according to the operating temperature.

Derating of Rated Current

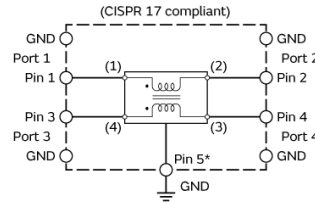


Derating of Rated Current

Equivalent Circuit (Note 1)

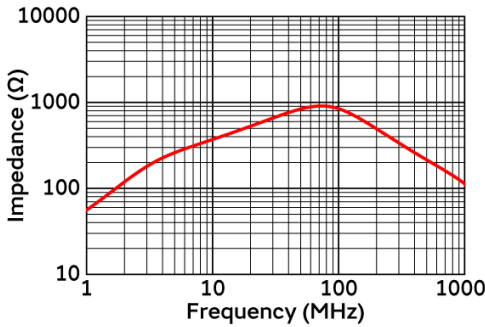


Note1: The Port/Pin No. of the Simulation Model provided by our company is as follows.

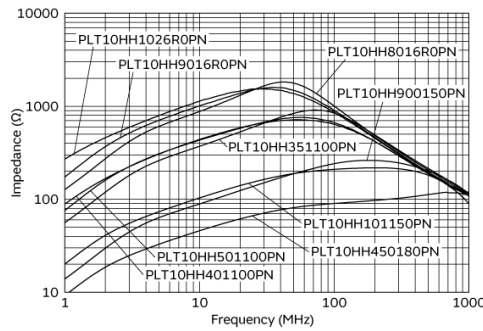


S-parameter: Port □
 SPICE model: Pin □ (Pin5* connect to GND)

Equivalent Circuit



Impedance-Frequency Characteristics



Impedance-Frequency Characteristics (Main Items)

Attention

1. This datasheet is downloaded from the website of Murata Manufacturing Co., Ltd. Therefore, it's specifications are subject to change or our products in it may be discontinued without advance notice. Please check with our sales representatives or product engineers before ordering.
2. This datasheet has only typical specifications because there is no space for detailed specifications. Therefore, please review our product specifications or consult the approval sheet for product specifications before ordering.