



DATA SHEET

WTB12-3P2433

W12
Photoelectric sensors

SICK

Sensor Intelligence

PHOTOELECTRIC SENSORS

WTB12-3P2433

ORDERING INFORMATION

Type	part no.
WTB12-3P2433	1041412

Further device versions and accessories at www.sick.com/W12



Illustration may differ



DETAILED TECHNICAL DATA

FEATURES

Functional principle	Photoelectric proximity sensor	
Functional principle detail	Background suppression	
Sensing range max.	20 mm ... 350 mm ¹⁾	
Sensing range	20 mm ... 350 mm	
Emitted beam	Light source	LED ²⁾
	Type of light	Visible red light
	Light spot size (distance)	Ø 6 mm (200 mm)
Key LED figures	Wave length	640 nm
	Adjustment	Double teach-in button
Items supplied	2 x clamps BEF-KH-W12, incl. screws	

¹⁾ Object with 90% remission (based on standard white, DIN 5033).

²⁾ Average service life: 100,000 h at T_u = +25 °C.

SAFETY-RELATED PARAMETERS

MTTF _D	815 years
DC _{avg}	0 %
T _M (mission time)	20 years

ELECTRONICS

Supply voltage U_B	10 V DC ... 30 V DC ¹⁾												
Ripple	< 5 V _{pp} ²⁾												
Current consumption	45 mA ³⁾												
Protection class	III												
Digital output	<table border="0"> <tr> <td>Type</td> <td>PNP</td> </tr> <tr> <td>Switching mode</td> <td>Light/dark switching</td> </tr> <tr> <td>Signal voltage PNP HIGH/LOW</td> <td>> $U_V - 2,5 V$ / ca. 0 V</td> </tr> <tr> <td>Output current I_{max}</td> <td>≤ 100 mA</td> </tr> <tr> <td>Response time</td> <td>≤ 330 μs ⁴⁾</td> </tr> <tr> <td>Switching frequency</td> <td>1,500 Hz ⁵⁾</td> </tr> </table>	Type	PNP	Switching mode	Light/dark switching	Signal voltage PNP HIGH/LOW	> $U_V - 2,5 V$ / ca. 0 V	Output current I_{max}	≤ 100 mA	Response time	≤ 330 μs ⁴⁾	Switching frequency	1,500 Hz ⁵⁾
Type	PNP												
Switching mode	Light/dark switching												
Signal voltage PNP HIGH/LOW	> $U_V - 2,5 V$ / ca. 0 V												
Output current I_{max}	≤ 100 mA												
Response time	≤ 330 μs ⁴⁾												
Switching frequency	1,500 Hz ⁵⁾												
Output function	Complementary												
Circuit protection	A ⁶⁾ C ⁷⁾ D ⁸⁾												

¹⁾ Limit values when operated in short-circuit protected network: max. 8 A.

²⁾ May not fall below or exceed U_V tolerances.

³⁾ Without load.

⁴⁾ Signal transit time with resistive load.

⁵⁾ With light/dark ratio 1:1.

⁶⁾ A = V_E connections reverse-polarity protected.

⁷⁾ C = interference suppression.

⁸⁾ D = outputs overcurrent and short-circuit protected.

MECHANICS

Housing	Rectangular				
Dimensions (W x H x D)	15.6 mm x 48.5 mm x 42 mm				
Connection	Male connector M12, 4-pin				
Material	<table border="0"> <tr> <td>Housing</td> <td>Metal</td> </tr> <tr> <td>Front screen</td> <td>Plastic, PMMA</td> </tr> </table>	Housing	Metal	Front screen	Plastic, PMMA
Housing	Metal				
Front screen	Plastic, PMMA				
Weight	120 g				

AMBIENT DATA

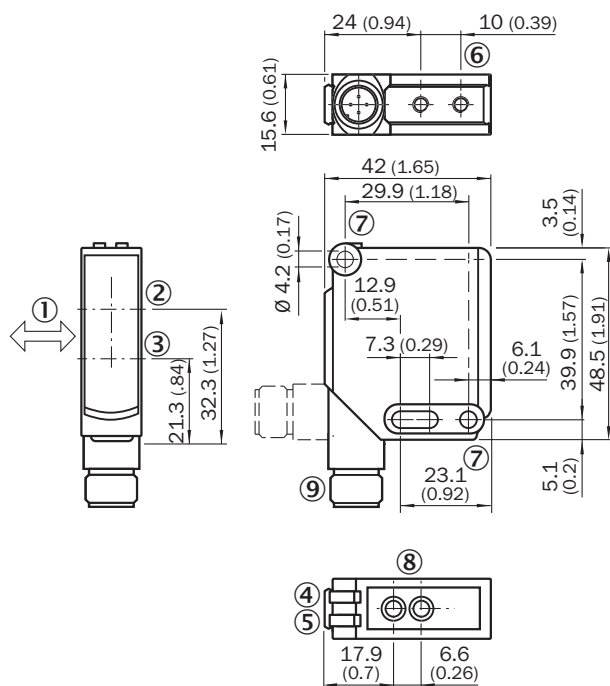
Enclosure rating	IP66 IP67
Ambient operating temperature	-40 °C ... +60 °C
Ambient temperature, storage	-40 °C ... +75 °C
UL File No.	NRKH.E181493 & NRKH7.E181493

CERTIFICATES

EU declaration of conformity	✓
UK declaration of conformity	✓
ACMA declaration of conformity	✓
Moroccan declaration of conformity	✓
China RoHS	✓

ECOLAB certificate	✓
cULus certificate	✓
Photobiological safety (DIN EN 62471) certificate	✓

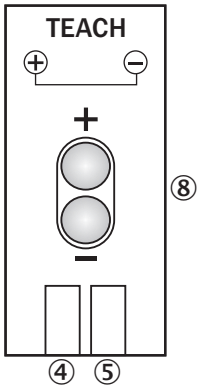
DIMENSIONAL DRAWING WTB12-3, DOUBLE TEACH-IN BUTTON



Dimensions in mm (inch)


- ① Standard direction of the material being detected
- ② Optical axis, receiver
- ③ Optical axis, sender
- ④ LED indicator green: Supply voltage active
- ⑤ LED indicator yellow: Status of received light beam
- ⑥ M4 threaded mounting hole, 4 mm deep
- ⑦ Mounting hole, Ø 4.2 mm
- ⑧ Sensing range adjustment: double teach-in button
- ⑨ Connection

ADJUSTMENTS WTB12-3, WTF12-3, DOUBLE TEACH-IN BUTTON

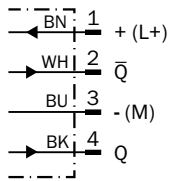


- ④ LED indicator green: Supply voltage active
- ⑤ LED indicator yellow: Status of received light beam
- ⑧ Sensing range adjustment: double teach-in button

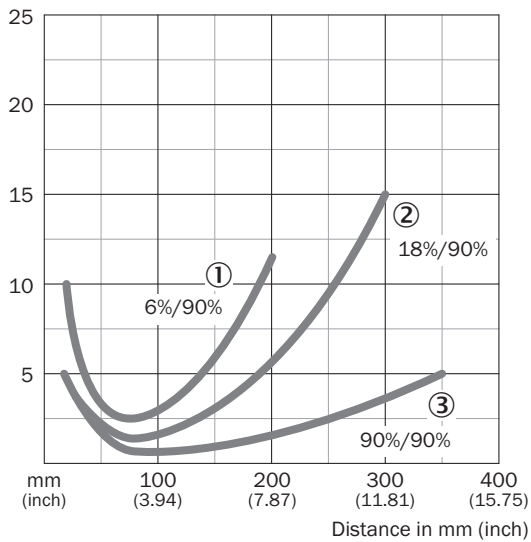
CONNECTION TYPE



CONNECTION DIAGRAM CD-083

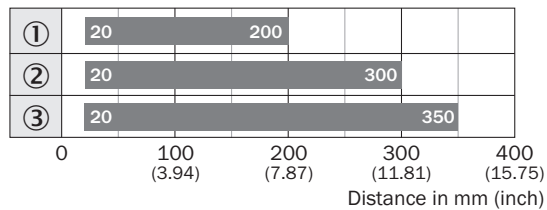


CHARACTERISTIC CURVE WTB12-3, RED LIGHT, 350 MM



- ① Sensing range on black, 6% remission factor
- ② Sensing range on gray, 18% remission factor
- ③ Sensing range on white, 90% remission factor

SENSING RANGE DIAGRAM WTB12-3, RED LIGHT, 350 MM



- Sensing range
- ① Sensing range on black, 6% remission factor
 - ② Sensing range on gray, 18% remission factor
 - ③ Sensing range on white, 90% remission factor

Further information as well as suitable accessories, example applications and downloads such as CAD dimensional models, operating instructions and software can be found at www.sick.com/1041412



SICK AG
WALDKIRCH
GERMANY
SICK.COM

SICK AT A GLANCE

SICK is a leading global technology company for intelligent sensors and integrated solutions in industrial automation. Our technologies set benchmarks, making your industrial processes more efficient, safer and more sustainable – both in logistics and manufacturing operations.

SICK combines sensor intelligence with industry expertise and certified consulting services. We provide the ideal foundation for scalable as well as tailor-made automation solutions and create added value along the entire value chain. Our close partnerships with our customers are more than just a promise: Together, we optimize productivity, improve quality, protect health and safety, and help build a sustainable future. All with empathy and trust.

Since 1946, we have been developing innovative technologies with passion and a pioneering spirit. With a global network in around 40 countries, SICK has a global presence and is always close by. The company's headquarters are located in Waldkirch near Freiburg, Germany. Our customers benefit from our understanding of both local and global requirements, which enables us to deliver tailor-made solutions

SICK
Sensor Intelligence