

DLM11CN900HH2#

“#” at the end indicates the package specification code.



< List of part numbers with package codes >
DLM11CN900HH2L

Applications

Unsuitable Applications	Please be sure to read and comply with these "Precautions for use."
Specific Applications	Automotive powertrain/safety equipment, Automotive infotainment/comfort equipment, Medical equipment [GHTF A/B/C] except for implant & surgery & auto injector Please refer to Our Website and specifications, etc. for information about the performance, functions, quality, management, and safety required for the above applications, and use Products after confirming the performance and reliability of the actual Product.
Recommended Applications	Automotive powertrain/safety equipment

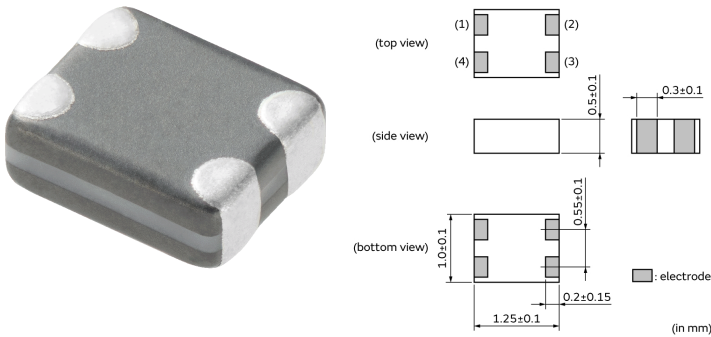
Packaging Information

Packaging	Specifications	Standard Packing Quantity
L	180mm Embossed Tape	4000

Features

1. Small size and tight dimensional tolerance
Size: 1.25x1.0x0.5mm
Tolerance: ±0.1mm
2. High common mode impedance up to 200ohm (at 100MHz) is available.
3. Prevents signal damaging in high speed differential lines.
4. Automotive grade product.

Appearance & Shape



Attention
1. This datasheet is downloaded from the website of Murata Manufacturing Co., Ltd. Therefore, its specifications are subject to change or our products in it may be discontinued without advance notice. Please check with our sales representatives or product engineers before ordering.
2. This datasheet has only typical specifications because there is no space for detailed specifications.
Therefore, please review our product specifications or consult the approval sheet for product specifications before ordering.

DLM11CN900HH2#

“#” at the end indicates the package specification code.



Specifications

Brand	Murata
-------	--------

Shape	SMD
Size Code (in mm)	1210
Size Code (in inch)	0504
Length	1.25mm
Length Tolerance	±0.1mm
Width	1.0mm
Width Tolerance	±0.1mm
Thickness	0.5mm
Thickness Tolerance	±0.1mm
Common Mode Impedance (at 100MHz)	90Ω
Common Mode Impedance (at 100MHz) Tolerance	±25%
Rated Current	80mA
Derating of Rated Current	No
Rated Voltage	5Vdc
Withstanding Voltage	12.5Vdc
DC Resistance(max.)	3.38Ω
DC Resistance	2.7Ω±25%
Insulation Resistance(min.)	10MΩ
Cut-off Frequency	4GHz (Typ.)
Operating Temperature Range	-55°C to 125°C
Mass(typ.)	3.0mg
Number of Circuit	1
Operating Temperature Range(Self-temperature rise is included)	No

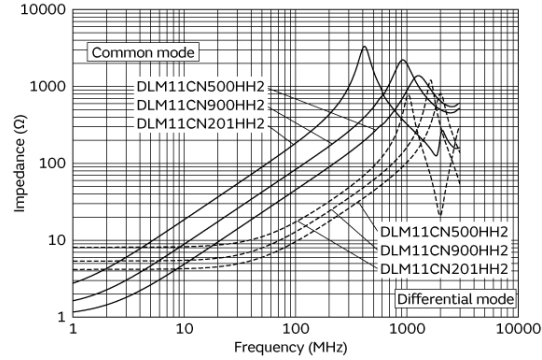
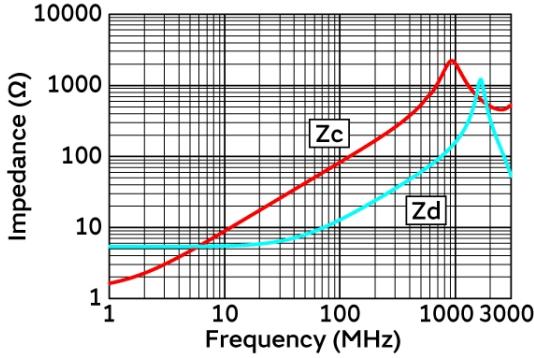
Attention

- 1.This datasheet is downloaded from the website of Murata Manufacturing Co., Ltd. Therefore, it's specifications are subject to change or our products in it may be discontinued without advance notice. Please check with our sales representatives or product engineers before ordering.
- 2.This datasheet has only typical specifications because there is no space for detailed specifications.
Therefore, please review our product specifications or consult the approval sheet for product specifications before ordering.

DLM11CN900HH2#

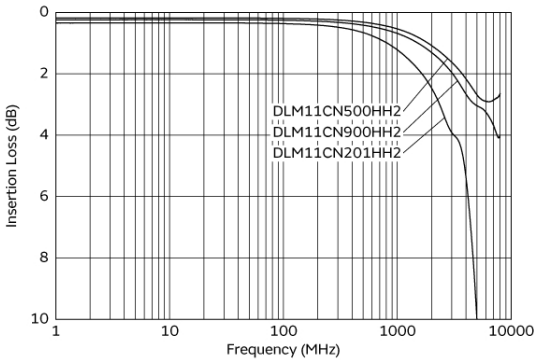
“#” at the end indicates the package specification code.

Product Data



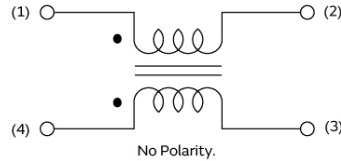
Impedance-Frequency Characteristics

Impedance-Frequency Characteristics (Main Items)

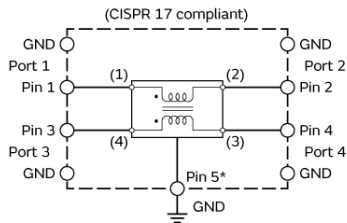


Differential Mode Transmission Characteristics (Typical Value)

Equivalent Circuit (Note 1)



Note1: The Port/Pin No. of the Simulation Model provided by our company is as follows.



S-parameter: Port □
SPICE model: Pin □ (Pin5* connect to GND)

Equivalent Circuit

Attention

- 1.This datasheet is downloaded from the website of Murata Manufacturing Co., Ltd. Therefore, it's specifications are subject to change or our products in it may be discontinued without advance notice. Please check with our sales representatives or product engineers before ordering.
- 2.This datasheet has only typical specifications because there is no space for detailed specifications.
Therefore, please review our product specifications or consult the approval sheet for product specifications before ordering.