



Auxiliary supply U_s			
Auxiliary rated supply voltage AC	VAC		100...240
Auxiliary rated supply voltage DC	VDC		110...250
Auxiliary operating voltage range	AC	min	VAC 90
		Max	VAC 264
	DC	min	VDC 93.5
		Max	VDC 300
Operational frequency	min	Hz	45
	max	Hz	66
Power consumption	Max	VA	2.2
		W	0.8
Measuring voltage inputs			
Rated voltage (U_e)	phase-phase	VAC	690
	phase-neutral	VAC	346
Operating voltage range	phase-phase	VAC	90...720
	phase-neutral	VAC	50...415
Voltage inputs operational frequency	min	Hz	45
	max	Hz	66
Voltage inputs measurement method			True RMS
Connection method			Single. two. three-phase with or without neutral. balanced three-phase systems
Current inputs			
Rated current (I_e)	A		5
Measurement range			0.025...6A
Measurement method			TRMS
Overload capacity			+20% I_e through external CT with 5A secondary
Overload peak	A		50A for 1s
Accuracy			
	VLN voltage		±0.5%
	VLL voltage		±0.5%
	Current		±0.5%
	Frequency		±0.05%
	Active power		±1%

Active energy	Class 1 (IEC/EN 62053-21)
Reactive energy	Class 2 (IEC/EN 62053-23)

RS485 serial interface

Baud rate	bps	Programmable 1200...38400
-----------	-----	------------------------------

Insulations

Rated insulation voltage Ui IEC/EN	V	690
Rated impulse withstand voltage Uimp	kV	9.5
Operating frequency withstand voltage	kV	5.2

Functions

Harmonic analysis	15th order
PLC logic	No
Type of communication port	RS485
Ethernet-RS485 gateway function	No

Mechanical features

Housing type	Polyamide
Terminals type	Fixed
Conductor cross section	min mm ² 0.2 Max mm ² 4 min AWG 24 Max AWG 12

Tightening torque (Max)	Nm 0.8 lbin 7
-------------------------	------------------

Fixing	Din rail
Weight	g 294

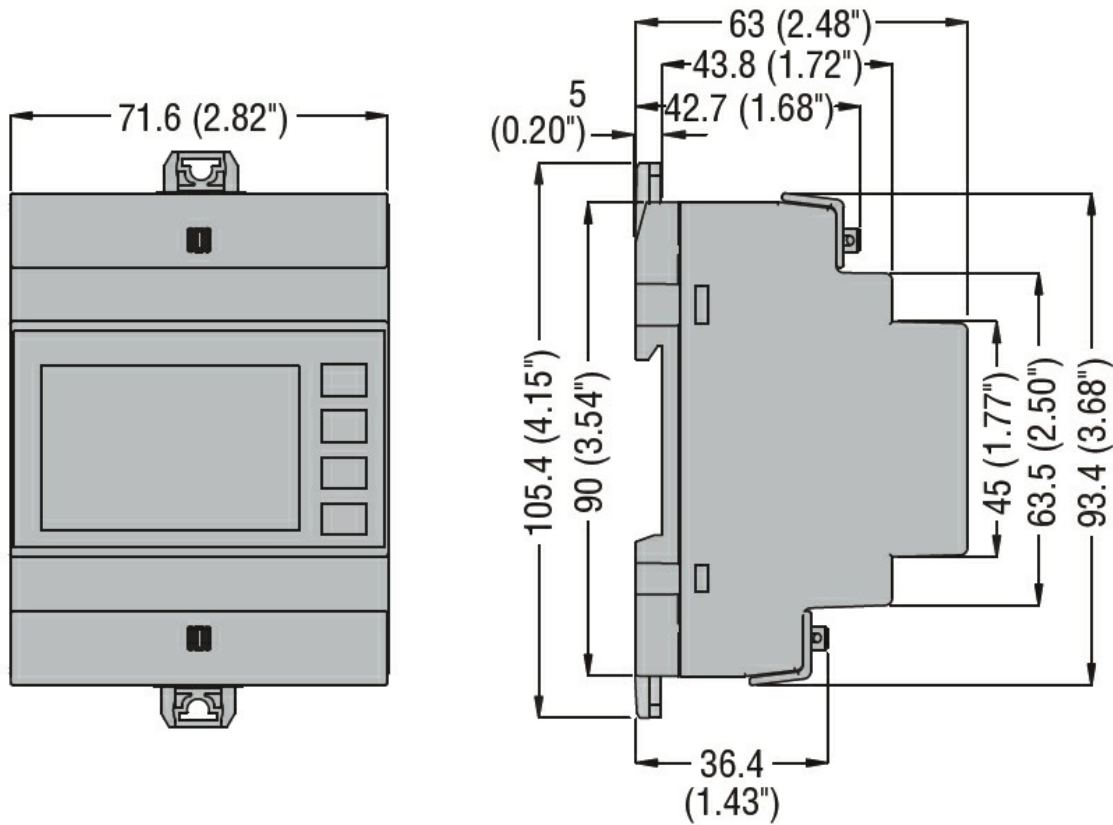
Ambient conditions

Temperature	Operating temperature	min °C -20 max °C +60
-------------	-----------------------	--------------------------

Storage temperature	min °C -30 max °C +80
---------------------	--------------------------

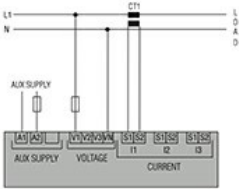
Relative humidity	% <90
Maximum Pollution degree	2
Protection degree	IP30

Dimensions

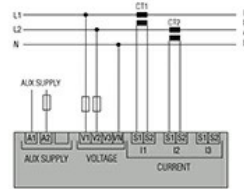


Wiring diagrams

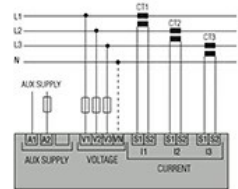
Single-phase



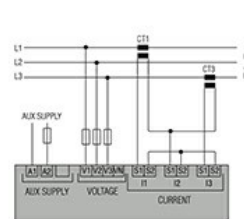
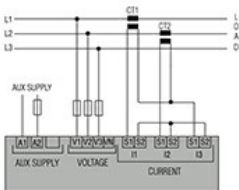
Two-phase



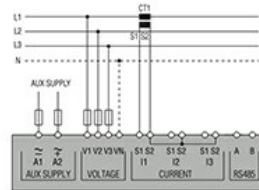
Three-phase with or without neutral



Three-phase without neutral in ARON connection



Balanced 3-phase connection with or without neutral



CODE	AUX SUPPLY
DMG100-110-200-210-300	100...240VAC 110...250VDC
DMG6...	100...440VAC 110...250VDC
DMG7000-7500-8000-9000	100...240VAC 110...250VDC

RS485 for DMG110 and DMG210



RS485 for DMG610



RS485 for DMG7500 and DMG9000



Certifications and compliance

Compliance

CSA 22.2 n°61010-1

IEC/EN 61000-6-2

IEC/EN 61000-6-3

IEC/EN 61010-1

IEC/EN 61010-2-030

UL61010-1

Certificates

cULus

EAC

GOST

RCM

ETIM classification

ETIM 8.0

EC002301 -
Multifunction
measuring
instrument