

2842528-3 ✓ ACTIVE

TE Internal #: 2842528-3

3 Position PCB Terminal Block, Plug, Wire-to-Board, 2.5 mm [.98 in]


Centerline, 1 Row, 180° Wire Entry Angle, 28 – 20 AWG, .08 – .52

mm² Wire, 150 VAC

[View on TE.com >](#)



Connectors > Terminal Blocks & Strips > PCB Terminal Blocks > Push-In PCB Terminal Blocks: Time Saving Connectors



Number of Positions: 3

Terminal Block Connector Type: Plug

Connector System: Wire-to-Board

Centerline (Pitch): 2.5 mm [.98 in]

Number of Rows: 1

[All Push-In PCB Terminal Blocks: Time Saving Connectors \(333\)](#)

Features

Termination Features

Termination Method to Wire & Cable	Push-in
------------------------------------	---------

Body Features

Primary Product Color	Green
-----------------------	-------

Product Orientation	Vertical
---------------------	----------

Lever Color	Orange
-------------	--------

Packaging Features

Packaging Method	Box
------------------	-----

Contact Features

Contact Underplating Material	Nickel
-------------------------------	--------

Contact Mating Area Plating Material	Tin
--------------------------------------	-----

Contact Base Material	Phosphor Bronze
-----------------------	-----------------

Contact Current Rating (Max)	4 A
------------------------------	-----

Housing Features



Housing Material	PA 66
Centerline (Pitch)	2.5 mm [.98 in]

Product Type Features

Wire Protection	Without
Terminal Block Connector Type	Plug
Connector System	Wire-to-Board
Connector & Contact Terminates To	Wire & Cable

Configuration Features

Wire Entry Location	Top
Number of Positions	3
Number of Rows	1
Wire Entry Angle	180°

Electrical Characteristics

Operating Voltage	150 VAC
-------------------	---------

Mechanical Attachment

Connector Mounting Type	Board Mount
-------------------------	-------------

Dimensions

Wire Size	28 – 20 AWG
-----------	-------------

Usage Conditions

Operating Temperature Range	-40 – 115 °C [-40 – 239 °F]
-----------------------------	-----------------------------

Operation/Application

Circuit Application	Power & Signal
---------------------	----------------

Other

EU RoHS Compliance	Compliant
--------------------	-----------

Product Compliance

[For compliance documentation, visit the product page on TE.com>](#)

EU RoHS Directive 2011/65/EU	Compliant
EU ELV Directive 2000/53/EC	Not Yet Reviewed
China RoHS 2 Directive MIIT Order No 32, 2016	No Restricted Materials Above Threshold
EU REACH Regulation (EC) No. 1907/2006	Current ECHA Candidate List: JUNE 2024 (241)



Candidate List Declared Against: JUNE 2024 (241)

Does not contain REACH SVHC

Halogen Content

BFR/CFR/PVC Free, but Br/Cl >900 ppm in other sources.

Solder Process Capability

Not applicable for solder process capability

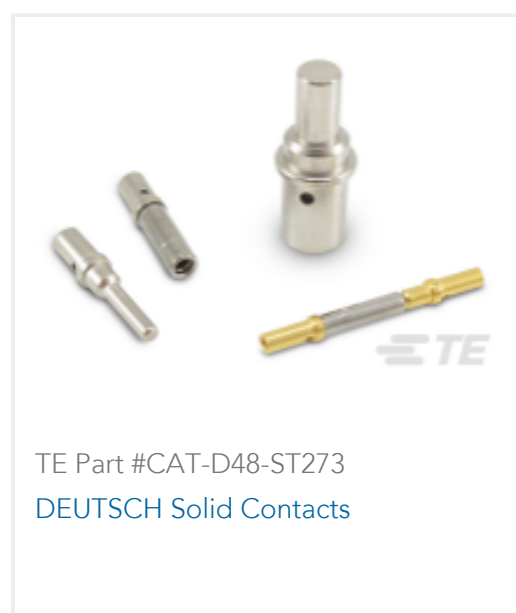
Product Compliance Disclaimer


This information is provided based on reasonable inquiry of our suppliers and represents our current actual knowledge based on the information they provided. This information is subject to change. The part numbers that TE has identified as EU RoHS compliant have a maximum concentration of 0.1% by weight in homogenous materials for lead, hexavalent chromium, mercury, PBB, PBDE, DBP, BBP, DEHP, DIBP, and 0.01% for cadmium, or qualify for an exemption to these limits as defined in the Annexes of Directive 2011/65/EU (RoHS2). Finished electrical and electronic equipment products will be CE marked as required by Directive 2011/65/EU. Components may not be CE marked. Additionally, the part numbers that TE has identified as EU ELV compliant have a maximum concentration of 0.1% by weight in homogenous materials for lead, hexavalent chromium, and mercury, and 0.01% for cadmium, or qualify for an exemption to these limits as defined in the Annexes of Directive 2000/53/EC (ELV). Regarding the REACH Regulations, TE's information on SVHC in articles for this part number is still based on the European Chemical Agency (ECHA) 'Guidance on requirements for substances in articles' (Version: 2, April 2011), applying the 0.1% weight on weight concentration threshold at the finished product level. TE is aware of the European Court of Justice ruling of September 10th, 2015 also known as O5A (Once An Article Always An Article) stating that, in case of 'complex object', the threshold for a SVHC must be applied to both the product as a whole and simultaneously to each of the articles forming part of its composition. TE has evaluated this ruling based on the new ECHA "Guidance on requirements for substances in articles" (June 2017, version 4.0) and will be updating its statements accordingly.

Compatible Parts



Customers Also Bought





Documents

Product Drawings

3P Spring TB Plug 2.50, GN

English

CAD Files

3D PDF

3D

Customer View Model

[ENG_CVM_CVM_2842528-3_1.3d_stp.zip](#)

English

Customer View Model

[ENG_CVM_CVM_2842528-3_1.2d_dxf.zip](#)

English

Customer View Model

[ENG_CVM_CVM_2842528-3_1.3d_igs.zip](#)

English

By downloading the CAD file I accept and agree to the [Terms and Conditions](#) of use.

Datasheets & Catalog Pages

PUSH-IN PCB Terminal Block Connectors

English

Product Specifications

Application Specification

English

Agency Approvals

UL

English