

GDB

5 mm x 20 mm Fast-acting glass tube fuses



Photo is representative

Product features

- Fast-acting, low breaking capacity
- Optional axial lead option available
- 5 mm x 20 mm physical size
- Glass tube with silver-plated (32 mA - 125mA) and nickel plated (160 mA - 10 A) brass endcaps
- Designed to IEC 60127-2/2 (160 mA - 10 A)

Applications

- Power supplies
- LED and general Lighting
- LED/LCD televisions
- Appliances and white goods
- Desktops
- Test equipment
- Set top boxes
- Battery chargers
- Printers and peripherals

Environmental compliance



- Halogen free for values above 160 mA

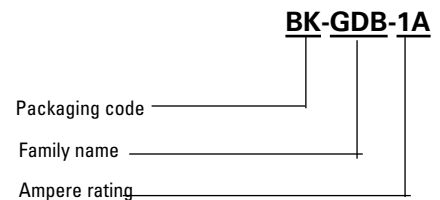
Agency information

- cURus recognized: File E19180, Guide JDYX2, JDYX8
- VDE Approval: File 40014109

Note: Philippines manufactured parts have cURus approvals only



Ordering part number



The ordering code is the part number replacing the " " with a "-"

Packaging prefix

- **BLANK:** 5 pieces in tin case
- **BK-:** 100 pieces in carton.
- **BK1-:** 1,000 pieces in polybag.



Powering Business Worldwide

Electrical characteristics

Amp rating	1.5 In min	2.1 In max	2.75 In min	max	4.0 In min	max	10 In max
32 mA - 100 mA	60 minutes	30 minutes	10 ms	500 ms	3 ms	100 ms	20 ms
125 mA - 6.3 A	60 minutes	30 minutes	50 ms	2 s	10 ms	300 ms	20 ms
8 A - 10 A	30 minutes	30 minutes	50 ms	2 s	10 ms	400 ms	40 ms

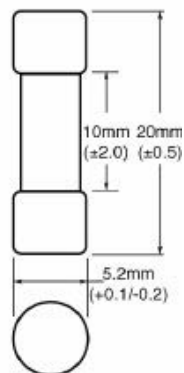
Product specifications

Part number	Current rating (A)	Voltage rating (Vac)	Interrupting rating (A) at rated voltage (50 Hz) Vac	Typical DC cold resistance ¹ (Ohms)	Typical melting ² I ² t (A ² sec)	Maximum voltage drop ³ (mV)	Agency approval	
							cURus	VDE
GDB-32mA	0.032	250	35	290	0.00002	13000		
GDB-40mA	0.04	250	35	210	0.00006	11500		
GDB-50mA	0.05	250	35	150	0.0001	10500		
GDB-63mA	0.063	250	35	113	0.0002	9800		
GDB-80mA	0.08	250	35	22	0.0008	3000		
GDB-100mA	0.10	250	35	18	0.0013	2800		
GDB-125mA	0.125	250	35	11	0.0034	2200		
GDB-160mA	0.16	250	35	8.5	0.008	2000	X	X
GDB-200mA	0.20	250	35	6.6	0.016	1700	X	X
GDB-250mA	0.25	250	35	4.32	0.28	1400	X	X
GDB-315mA	0.315	250	35	3.0	0.58	1300	X	X
GDB-400mA	0.40	250	35	1.95	0.18	1100	X	X
GDB-500mA	0.50	250	35	0.26	0.18	220	X	X
GDB-630mA	0.63	250	35	0.20	0.35	220	X	X
GDB-800mA	0.80	250	35	0.14	0.67	190	X	X
GDB-1A	1.0	250	35	0.118	0.8	200	X	X
GDB-1.25A	1.25	250	35	0.083	1.1	200	X	X
GDB-1.6A	1.6	250	35	0.058	2.1	190	X	X
GDB-2A	2.0	250	35	0.043	5.5	150	X	X
GDB-2.5A	2.5	250	35	0.032	7.9	150	X	X
GDB-3.15A	3.15	250	35	0.023	16.9	130	X	X
GDB-4A	4.0	250	40	0.021	22	130	X	X
GDB-5A	5.0	250	50	0.014	42	120	X	X
GDB-6.3A	6.3	250	63	0.010	69	120	X	X
GDB-8A	8.0	250	80	0.0095	102	120	X	X
GDB-10A	10	250	100	0.008	111	120	X	X

1. DC cold resistance measured at <10% of rated current
2. Typical melting I²t was measured at listed interrupting rating and rated voltage
3. Maximum voltage drop was measured at +20 °C ambient temperature at rated current

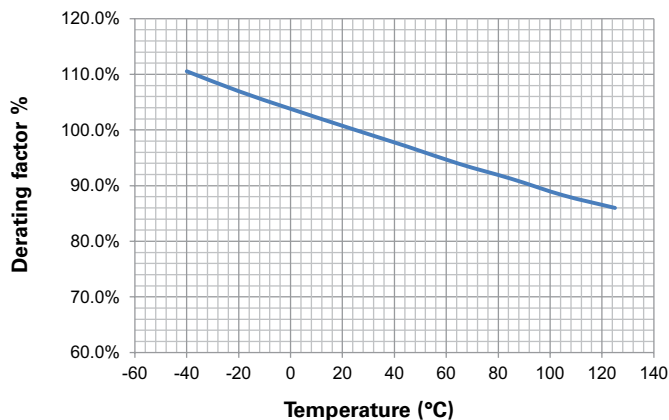
Dimensions- mm

Drawing not to scale

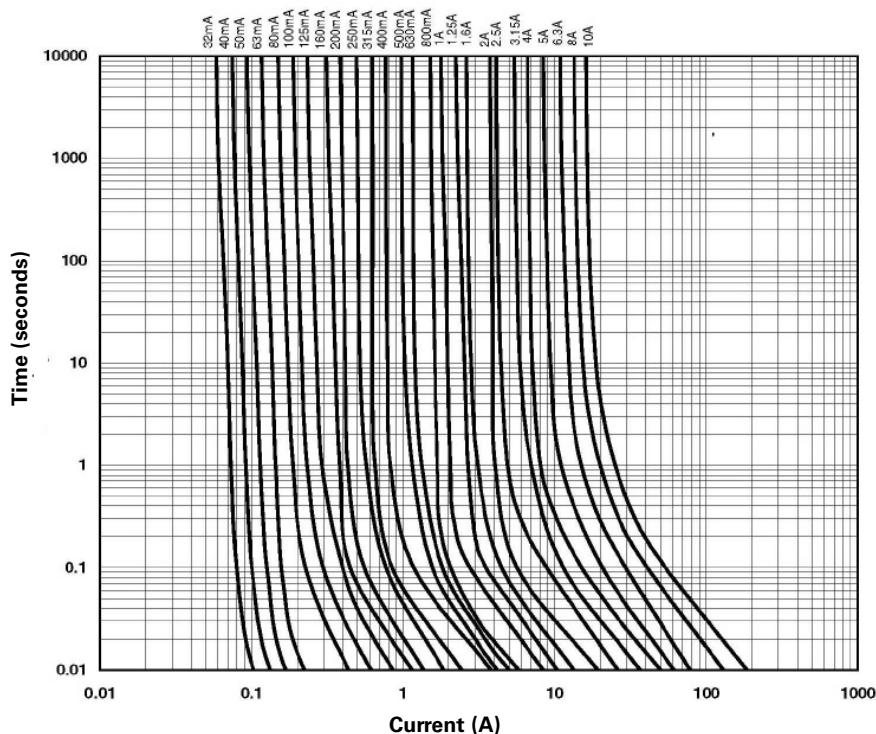


Temperature derating curve

Operating temperature: -40 °C to +125 °C with proper correction factor applied



Time vs. current curve



Life Support Policy: Eaton does not authorize the use of any of its products for use in life support devices or systems without the express written approval of an officer of the Company. Life support systems are devices which support or sustain life, and whose failure to perform, when properly used in accordance with instructions for use provided in the labeling, can be reasonably expected to result in significant injury to the user.

Eaton reserves the right, without notice, to change design or construction of any products and to discontinue or limit distribution of any products. Eaton also reserves the right to change or update, without notice, any technical information contained in this bulletin.

Eaton
Electronics Division
1000 Eaton Boulevard
Cleveland, OH 44122
United States
Eaton.com/electronics



© 2026 Eaton
All Rights Reserved
Printed in USA
Publication No. 2015 PCN26016, PCN25035
Published April 2026

Eaton is a registered trademark.
All other trademarks are property of their respective owners.

Follow us on social media to get the latest product and support information.

