



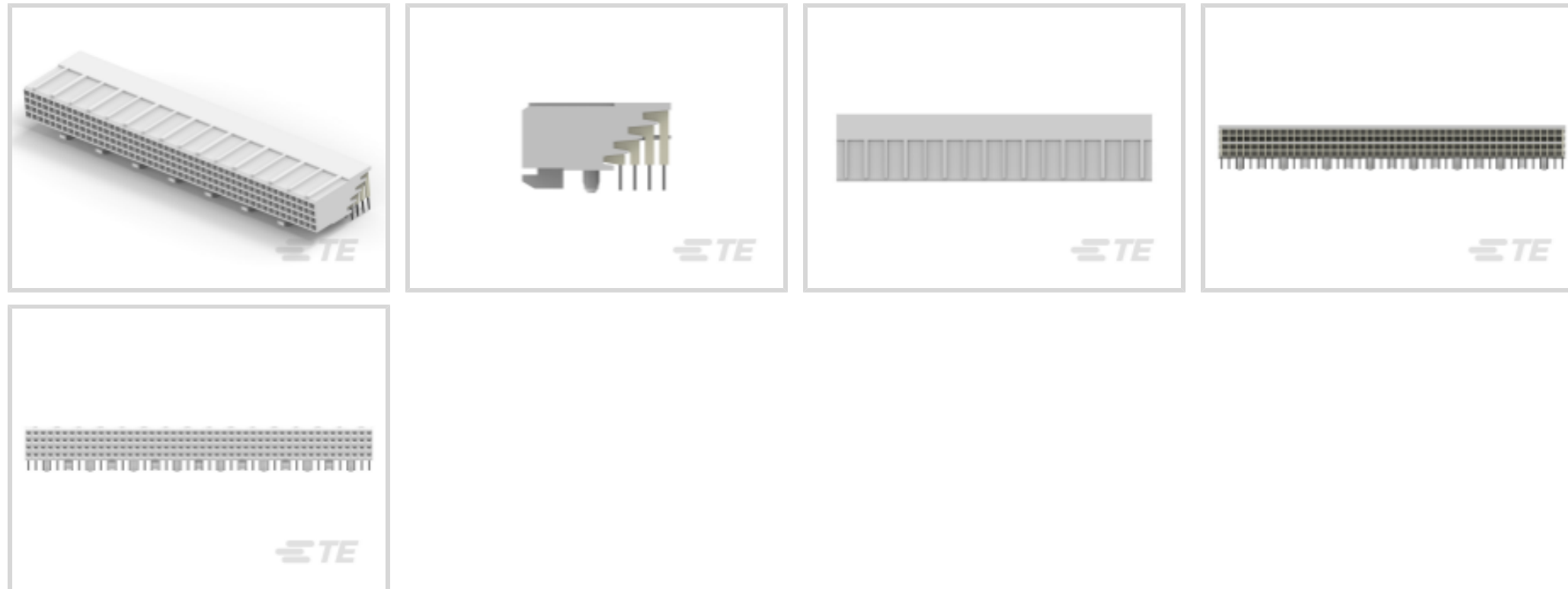
Z-PACK | Z-PACK Future Bus+

TE Internal #: 5536507-4

192 Position Backplane Connector Housing, Board-to-Board, 4 Row, 48 Column, Housing for Female Terminals, Sealable, Z-PACK Future Bus+

[View on TE.com >](#)

Connectors > PCB Connectors > Backplane Connectors > Backplane Connector Housings



Number of Positions: **192**

Connector System: **Board-to-Board**

Row-to-Row Spacing: **2 mm**

Number of Rows: **4**

Number of Columns: **48**

Features

Product Type Features

Connector System	Board-to-Board
Connector & Housing Type	Housing for Female Terminals
Sealable	Yes
Connector & Contact Terminates To	Printed Circuit Board

Configuration Features

Number of Positions	192
Number of Rows	4
Number of Columns	48

Contact Features

Contact Current Rating (Max)	1 A
------------------------------	-----

Mechanical Attachment

Connector Mounting Type	Board Mount
-------------------------	-------------

Housing Features

--	--



Centerline (Pitch)	2 mm
--------------------	------

Dimensions

Row-to-Row Spacing	2 mm
--------------------	------

Usage Conditions

Operating Temperature Range	-67 – 257 °C[-67 – 257 °F]
-----------------------------	----------------------------

Operation/Application

Circuit Application	Signal
---------------------	--------

Product Compliance


[For compliance documentation, visit the product page on TE.com>](#)

EU RoHS Directive 2011/65/EU	Compliant
EU ELV Directive 2000/53/EC	Compliant
China RoHS 2 Directive MIIT Order No 32, 2016	No Restricted Materials Above Threshold
EU REACH Regulation (EC) No. 1907/2006	Current ECHA Candidate List: JUNE 2024 (241) Candidate List Declared Against: JUNE 2024 (241) Does not contain REACH SVHC
Halogen Content	Low Halogen - Br, Cl, F, I < 900 ppm per homogenous material. Also BFR/CFR/PVC Free
Solder Process Capability	Pin-in-Paste capable to 260°C


Product Compliance Disclaimer

This information is provided based on reasonable inquiry of our suppliers and represents our current actual knowledge based on the information they provided. This information is subject to change. The part numbers that TE has identified as EU RoHS compliant have a maximum concentration of 0.1% by weight in homogenous materials for lead, hexavalent chromium, mercury, PBB, PBDE, DBP, BBP, DEHP, DIBP, and 0.01% for cadmium, or qualify for an exemption to these limits as defined in the Annexes of Directive 2011/65/EU (RoHS2). Finished electrical and electronic equipment products will be CE marked as required by Directive 2011/65/EU. Components may not be CE marked. Additionally, the part numbers that TE has identified as EU ELV compliant have a maximum concentration of 0.1% by weight in homogenous materials for lead, hexavalent chromium, and mercury, and 0.01% for cadmium, or qualify for an exemption to these limits as defined in the Annexes of Directive 2000/53/EC (ELV). Regarding the REACH Regulation, the information TE provides on SVHC in articles for this part number is based on the latest European Chemicals Agency (ECHA) 'Guidance on requirements for substances in articles' posted at this URL: <https://echa.europa.eu/guidance-documents/guidance-on-reach>


Compatible Parts




TE Part # 5536536-4
2MMFB,ASY,192,SIG,HDR,SL,3.20




TE Part # 536501-4
2MM FB,ASY,192,SIG,HDR,SL,4.25



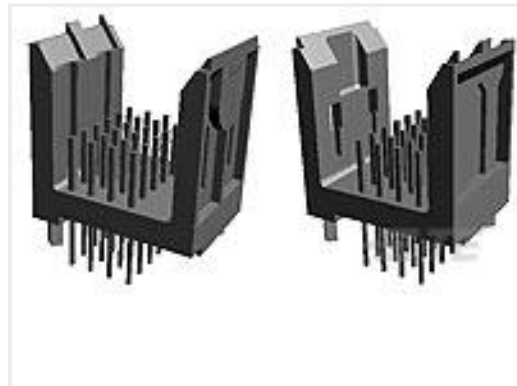
TE Part # 5536513-4
2MM FB,SIG,PIN,ASY,192,4.25




TE Part # 5536514-4
2MMFB,ASY,192,SIG,HDR,EN,4.25



TE Part # 5536501-4
2MM FB,ASY,192,SIG,HDR,SL,4.25




TE Part # 536536-4
2MMFB,ASY,192,SIG,HDR,SL,3.20




TE Part # 5536504-4
2MM FB,ASY,192,SIG,HDR,EN,6.50


Also in the Series | Z-PACK Future Bus+




Backplane Connector Housings(19)



Board-to-Board Headers & Receptacles(14)



Hard Metric Backplane Connectors(1)



PCB Headers & Receptacles(14)



Rectangular Power Connectors(14)

Customers Also Bought



TE Part #1880982003
RAYRIM-NR7-0-STK



TE Part #50845-2
TERM, STRAT, PIDG, PTFE, R, 12-10, 10




TE Part #8-1879208-1
CPF 0402 22K 0.1% 25PPM 1K RL




TE Part #2176230-3
3522 1R2 5% 3W



TE Part #1977830-2
DIP SWITCH GDH04SA04



TE Part #3-640621-6
06P MTA100 CONN ASSY F/T NATL



TE Part #281786-6
PLUG HE14 IDC 180 6 P AWG 28-26



TE Part #7-1879021-7
SMW3 150R 5%



TE Part #5-146130-3
08 MODII HDR DRST SFMNT B/A LF



TE Part #2007194-1
SFP+ 1x1 Cage Assembly, PCI, Solder Tail

Documents

Product Drawings

[2MM FB,ASY,192,SIG,REC,SL,2.73](#)

English

CAD Files

Customer View Model

[ENG_CVM_CVM_5536507-4_O.2d_dxf.zip](#)

English

[3D PDF](#)

3D

Customer View Model

[ENG_CVM_CVM_5536507-4_O.3d_igs.zip](#)

English

Customer View Model

[ENG_CVM_CVM_5536507-4_O.3d_stp.zip](#)

English

By downloading the CAD file I accept and agree to the [Terms and Conditions](#) of use.

Product Specifications

[Application Specification](#)

English

Agency Approvals

[UL Report](#)

English