


RAC20NE-K/277 Series \diamond AC/DC Power Supply

20W \diamond Input: 100V-277VAC

FEATURES

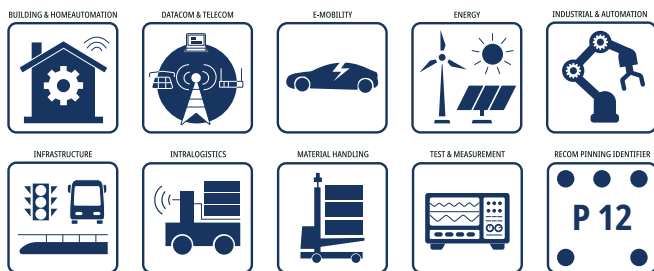
- 80-305VAC wide input range
- Full load power ratings to 60°C
- EN55032 “B”: O/P either floating or referenced to GND
- Surge immunity 2kVAC: L-N &; 4kV against FE
- OVC III over voltage category up to 3000m
- OCP: hiccup auto recovery or CV/CC regulated
- Boost power 23W (specific models)
- High efficiency
- 3 year warranty



THT: 52.5 x 27.4 x 23.0mm (2.07 x 1.07 x 0.9 inch)
60g (0.13lbs)

Open frame: 80.0 x 23.8 x 22.5mm (3.14 x 0.93 x 0.88 inch)
33g (0.07lbs)

APPLICATIONS



SAFETY & EMC



DESCRIPTION

RAC20NE-K open frame or encapsulated solder mount built in power supplies are optimized for the requirements of new energy applications such as energy management, monitoring or actuator operation. These compact AC/DC modules meet increased requirements in terms of ambient temperatures, high immunity levels against transients, adopted insulation barriers, EMC interference freedom with secondary ground connection and low power loss in full load operation as well as in standby and sleep mode. For the supply of universal input voltages of 100 to 277 VAC, the modules are available in various versions according to worldwide industrial, household and safety transformer standards at operating altitudes of up to 5000 m or up to 3000 m under OVC III approved. High effective power density and industry standard P12 pinning on a 1"x2" footprint fits in space critical cubature.

SELECTION GUIDE (CONSTANT VOLTAGE OPERATION)

Part Number	Input Voltage	Output Voltage [VDC]	Output Current nom. [mA]	Boost Current max. (1) [mA]	Efficiency (2) typ. [%]	Output Power continuous [W]
	Range [VAC]					
RAC20NE-12SK/277	85-305	12	1667	1916	87	20
RAC20NE-24SK/277	85-305	24	833	958	87	20
RAC20NE-36SK/277	85-305	36	555	638	88	20

SELECTION GUIDE (CONSTANT CURRENT OPERATION)

Part Number	Input Voltage	Output Voltage [VDC]	Output Current rated [mA]	Efficiency (2) typ. [%]	Output Power continuous [W]
	Range [VAC]				
RAC20NE-12SK/277/CC	85-305	12	1667	87	20
RAC20NE-24SK/277/CC	85-305	24	833	87	20

Note1: Refer to „Boost Power Duty Cycle“ (except “/277/OF” Version)

Note2: Efficiency is tested at 230VAC and full load at +25°C ambient.

RAC20NE-K/277 Series \diamond AC/DC Power Supply

20W \diamond Input: 100V-277VAC

Model Numbering



Note3: without suffix= standard constant voltage operation
 add suffix "/CC" for constant current operation
 add suffix "/OF" for open frame version

ORDERING INFORMATION

Model	Output Voltage	Package Type		
		THT-solder mount		Open Frame "/OF"
		2.1" x 1.1"		3.1" x 0.9"
		"/277"	"/277/CC"	"/277/OF"
RAC20NE-12SK/277	12VDC	y	y	y
RAC20NE-24SK/277	24VDC	y	y	y
RAC20NE-36SK/277	36VDC	y	N/A	N/A

y= standard portfolio; N/A= not available

BASIC CHARACTERISTICS (measured @ T_{AMB}= 25°C, nom. V_{IN}, full load and after warm-up unless otherwise stated)

Parameter	Condition	Min.	Typ.	Max.
Nominal Input Voltage	50/60Hz	100VAC		277VAC
Operating Range ⁽⁴⁾	47-63Hz	85VAC		305VAC
Input Current	115VAC		350mA	450mA
	230VAC		250mA	450mA
	277VAC		200mA	450mA
Inrush Current	cold start at 25°C	115/230VAC		20A
		277VAC		50A
No Load Power Consumption	115/230/277VAC		50mW	100mW
Ecodesign Standby Mode Use (Available output power for stated input power)	P _{IN} = 0.5W	0.34W		
	P _{IN} = 1.0W	0.74W		
	P _{IN} = 2.0W	1.6W		
Input Frequency Range	AC Input	47Hz		63Hz
Minimum Load		0%		
Power Factor	115VAC		0.6	
	230VAC		0.5	
	277VAC		0.4	
Start-up time				150ms
Rise time		40ms		
Hold-up time	230VAC	30ms		
	277VAC	50ms		
Internal Operating Frequency				150kHz
Output Ripple and Noise ⁽⁵⁾	20MHz BW			1% V _{out}

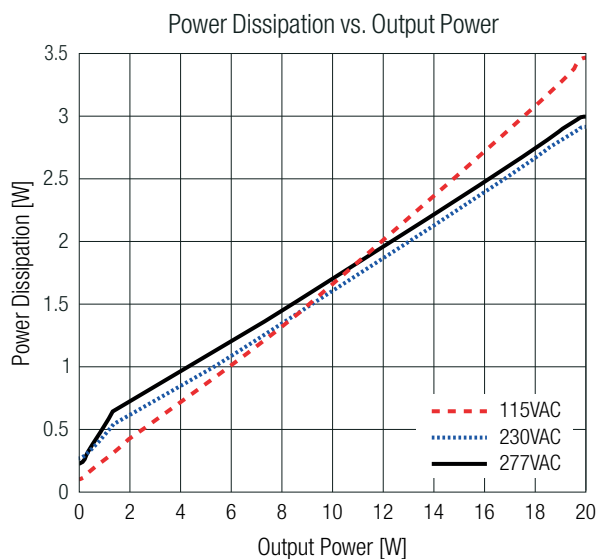
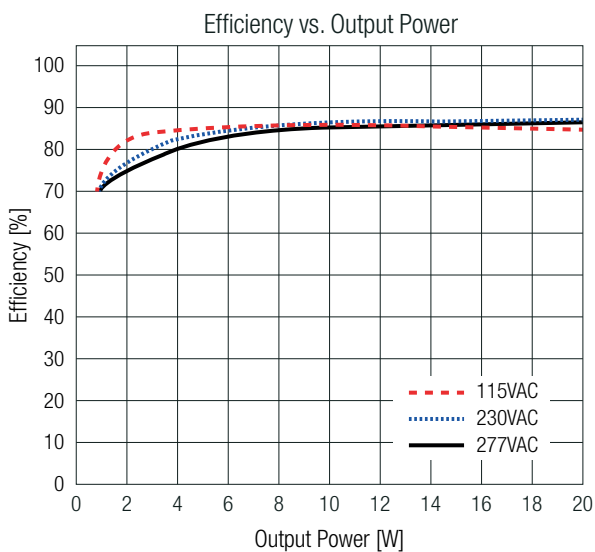
Note4: The products were submitted to all safety files at AC-operation. (90-305VAC)

Note5: Measurements are made with a 0.1µF MLCC & 10µF E-cap in parallel across output (low ESR)

The test setup can have an impact on ripple noise values (placement of scope probe, capacitors, it's specifications, wires, PCB tracks, distances, etc.)

BASIC CHARACTERISTICS (measured @ $T_{AMB} = 25^{\circ}\text{C}$, nom. V_{IN} , full load and after warm-up unless otherwise stated)

Valid for all Models

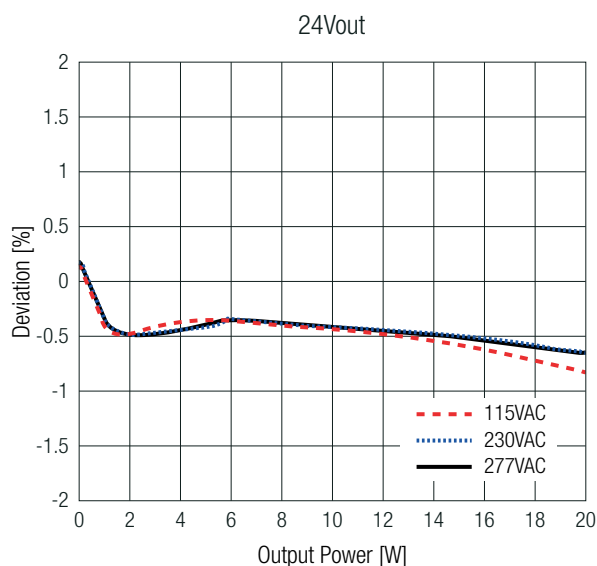
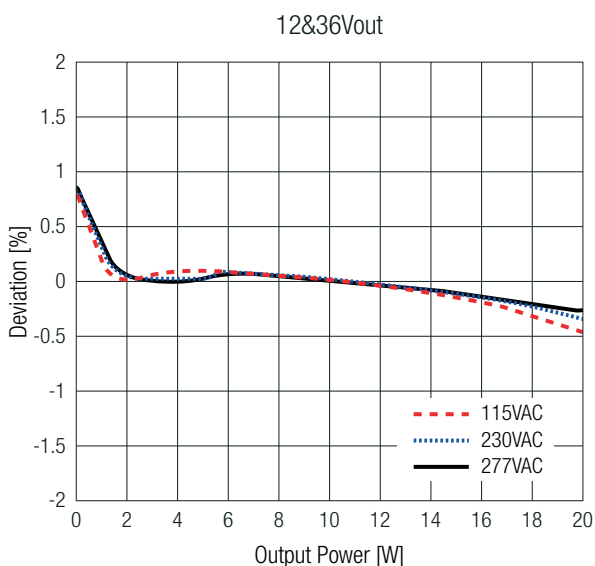


REGULATIONS (measured @ $T_{AMB} = 25^{\circ}\text{C}$, nom. V_{IN} , full load and after warm-up unless otherwise stated)

Parameter	Condition	Value
Output Accuracy		$\pm 2.0\%$ max.
Line Regulation	low line to high line, full load	$\pm 1.0\%$ max.
Load Regulation ⁽⁶⁾	10% to 100% load	2.0% max.
Transient Response	25% load step change	4.0% max.
Recovery Time		500 μs max.

Note6: Operation below 10% load will not harm the converter, but specifications may not be met

Deviation vs. Load

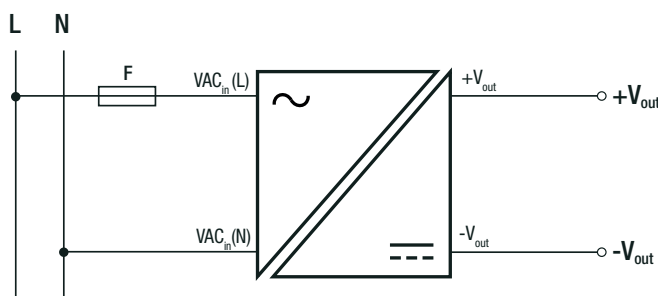


PROTECTIONS (measured @ $T_{AMB} = 25^{\circ}\text{C}$, nom. V_{IN} , full load and after warm-up unless otherwise stated)

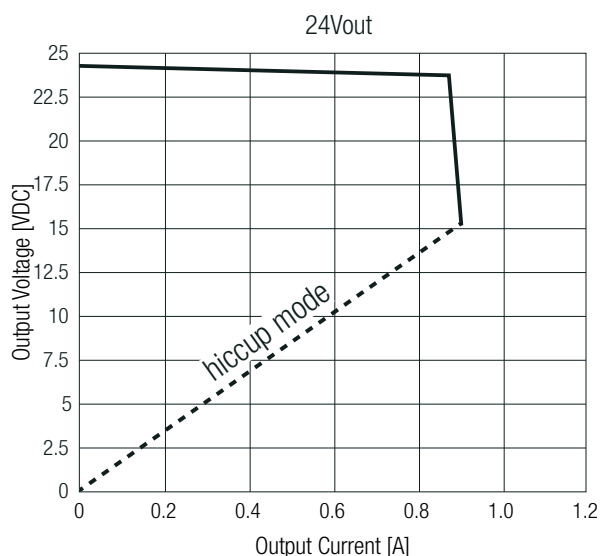
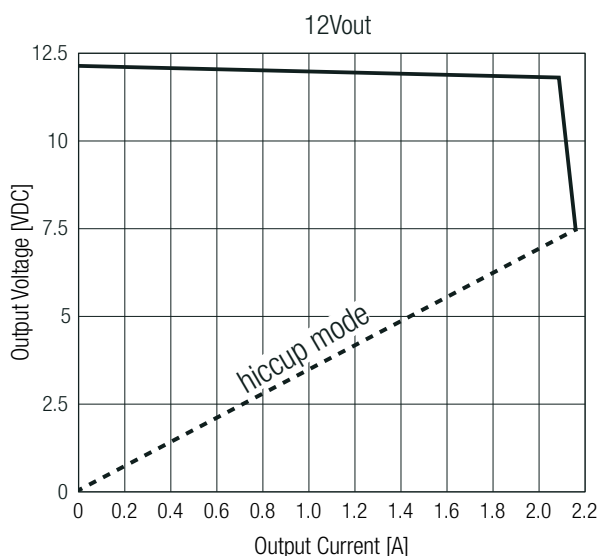
Parameter	Type		Value
Input Fuse ⁽⁷⁾	"/277" and "/277/CC"		no internal fuse
	internal	"/277/OF"	T3.15A, slow blow type
Short Circuit Protection (SCP)			hiccup mode; auto recovery
Over Current Protection (OCP)	"/277" and "/277/OF"		120% - 150%, hiccup mode
	"/277/CC"; refer to „Output Voltage vs. Output Current“		constant current limitation until hiccup mode
Over Voltage Protection (OVP)	"/277", "/277/CC" and "/277/OF"		120% - 180%, latch off mode
Over Voltage Category (OVC)	"/277" and "/277/CC"		OVC III (5000m)
	"/277/OF"		OVC III (3000m)
	"/277", "/277/CC" and "/277/OF"		OVC II (5000m)
DC ON LED	only "/277/OF"		green light, output voltage present
Class of Equipment			Class II
Isolation Voltage	I/P to O/P	1 minute	according to 61558
			according to 62368-1
Insulation Grade	I/P to O/P		reinforced

Note7: Refer to local safety regulations if input over-current protection is also required

Protection Circuit for „/277“ and „/277/CC“ Versions



Output Voltage vs. Output Current for „/277/CC“ Versions



RAC20NE-K/277 Series \diamond AC/DC Power Supply

20W \diamond Input: 100V-277VAC

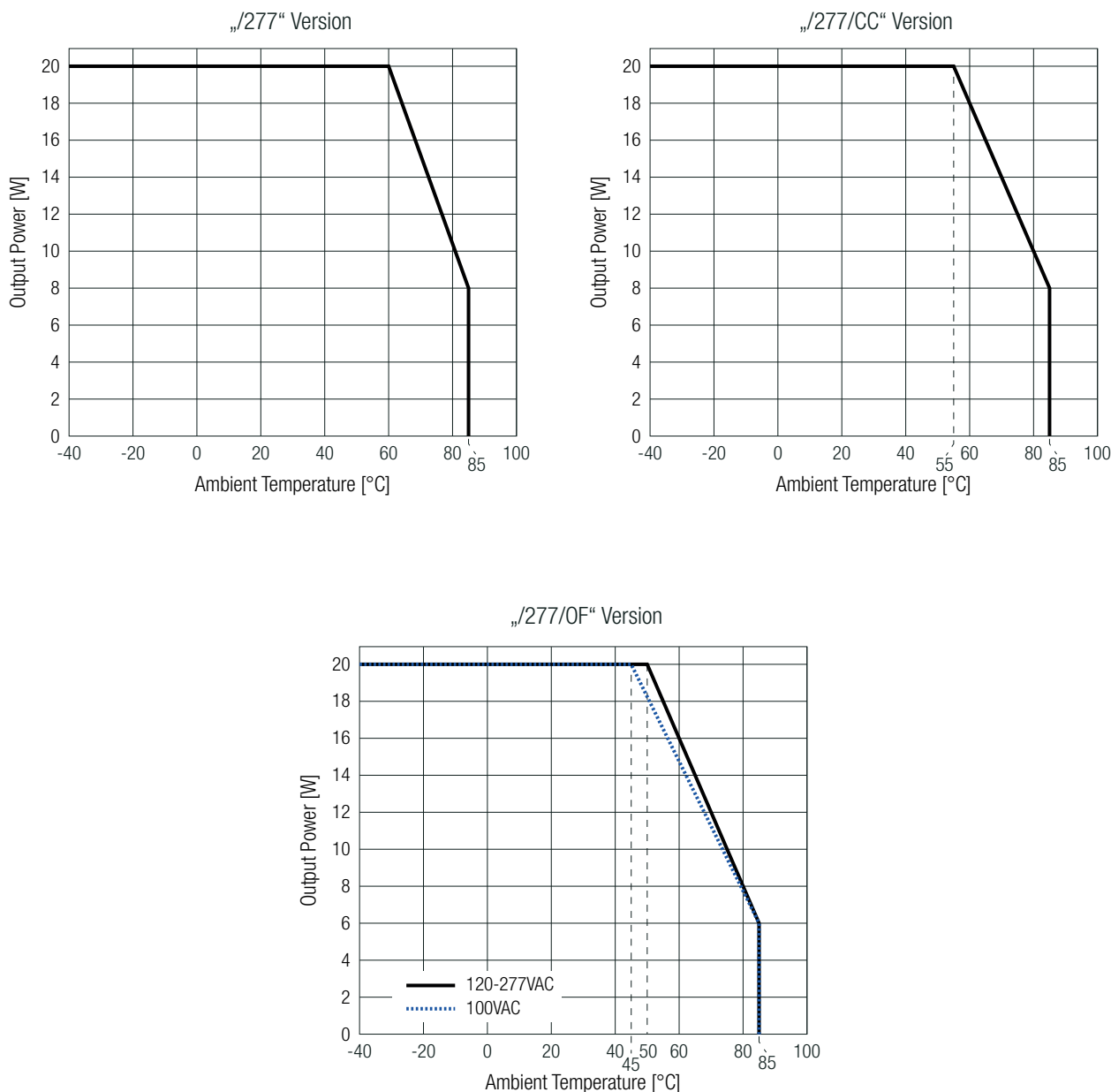
ENVIRONMENTAL (measured @ $T_{AMB} = 25^{\circ}\text{C}$, nom. V_{IN} , full load and after warm-up unless otherwise stated)

Parameter	Condition		Value
Operating Ambient Temperature Range	@ natural convection (0.1m/s)	refer to „Derating Graph“	-40°C to +85°C
Maximum Case Temperature	„/277“ and „/277/CC“		+95°C
Temperature Coefficient			$\pm 0.05\%/K$
Operating Altitude ⁽⁸⁾	„/277“ and „/277/CC“		5000m (OVC III)
	„/277/OF“		3000m (OVC III)
	„/277“, „/277/CC“ and „/277/OF“		5000m (OVC II)
Operating Humidity			95% RH max.
Pollution Degree			PD2
MTBF	according to MIL-HDBK-217, G.B.	$T_{AMB} = +25^{\circ}\text{C}$	1190×10^3 hours
Design Lifetime	full load	$T_{AMB} = +25^{\circ}\text{C}$	130×10^3 hours

Note8: Recognized by safety agency for safe operation up to 5000m. High altitude operation may impact the performance and lifetime. Please contact RECOM tech support for advice

Derating Graph

(@ Chamber and natural convection 0.1m/s)



BOOST POWER DUTY CYCLE (EXCEPT "/>

P_{rated} = refer to „Derating Graph“ [W]

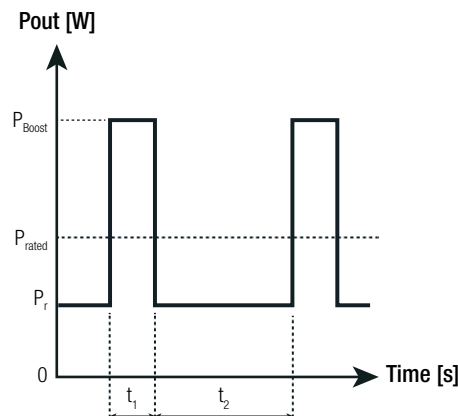
P_{Boost} = Boost power ($\leq 23W$) [W]

P_r = recovery output power [W]

t_1 = Boost time set (20s max.) [s]

t_2 = recovery time (min. $2 \times t_1$) [s]

$$P_r = \frac{P_{rated} \times (t_1 + t_2) - (P_{Boost} \times t_1)}{t_2}$$



Practical Example (RAC20NE-12SK/277):

Take the RAC20NE-12SK/277 at 230VAC input Voltage and full load at $T_{AMB} = 80^\circ C$, with natural convection.

$P_{rated} = 10W$

$P_{Boost} = 23W$

$t_1 = 20s$

$t_2 = 50s$

$$P_r = \frac{10W \times (20s + 50s) - (23W \times 20s)}{50s} = \underline{4.8W}$$

SAFETY & CERTIFICATIONS

Certificate Type (Safety)	Report Number	Standard
Audio/Video, information and communication technology equipment - Part1: Safety requirements 3rd Edition	E491408-A6034-UL	UL62368-1:2019 3rd Edition
		CAN/CSA-C22.2 No. 62368-1-19 3rd Edition
Audio/Video, information and communication technology equipment - Part1: Safety requirements 3rd Edition	240408022	IEC62368-1:2018 3rd Edition
		EN IEC 62368-1:2020+A11:2020
Audio/Video, information and communication technology equipment - Part1: Safety requirements 3rd Edition	085-240223001-000	IEC62368-1:2018 3rd Edition
		EN IEC 62368-1:2020+A11:2020
Audio/Video, information and communication technology equipment - Part1: Safety requirements 3rd Edition	085-240223401-000	IEC62368-1:2018 3rd Edition
		EN IEC 62368-1:2020+A11:2020
Household and similar electrical appliances – Safety – Part 1: General requirements	64.110.24.02233.01	IEC60335-1:2010 + C1:2016 5th Edition
		EN60335-1:2012 + A15:2021
Measurement methods for electromagnetic fields of household appliances and similar apparatus with regard to human exposure	64.110.24.02233.01	EN62233:2008
Safety of power transformers, power supplies, reactors and similar products for supply voltages up to 1100 V 3rd Edition	085-240223101-000	IEC61558-1:2017 3rd Edition
		EN IEC 61558-1:2019
Safety of power transformers, power supplies, reactors and similar products for supply voltages up to 1100 V Part 2: Particular requirements	085-240223101-000	IEC61558-2-16:2009+A1:2013 1st Edition
		EN61558-2-16:2009+A1:2013
Lamp controlgear Part 1: General and safety requirements	085-240223201-000	IEC61347-1:2015+A1:2017 3rd Edition
		EN61347-1:2015+A1:2021
Lamp controlgear Part 2-13: Particular requirements for d.c. or a.c. supplied electronic controlgear for LED modules	085-240223201-000	IEC61347-2-13:2014+A1:2016 2nd Edition
		EN61347-2-13:2014+A1:2017

SAFETY & CERTIFICATIONS

EMC Compliance according to EN IEC61204-3	Condition	Standard / Criterion
Low voltage power supplies, d.c. output Part 3: Electromagnetic compatibility (EMC)		EN IEC 61204-3:2018
ESD Electrostatic discharge immunity test	Air: $\pm 2, 4, 8$ kV for "/277", "/277/CC" and "/277/OF" Contact: ± 6 kV for "/277" and "/277/CC" Contact: ± 4 kV for "/277/OF"	IEC61000-4-2:2008, Criteria A EN61000-4-2:2009, Criteria A
Radiated, radio-frequency, electromagnetic field immunity test	10V/m (80-1000MHz), 3V/m (1400-2000MHz), 1V/m (2000-2700MHz)	IEC/EN61000-4-3:2006 + A2:2010 Criteria A
Fast Transient and Burst Immunity	L, N, L-N ± 2 kV for 24V and 36Vout versions	IEC/EN61000-4-4:2012, Criteria A
	L, N, L-N ± 2 kV for 12Vout versions	IEC/EN61000-4-4:2012, Criteria B
	L, N, L-N ± 4 kV for all versions	
Surge Immunity ⁹⁾	L-N: 0.5, 1kV; for all versions; only mode 1	IEC/EN61000-4-5:2014 + A1:2017, Criteria A
	L-N: 2kV; for all versions; only mode 1	IEC/EN61000-4-5:2014 + A1:2017, Criteria B
	L-PE, N-PE: 1, 2kV; for all versions; only mode 1	IEC/EN61000-4-5:2014 + A1:2017, Criteria A
	L-PE: 4kV; for all versions; only with mode 2	IEC/EN61000-4-5:2014 + A1:2017, Criteria B
	N-PE: 4kV; for all versions; only with mode 2	IEC/EN61000-4-5:2014 + A1:2017, Criteria A
Immunity to conducted disturbances, induced by radio-frequency fields	10Vrms (0.15-80MHz)	IEC61000-4-6:2013, Criteria A EN61000-4-6:2014, Criteria A
Power Magnetic Field Immunity	30A/m	IEC61000-4-8:2009 / EN61000-4-8:2010
Voltage Dips and Interruptions	Dips: 100% (0.5P, 1.0P), 60%, 30%, 20%	IEC/EN61000-4-11:2004+A1:2017, Criteria A
	Interruption: 100%	IEC/EN61000-4-11:2004+A1:2017, Criteria B
Limits of Voltage Fluctuations & Flicker		EN61000-3-3:2013+A1:2019
EMC Compliance according to EN55032	Condition	Standard / Criterion
Electromagnetic compatibility of multimedia equipment – Emission Requirements	O/P either floating or connected to GND	EN55032:2015+A11:2020

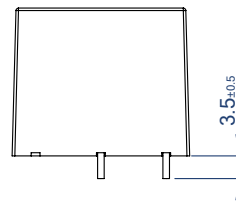


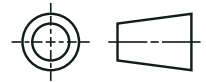
Note9: Mode1: O/P did not connect to GND
Mode2: O/P connected to GND

DIMENSION & PHYSICAL CHARACTERISTICS

Parameter	Type		Value
Materials	case/baseplate	except "/277/OF"	plastic, (UL94 V-0)
	potting	except "/277/OF"	silicone, (UL94 V-0)
	PCB	all versions	FR4, (UL94 V-0)
Dimension (LxWxH)	"/277" and "/277/CC"		52.5 x 27.4 x 23.0mm 2.07 x 1.07 x 0.9 inch
	"/277/OF"		80.0 x 23.8 x 22.5mm 3.14 x 0.93 x 0.88 inch
Weight	"/277" and "/277/CC"		60g typ. 0.13 lbs
	"/277/OF"		33g typ. 0.07 lbs

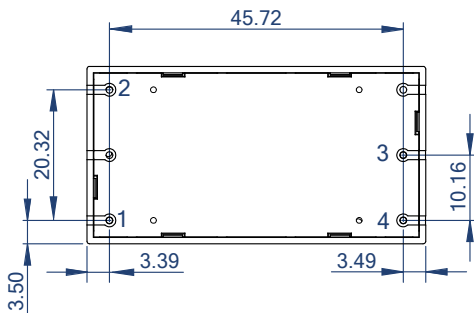
DIMENSION & PHYSICAL CHARACTERISTICS

Dimension Drawing “/277” & “/277/CC” (mm)

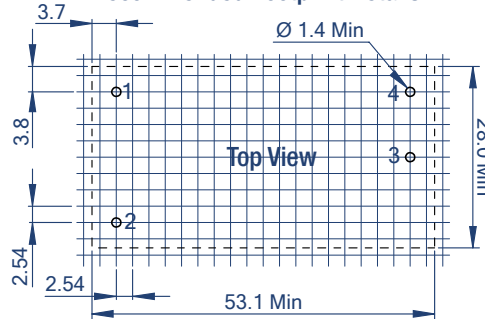


Pinning information [P12]

Pin #	Single
1	VAC in (N)
2	VAC in (L)
3	-Vout
4	+Vout

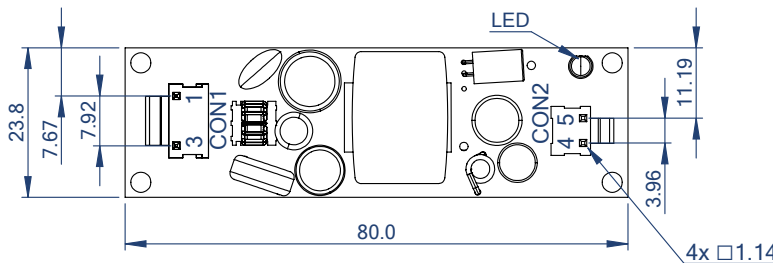


Recommended Footprint Details

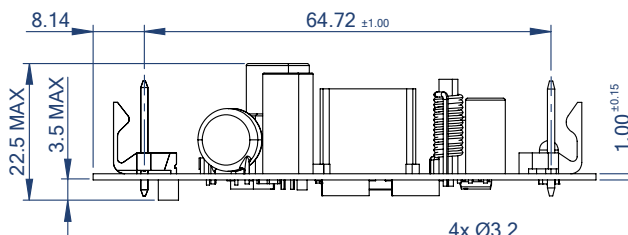
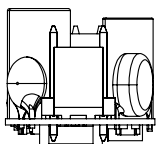


Tolerance: xx.x= ±0.5mm
xx.xx= ±0.25mm

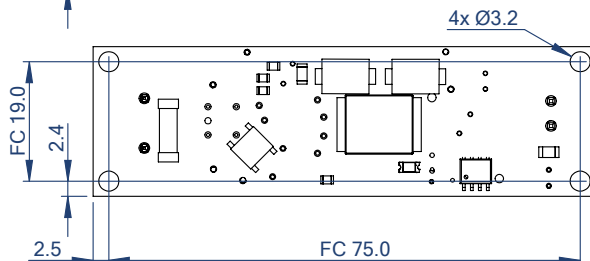
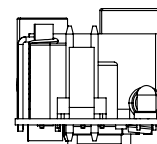
Dimension Drawing “/277/OF” Version (mm)



AC Input Side View



DC Input Side View



Connector Information

#	Function	Terminal
AC Input (CON1)		
1	VAC in (L)	3 Pins (Pin2 removed)
3	VAC in (N)	with 3.96mm pitch
DC Output Connector (CON2)		
4	+Vout	2 Pins
5	-Vout	with 3.96mm pitch

FC= fixing centers

Compatible Connector

Housing	Crimp Terminal
Molex 41695 Series or equivalent	Molex 2478 Series or equivalent

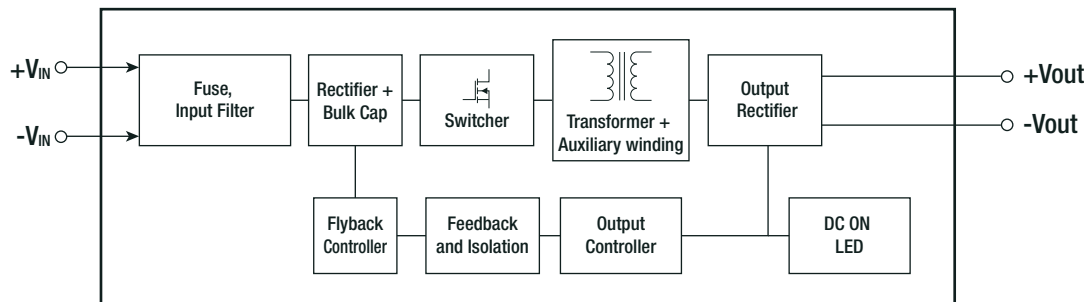
Tolerance: xx.x= ±0.5mm
xx.xx= ±0.25mm

RAC20NE-K/277 Series \diamond AC/DC Power Supply

20W \diamond Input: 100V-277VAC

BLOCK DIAGRAMM

“/277/OF” Version



PACKAGING INFORMATION

Parameter	Type		Value
Packaging Dimension (LxWxH)	“/277” & “/277/CC”	tube	490.0 x 56.0 x 40.0mm
	“/277/OF”	tray	365.0 x 210.0 x 46.0mm
Packaging Quantity	tube		15pcs
	tray		18pcs
Storage Temperature Range			-40°C to +90°C
Storage Humidity			95% RH max.

The product information and specifications may be subject to changes even without prior written notice. The product has been designed for various applications; its suitability lies in the responsibility of each customer. The products are not authorized for use in safety-critical applications without RECOM's explicit written consent. A safety-critical application is an application where a failure may reasonably be expected to endanger or cause loss of life, inflict bodily harm or damage property. The applicant shall indemnify and hold harmless RECOM, its affiliated companies and its representatives against any damage claims in connection with the unauthorized use of RECOM products in such safety-critical applications.