

RAC04NE-K/277 Series \diamond AC/DC Power Supply

4W \diamond Input: 100V-277VAC

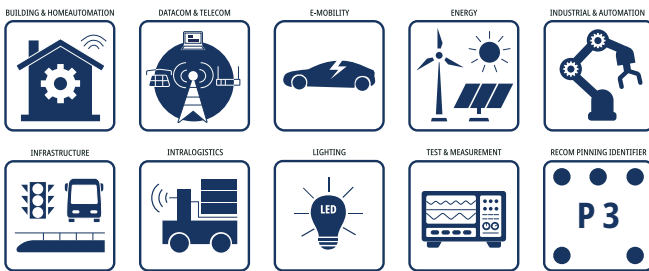
FEATURES

- 85-305VAC input with a full load up to +80°C
- Enhanced surge ratings of 2kV (L-N); 4kV (L-PE)
- OVC III overvoltage category up to 3000m altitude
- 6 watt boost power up to 20s
- Wired version with mounting tabs, IP65 rated
- EN55032 class B; floating or earth referenced
- 3 year warranty



THT-mount: 37.0 x 24.0 x 18.0mm (1.45 x 0.94 x 0.70 inch)
 Wired: 37.8 x 24.8 x 18.7mm (1.48 x 0.97 x 0.73 inch)

APPLICATIONS



SAFETY & EMC



DESCRIPTION

RAC04NE-K are exceptionally robust AC/DC modules for a maximum power range of 4 to 6 watts and have been specially designed for continuous operation under significantly expanded operating conditions. The full output power of 100% is available from -40°C to 80°C and also for all global single-phase AC networks or 100/115/200/230/277 VAC. OVC III is maintained up to 3000m operating altitude, or overvoltage category OVC II up to 5000m. The immunity to interference voltages is 2 kV (L-N); 4 kV (L-PE), which is significantly higher than usual for modules of this size. An integrated emission filter offers scope for system integration in accordance with EN55032 "B", also with load-side potential equalization of sensitive electronics or protection type PELV. In addition to the encapsulated print modules, a wired mechanical variant with mounting tabs and IP65 water resistance is available, which has also been approved according to IEC61347.

SELECTION GUIDE

Part Number	Input Voltage Range [VAC]	Output Voltage [VDC]	Output Current nom. [mA]	Boost Current max. ⁽¹⁾ [mA]	Efficiency ⁽²⁾ typ. [%]	Output Power continuous [W]
RAC04NE-05SK/277	85-305	5	800	1200	75	4
RAC04NE-09SK/277	85-305	9	440	666	78	4
RAC04NE-12SK/277	85-305	12	330	500	80	4
RAC04NE-15SK/277	85-305	15	267	400	81	4
RAC04NE-24SK/277	85-305	24	167	250	79	4

Note1: Refer to „Boost Power Duty Cycle“

Note2: Efficiency is tested at 230VAC and full load at +25°C ambient

RAC04NE-K/277 Series \diamond AC/DC Power Supply

4W \diamond Input: 100V-277VAC

MODEL NUMBERING



Note3: "/277" only= THT-solder mount, encapsulated, potted
add suffix "/W" for wired version, encapsulated, potted (except 9 & 15Vout)

ORDERING INFORMATION

Model	Output Voltage	Package Type	
		1.45" x 0.94" THT-solder mount "/277"	1.48" x 0.97" wired "/277/W"
RAC04NE-05SK	5VDC	y	y
RAC04NE-09SK	9VDC	y	on request
RAC04NE-12SK	12VDC	y	y
RAC04NE-15SK	15VDC	y	on request
RAC04NE-24SK	24VDC	y	y

y= standard portfolio; on request= MOQ may apply on project base

BASIC CHARACTERISTICS (measured @ $T_{AMB} = 25^{\circ}\text{C}$, nom. V_{IN} , full load and after warm-up unless otherwise stated)

Parameter	Condition	Min.	Typ.	Max.
Nominal Input Voltage	50/60Hz	100VAC		277VAC
Operating Range ⁽⁴⁾	47-63Hz	85VAC		305VAC
	DC	120VDC		430VDC
Input Current	115AC			90mA
	230VAC			50mA
	277VAC			45mA
Inrush Current	cold start at 25°C	115VAC		10A
		230VAC		20A
		277VAC		25A
No Load Power Consumption				75mW
Ecodesign Standby Mode Use (Available output power for stated input power)	$P_{IN} = 0.5\text{W}$	0.31W		
	$P_{IN} = 1.0\text{W}$	0.66W		
Input Frequency Range	AC Input	47Hz		63Hz
Minimum Load		0%		
Power Factor ⁽⁴⁾	115VAC		0.6	
	230VAC		0.47	
	277VAC		0.44	
Start-up time			15ms	
Rise time			10ms	
Hold-up time	115VAC		15ms	
	230VAC		80ms	
	277VAC		120ms	
Internal Operating Frequency		124kHz	132kHz	140kHz
Output Ripple and Noise ⁽⁵⁾	20MHz BW			1% of Vout

Note4: The products were submitted for safety files at AC-Input operation (90-305VAC).

Note5: Measurements are made with a 0.1 μF MLCC & 10 μF E-cap in parallel across output. (low ESR)

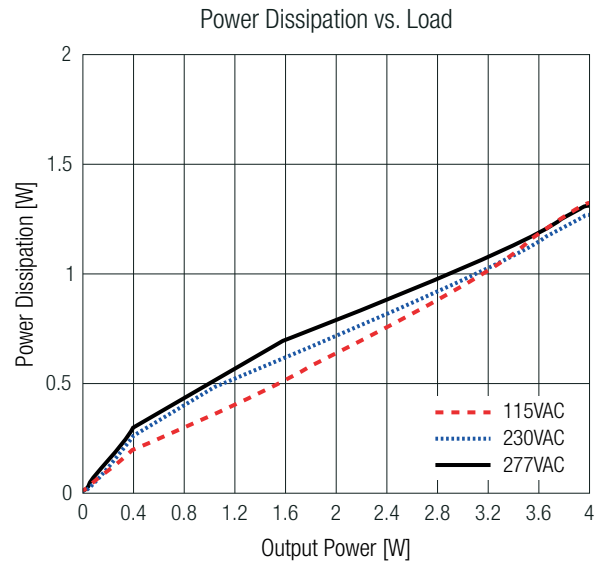
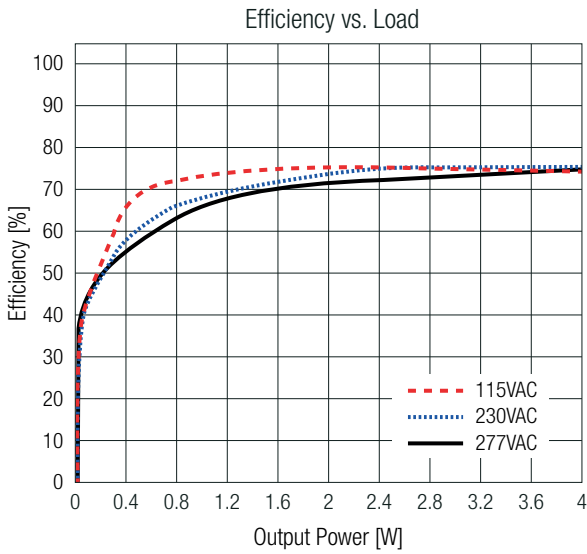
The test setup can have an impact on ripple noise values (placement of scope probe, capacitors, it's specifications, wires, PCB tracks, distances, etc.)

RAC04NE-K/277 Series \diamond AC/DC Power Supply

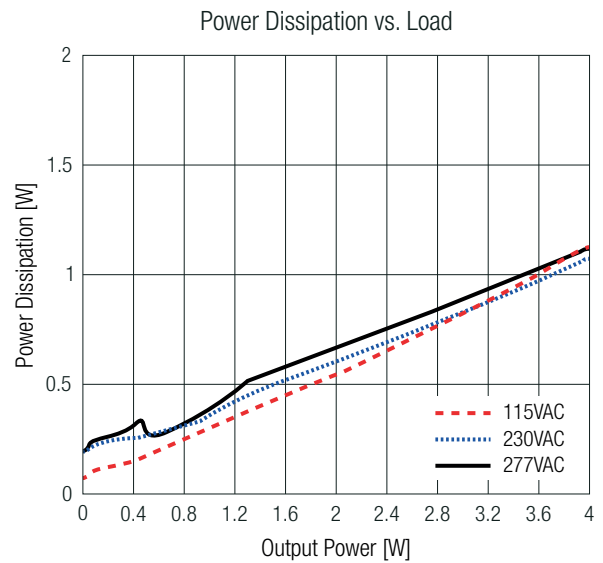
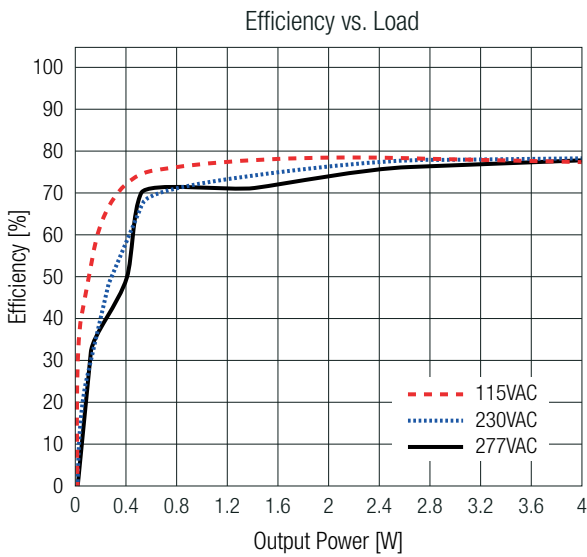
4W \diamond Input: 100V-277VAC

BASIC CHARACTERISTICS (measured @ $T_{AMB}=25^{\circ}\text{C}$, nom. V_{IN} , full load and after warm-up unless otherwise stated)

5Vout



others



REGULATIONS (measured @ $T_{AMB}=25^{\circ}\text{C}$, nom. V_{IN} , full load and after warm-up unless otherwise stated)

Parameter	Condition	Value
Output Accuracy		$\pm 1.0\%$ typ. / $\pm 2.0\%$ max.
Line Regulation		$\pm 0.2\%$ typ. / $\pm 0.5\%$ max.
Load Regulation ⁽⁶⁾	10% to 100% load	0.5% typ. / 1.0% max.
Transient Response	25% load step change	6.0% max.
	recovery time	350 μs typ.

Note6: Operation below 10% load will not harm the converter, but specifications may not be met

RAC04NE-K/277 Series \diamond AC/DC Power Supply

4W \diamond Input: 100V-277VAC

PROTECTIONS (measured @ $T_{AMB} = 25^{\circ}\text{C}$, nom. V_{IN} , full load and after warm-up unless otherwise stated)

Parameter	Type		Value
Input Fuse ⁽⁷⁾	internal		fusible resistor 20 Ω
Short Circuit Protection (SCP)			hiccup mode
Over Voltage Protection (OVP)			120% - 150%, hiccup mode
Over Current Protection (OCP)			300% - 500%, hiccup mode
Over Voltage Category (OVC)	according to 61558-1		OVC II (5000m)
			OVC III (3000m)
Class of Equipment			Class II
Isolation Voltage ⁽⁸⁾	1 minute	according to 61558	4.2kVAC
	1 minute	according to 62368-1	6kVDC
Insulation Grade			reinforced
Isolation Resistance			1G Ω min.
Isolation Capacitance			100pF max.

Note7: For system integration with DC operation, consider a suitable DC fuse in front of the input

Note8: For repeat Hi-Pot testing, reduce the time and/or the test voltage

ENVIRONMENTAL (measured @ $T_{AMB} = 25^{\circ}\text{C}$, nom. V_{IN} , full load and after warm-up unless otherwise stated)

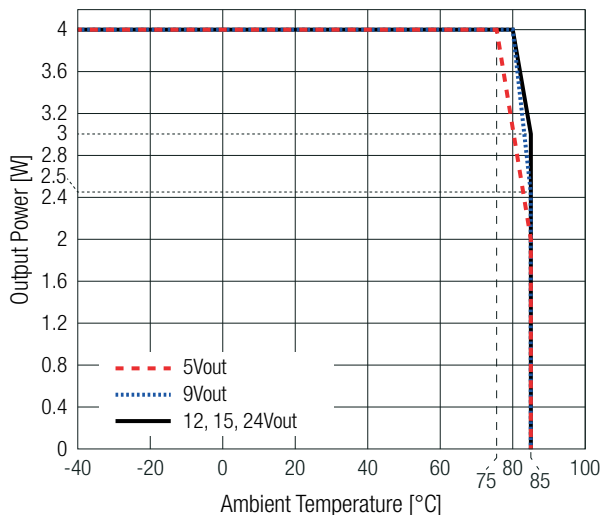
Parameter	Condition		Value
Operating Ambient Temperature Range	@ natural convection (0.1m/s); refer to „Derating Graph“		-40 $^{\circ}\text{C}$ to +85 $^{\circ}\text{C}$
Maximum Case Temperature			+110 $^{\circ}\text{C}$
Temperature Coefficient			$\pm 0.03\%/K$
Operating Altitude ⁽⁹⁾	according to 61558-1		5000m (OVC II)
			3000m (OVC III)
Operating Humidity	non-condensing		90% RH max.
IP Rating	only "/277/W" versions		IP65
Pollution Degree			PD2
MTBF	according to MIL-HDBK-217, G.B.	$T_{AMB} = +25^{\circ}\text{C}$	2260 x 10 ³ hours
		$T_{AMB} = +40^{\circ}\text{C}$	2040 x 10 ³ hours
Design Lifetime	230VAC and full load	$T_{AMB} = +50^{\circ}\text{C}$	110 x 10 ³ hours

Note9: Recognized by safety agency for safe operation up to 5000m. High altitude operation may impact the performance and lifetime.

Please contact RECOM tech support for advice

Derating Graph

(@ Chamber and natural convection 0.1m/s)



BOOST POWER DUTY CYCLE

P_{rated} = refer to „Derating Graph“ [W]

P_{Boost} = Boost power ($\leq 6W$) [W]

P_r = recovery output power [W]

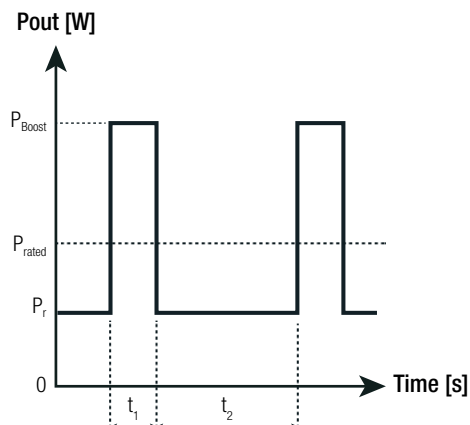
t_1 = boost time set (20s max.) [s]

t_2 = recovery time (min. $2 \times t_1$) [s]

k = for nom. 115V-277VAC [1]

k = for nom. 100V-110VAC [1.1]

$$P_r = \frac{P_{rated} \times (t_1 + t_2) - (P_{Boost} \times t_1)}{t_2 \times k}$$



Practical Example (RAC04NE-12SK/277):

Take the RAC04NE-12SK/277 at 230VAC input voltage and full load at $T_{AMB} = 80^\circ C$, with natural convection.

$P_{rated} = 4W$

$P_{Boost} = 6W$

$t_1 = 20s$

$t_2 = 40s$

$$P_r = \frac{4W \times (20s + 40s) - (6W \times 20s)}{40s \times 1} = \underline{\underline{3W}}$$

SAFETY & CERTIFICATIONS

Certificate Type (Safety)	Report Number	Standard
Audio/Video, information and communication technology equipment - Part1: Safety requirements 3rd Edition	E491408-A6028-UL	UL62368-1:2019, 3rd Edition CAN/CSA-C22.2 No. 62368-1-19, 3rd Edition
Audio/Video, information and communication technology equipment - Part1: Safety requirements 3rd Edition	240529004	IEC62368-1:2018, 3rd Edition EN IEC 62368-1:2020 + A11:2020
Household and similar electrical appliances – Safety – Part 1: General requirements	64.110.24.00834.01	IEC60335-1:2010 + C1:2016, 5th Edition EN60335-1:2012 + A15:2021
Measurement methods for electromagnetic fields of household appliances and similar apparatus with regard to human exposure		EN62233:2008 + AC:2008
Safety of power transformers, power supplies, reactors and similar products for supply voltages up to 1100 V 3rd Edition	085-240083201-000	IEC61558-1:2017, 3rd Edition EN IEC 61558-1:2019
Safety of power transformers, power supplies, reactors and similar products for supply voltages up to 1100 V Part 2: Particular requirements	085-240083201-000	IEC61558-2-16:2009 + A1:2013, 1st Edition EN61558-2-16:2009 + A1:2013
Safety of power transformers, power supplies, reactors and similar products for supply voltages up to 1100 V 3rd Edition	pending	IEC61558-1:2017, 3rd Edition
Safety of power transformers, power supplies, reactors and similar products for supply voltages up to 1100 V Part 2: Particular requirements	pending	IEC61558-2-16:2021, 2nd Edition
Lamp controlgear Part 1: General and safety requirements	085-240083301-000	IEC61347-1:2015 + A1:2017, 3rd Edition EN61347-1:2015 + A1:2021

RAC04NE-K/277 Series \diamond AC/DC Power Supply

4W \diamond Input: 100V-277VAC

SAFETY & CERTIFICATIONS

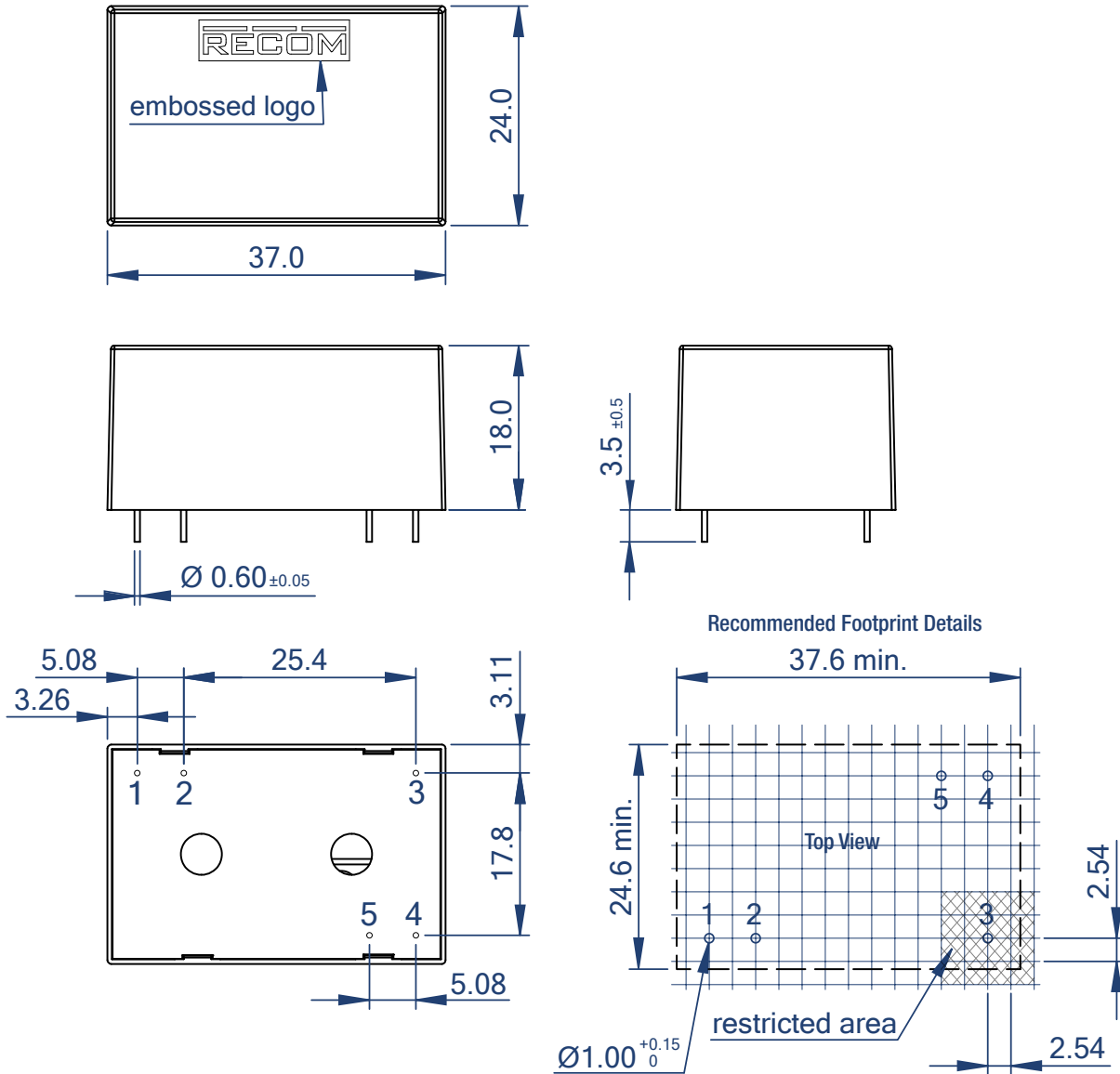
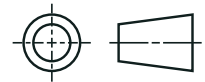
Certificate Type (Safety)	Report Number	Standard
Lamp controlgear Part 2-13: Particular requirements for d.c. or a.c. supplied electronic controlgear for LED modules	085-240083301-000	IEC61347-2-13:2014 + A1:2016, 2nd Edition EN61347-2-13:2014 + A1:2017
Automatic electrical controls - Part 1: General requirements	68.100.24.0073.01	IEC60730-1:2022, 6th Edition
RoHS2		RoHS 2011/65/EU + AM2015/863
EMC Compliance (EN61204-3)	Condition	Standard / Criterion
Low voltage power supplies, d.c. output Part 3: Electromagnetic compatibility (EMC)		EN IEC 61204-3:2018 Class B
ESD Electrostatic discharge immunity test	Air: $\pm 2, 4, 8, 15$ kV Contact: ± 8 kV	IEC61000-4-2:2008, Criteria A EN61000-4-2:2009, Criteria A
Radiated, radio-frequency, electromagnetic field immunity test	10V/m (80-1000MHz), 3V/m (1400-2000MHz), 1V/m (2000-2700MHz)	IEC/EN61000-4-3:2066 + A2:2010, Criteria A
Fast Transient and Burst Immunity	AC Port: L, N, L-N: 4kV	IEC/EN61000-4-4:2012, Criteria A
Surge Immunity	AC Port: L-N 2kV (5, 9 & 15Vout)	IEC/EN61000-4-5:2014 + A1:2017, Criteria B
	AC Port: L-N 0.5, 1kV (5, 9 & 15Vout) AC Port: L-N 0.5, 1, 2kV (12, 13 & 24Vout) AC Port: L-PE, N-PE: 1, 2, 4kV	IEC/EN61000-4-5:2014 + A1:2017, Criteria A
Immunity to conducted disturbances, induced by radio-frequency fields	10Vrms (0.15-80MHz)	IEC61000-4-6:2013, Criteria A EN61000-4-6:2014, Criteria A
Power Magnetic Field Immunity	30A/m	IEC61000-4-8:2009, Criteria A EN61000-4-8:2010, Criteria A
Voltage Dips	100% (0.5P; 1.0P), 60%, 30%, 20%	IEC/EN61000-4-11:2004 + A1:2017, Criteria A
Voltage Interruptions	100%	IEC/EN61000-4-11:2004 + A1:2017, Criteria B
Limits of Harmonic Current Emissions		EN IEC 61000-3-2:2019
Limits of Voltage Fluctuations & Flicker		EN61000-3-3:2013 + A1:2019
EMC Compliance (EN55032)		
Electromagnetic compatibility of multimedia equipment – Emission Requirements	O/P connected to GND: and floating output; without external filter	EN55032:2015 + A11:2020

DIMENSION & PHYSICAL CHARACTERISTICS

Parameter	Type	Value
Materials	case/baseplate	plastic, (UL94-V0)
	potting	silicone, (UL94-V0)
	PCB	FR4, (UL94-V0)
Dimension (LxWxH)	"/277"	37.0 x 24.0 x 18.0mm 1.45 x 0.94 x 0.70 inch
	"/277W"	37.8 x 24.8 x 18.7mm 1.48 x 0.97 x 0.73 inch
Weight	"/277"	27.8g typ. 0.06 lbs
	"/277W"	35g typ. 0.07 lbs

DIMENSION & PHYSICAL CHARACTERISTICS

Dimension Drawing "/277" version (mm)



Pinning information [P3]

Pin #	Single
1	VAC in (N)
2	VAC in (L)
3	NC
4	-Vout
5	+Vout

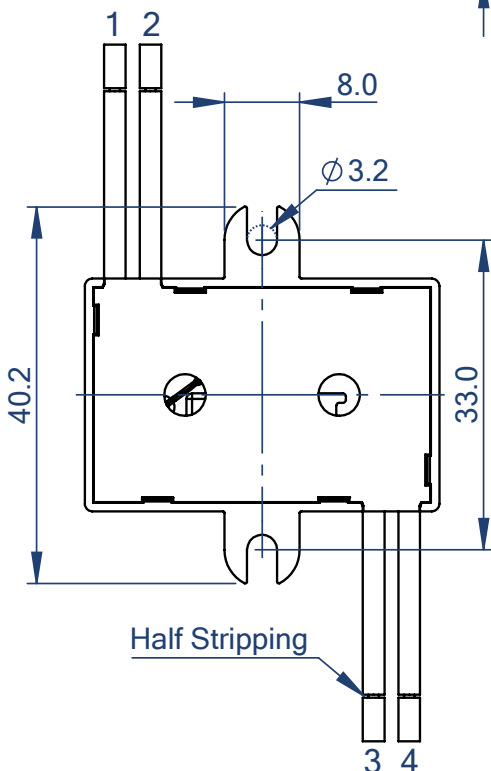
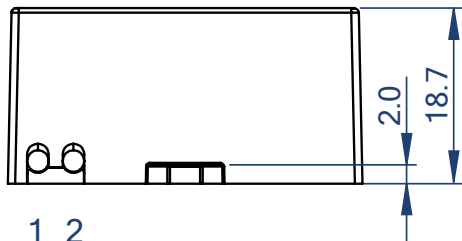
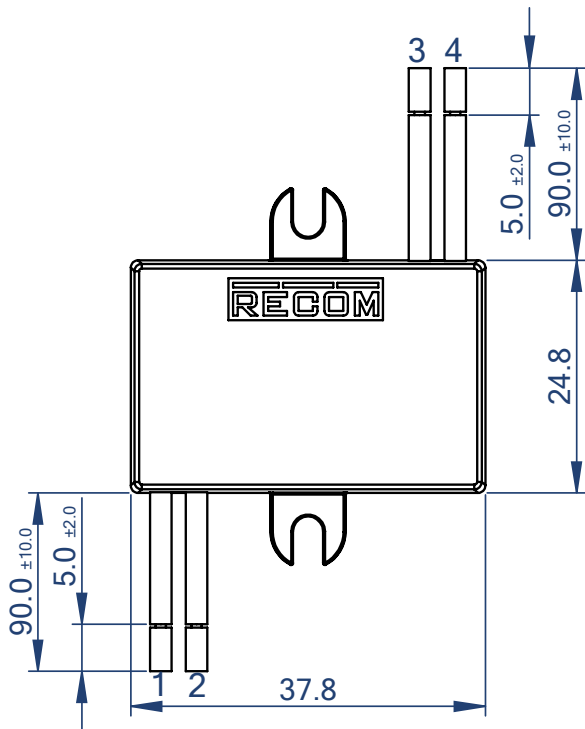
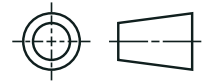
Tolerance: xx.x= ±0.5mm
xx.xx= ±0.25mm

RAC04NE-K/277 Series \diamond AC/DC Power Supply

4W \diamond Input: 100V-277VAC

DIMENSION & PHYSICAL CHARACTERISTICS

Dimension Drawing “/277/W” version (mm)



Wire information

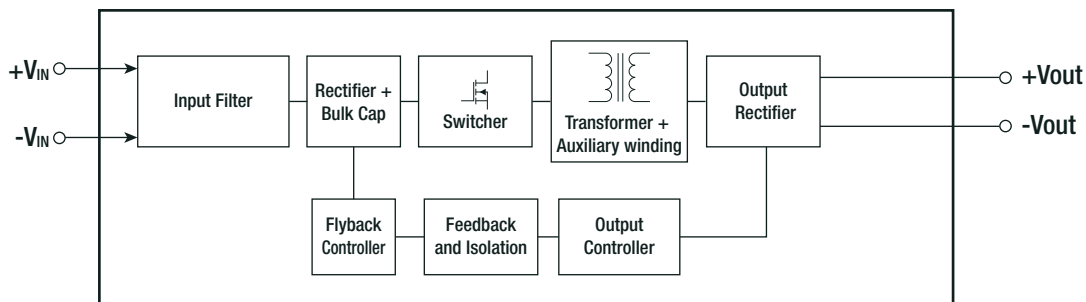
#	Function	Wire color	Type	Wire Cross Section
1	VAC in (L)	brown	UL-1015	22AWG (0.318mm ²)
2	VAC in (N)	blue	UL-1015	22AWG (0.318mm ²)
3	+Vout	red	UL-1015	22AWG (0.318mm ²)
4	-Vout	black	UL-1015	22AWG (0.318mm ²)

Tolerance: xx.x= ±0.5mm
xx.xx= ±0.25mm

RAC04NE-K/277 Series \diamond AC/DC Power Supply

4W \diamond Input: 100V-277VAC

BLOCK DIAGRAMM



PACKAGING INFORMATION

Parameter	Type		Value
Packaging Dimension (LxWxH)	tube	"/277"	490.0 x 26.5 x 27.5mm
	tray	"/277/W"	365.0 x 365.0 x 55.0mm
Packaging Quantity	"/277"		12pcs
	"/277/W"		35pcs
Storage Temperature Range			-40°C to +90°C
Storage Humidity	non-condensing		90% RH max.

The product information and specifications may be subject to changes even without prior written notice. The product has been designed for various applications; its suitability lies in the responsibility of each customer. The products are not authorized for use in safety-critical applications without RECOM's explicit written consent. A safety-critical application is an application where a failure may reasonably be expected to endanger or cause loss of life, inflict bodily harm or damage property. The applicant shall indemnify and hold harmless RECOM, its affiliated companies and its representatives against any damage claims in connection with the unauthorized use of RECOM products in such safety-critical applications.