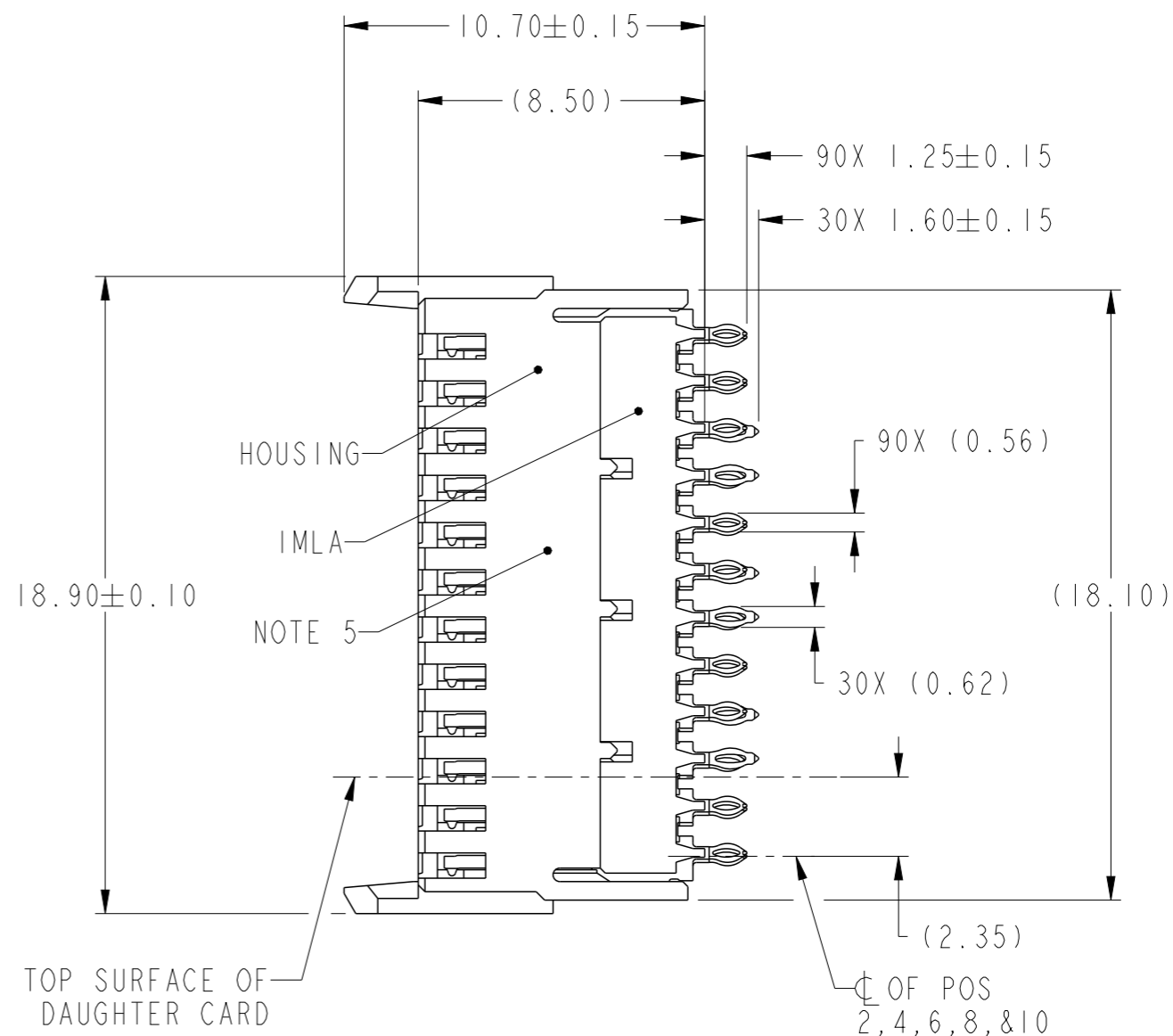
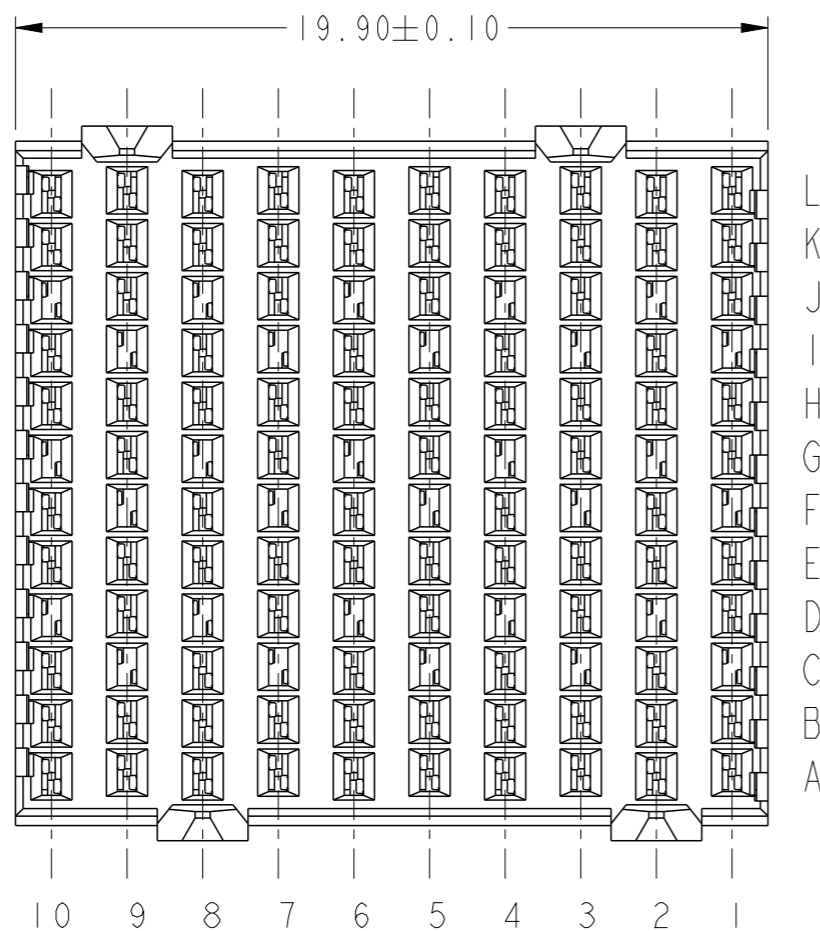


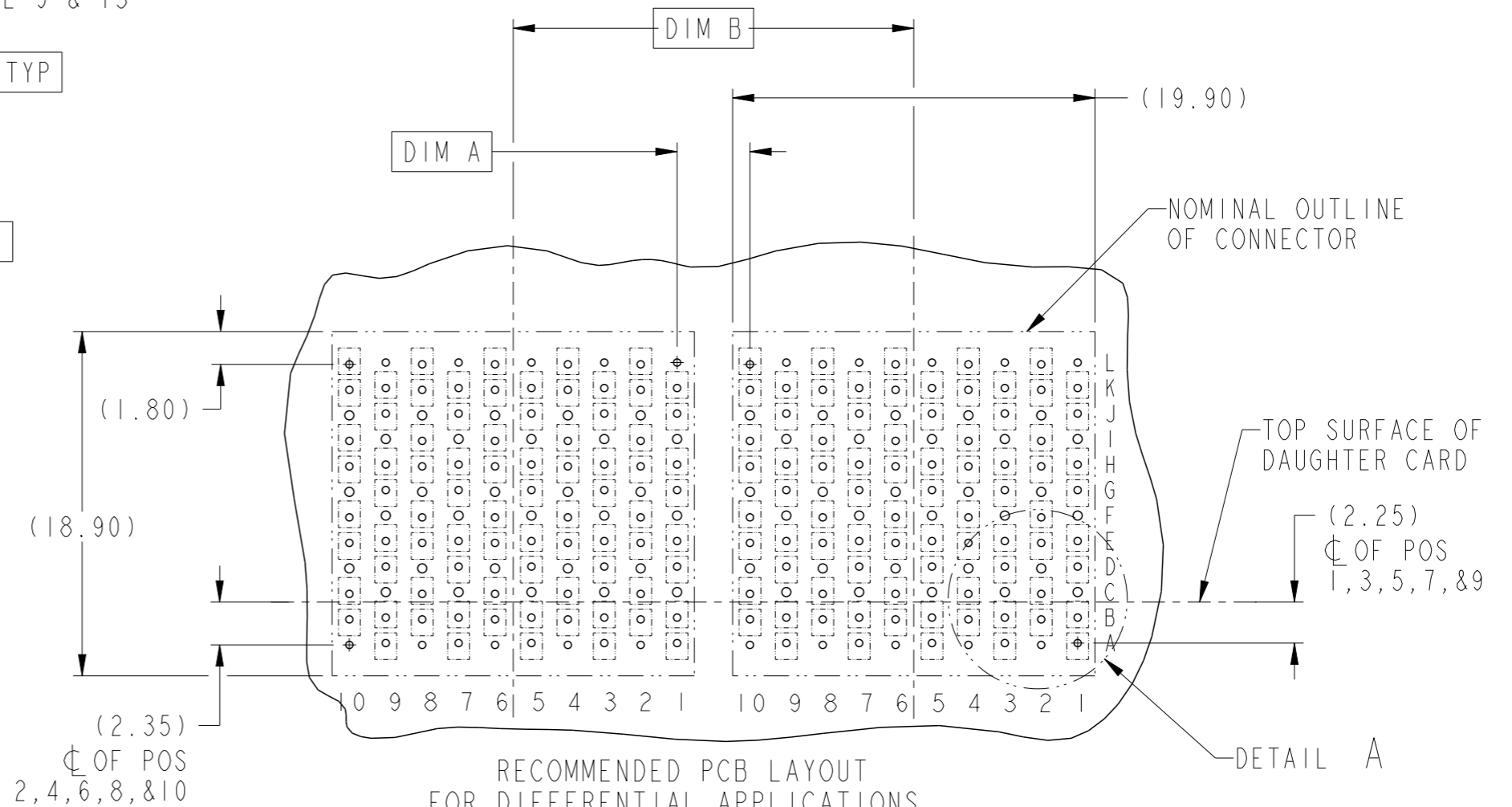
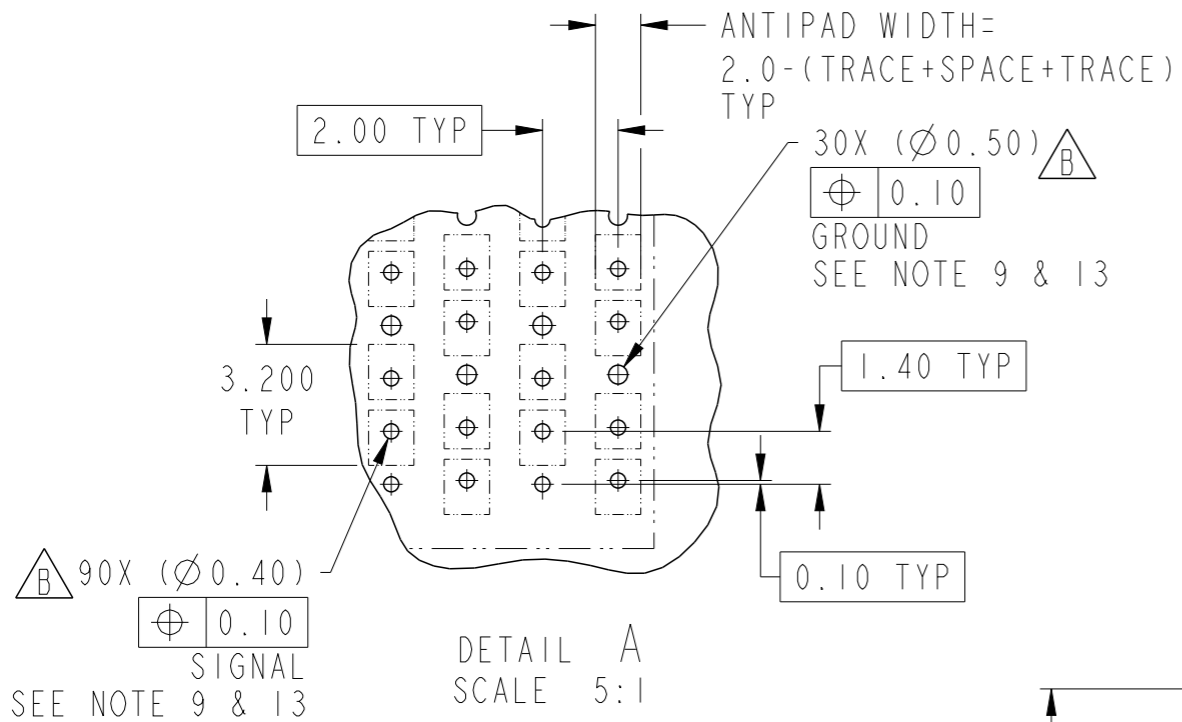
PRODUCT NUMBER
SEE TABLE, SHEET 4



Copyright FCI.

spec ref		dr	M Srinivasan	2012/05/14	projection	MM	size	A3	scale	5:1	
tolerance std		eng	Sandar Soe	2013/06/11			ecn no		ELX-S-14961-1		
ASME Y14.5		chr	-	-			rel level		Released		
TOLERANCES UNLESS OTHERWISE SPECIFIED		appr	Chen-Hong Tan	2013/06/19	product family		AirMax VS		rev		
surface		linear	0.X	±0.3		title		AirMax VS VERT RECEPT ASSY		dwg no 10120766	rev B
			0.XX	±0.10		SMALL-PRESS-FIT, 120 POS, 20mm					
			0.XXX	±0.050		cat. no. -					
ASME Y14.5	angular	0°	±2°	www.fci.com	Product - Customer Drw		sheet 1 of 3				

ADJACENT HEADER WIDTHS	DIM A	DIM B
20MM/20MM	2.00	20.00
20MM/22MM	3.00	21.00
22MM/22MM	4.00	22.00



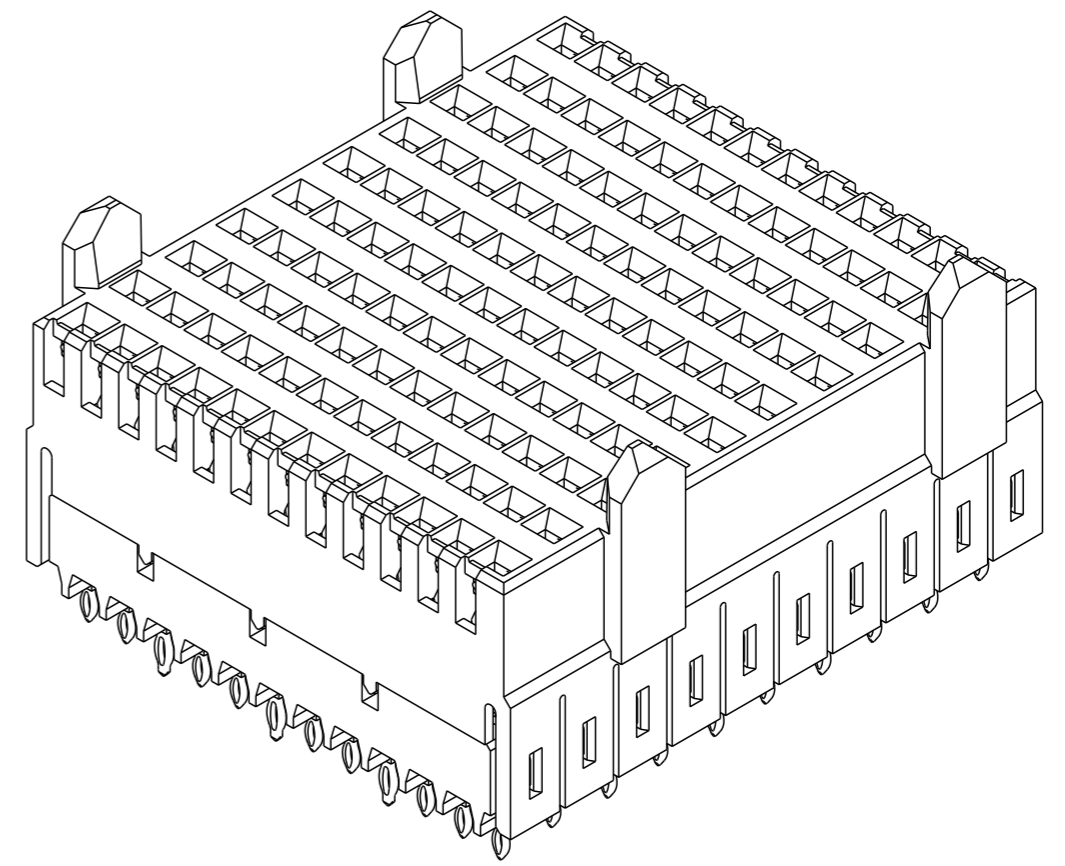
RECOMMENDED PCB LAYOUT
FOR DIFFERENTIAL APPLICATIONS,
COMPONENT SIDE
(TWO ADJACENT FOOTPRINTS SHOWN)
NOTES 6 & 7

spec ref	dr	M Srinivasan	2012/05/14	projection	MM	size	A3	scale	1:1
tolerance std	eng	Sandar Soe	2013/06/11			ecn no	ELX-S-14961-1	rel level	Released
ASME Y14.5	chr	-	-						
TOLERANCES UNLESS OTHERWISE SPECIFIED	appr	Chen-Hong Tan	2013/06/19	product family	AirMax VS				
surface	linear	0.X	±0.3		AirMax VS VERT RECEIPT ASSY SMALL-PRESS-FIT, 120 POS, 20mm	dwg no 10120766	rev B		
		0.XX	±0.10						
		0.XXX	±0.050						
ASME Y14.5	angular	0°	±2°	www.fci.com	cat. no.	-	Product - Customer Drw	sheet 2 of 3	

PART NUMBER	PRESS-FIT TAIL PLATING TYPE
10120766-101	TIN/LEAD ALLOY OVER NICKEL
10120766-101LF	TIN OVER NICKEL (LEAD FREE)

NOTES:

- ① CONNECTOR MATERIALS:
HOUSING: HIGH TEMP THERMOPLASTIC, NATURAL, UL94V-0
IMLA PLASTIC: HIGH TEMP THERMOPLASTIC, BLACK, UL94V-0
CONTACT: COPPER ALLOY
2. CONTACT PLATING:
SEPARABLE INTERFACE:
PERFORMANCE-BASED PLATING, QUALIFIED TO MEET THE REQUIREMENTS OF FCI PRODUCT SPECIFICATION GS-12-239, INCLUDING TELCORDIA GR-1217-CORE (NOVEMBER 1995) CENTRAL OFFICE.
PRESS-FIT TAILS: SEE TABLE
3. PRODUCT SPECIFICATION: GS-12-239
4. APPLICATION SPECIFICATION: GS-20-035
- ⑤ PRODUCT MARKING, (PART NUMBER & LOT CODE) ON THIS SURFACE
- ⑥ REFER TO CUSTOMER DRAWING 10035911 FOR INFORMATION REGARDING PCB LAYOUT OF POWER AND GUIDE MODULES RELATIVE TO SIGNAL MODULES
- ⑦ POSITION F OF ODD NUMBERED COLUMNS AND POSITION G OF EVEN NUMBERED COLUMNS CORRESPOND TO EARLY MATE HEADER PINS
8. THERE IS NO GROUND BUSSING WITHIN THE CONNECTOR SYSTEM
- ⑨ SEE CUSTOMER DRAWING 10104444 FOR INFORMATION ON PCB HOLE DIAMTER AND PLATING OPTIONS
10. THIS PRODUCT MEETS EUROPEAN UNION DIRECTIVES AND OTHER COUNTRY REGULATIONS AS DESCRIBED IN GS-22-008
11. THE HOUSING WILL WITHSTAND EXPOSURE TO 260°C PEAK TEMPERATURE FOR 40 SECONDS IN A CONVECTION, INFRA-RED OR VAPOR PHASE REFLOW OVEN
12. PACKAGING MEETS GS-14-920 LEAD FREE LABELING SPECIFICATION
- ⓑ ⑬ GROUND VIAS IN POSITON C, F, & I FOR ODD COLUMNS AND POSITIONS D, G & J FOR EVEN COLUMNS REQUIRE (∅0.50) FINISHED HOLES. ALL OTHER VIAS REQUIRE (∅0.40) FINISHED HOLES.
14. A ⓑ SYMBOL WILL BE NEXT TO ANY DIMENSION, VIEW, OR NOTE THAT HAS BEEN MODIFIED WITH THE CURRENT DRAWING REVISION.



Copyright FCI.

spec ref	dr	M Srinivasan	2012/05/14	projection	MM	size	A3	scale	1:1						
tolerance std	eng	Sandar Soe	2013/06/11			ecn no		ELX-S-14961-1							
ASME Y14.5	chr	-	-			rel level		Released							
surface	appr	Chen-Hong Tan	2013/06/19	product family		dwg no		10120766							
ASME Y14.5			AirMax VS VERT RECEPT ASSY SMALL-PRESS-FIT, 120 POS, 20mm		rev		B								
<table border="1"> <tr> <td rowspan="3"> linear </td> <td>0.X</td> <td>±0.3</td> </tr> <tr> <td>0.XX</td> <td>±0.10</td> </tr> <tr> <td>0.XXX</td> <td>±0.050</td> </tr> <tr> <td>angular</td> <td>0°</td> <td>±2°</td> </tr> </table>	linear 	0.X	±0.3	0.XX	±0.10	0.XXX	±0.050	angular	0°	±2°	www.fci.com	cat. no.	Product - Customer Drw	sheet 3 of 3	
linear 		0.X	±0.3												
		0.XX	±0.10												
	0.XXX	±0.050													
angular	0°	±2°													