



## SERIES ADPS/EDPS | HVAC DIFFERENTIAL PRESSURE SWITCHES



ADPS



EDPS

### BENEFITS/FEATURES

- Adjustment knob changes switching pressure easily with a pressure gage reducing components for application
- Low cost device makes it an excellent solution in BAS and HVAC applications requiring duct control and monitoring
- Relay contact allows simple integration with DDC or building systems

### APPLICATIONS

- Air filter and ventilator monitoring
- Industrial cooling circuits
- Fire-protection damper control
- Ventilation duct monitoring
- Fan heater overheating protection
- Heat exchanger frost protection

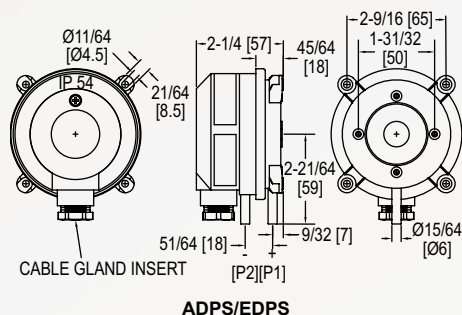
### DESCRIPTION

The **Series ADPS/EDPS HVAC Differential Pressure Switches** are designed for pressure, vacuum, and differential pressures. The dual scaled adjustment knob in inches water column and pascals allows changes to the switching pressure to be made without a pressure gage. The ADPS/EDPS are available with settings from 0.08 in w.c. (20 Pa) up to 20 in w.c. (5000 Pa). The silicone diaphragm and PA 6.6 body make the series ADPS ideal for use with air and other noncombustible gases. Series EDPS models meet UL508 and are constructed of plenum rated plastics. The compact size, adjustment knob and low cost make the ADPS/EDPS the perfect choice for HVAC applications.

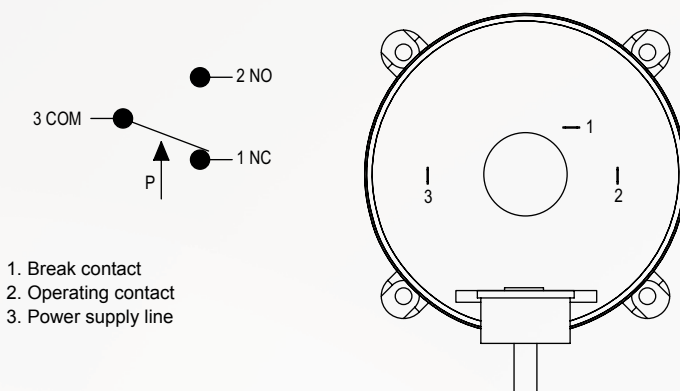
### SPECIFICATIONS

<b>Service</b>	Air and non-combustible, compatible gases.
<b>Wetted Materials</b>	ADPS: Diaphragm material: Silicone; Housing material: POM; Switch body: PA 6.6; Cover: Polystyrene; EDPS: Diaphragm material: Silicone; Housing material: Switch body: PA 6.6; Cover: Polystyrene; Materials UL 94 V-0 rated.
<b>Temperature Limits</b>	Process and ambient temperature from -4 to 185°F (-20 to 85°C).
<b>Storage</b>	-40 to 185°F (-40 to 85°C).
<b>Pressure Limits</b>	Max. operating pressure: 40 in w.c. (10 kPa) for all pressure ranges.
<b>Switch Type</b>	Single-pole double-throw (SPDT).
<b>Electrical Rating</b>	Max. 1.5 A res./0.4 A ind./250 VAC, 50/60 Hz; Max. switching rate: 6 cycles/min.
<b>Electrical Connections</b>	Push-on screw terminals. M20x1.5 with cable strain relief or optional 1/2" NPT.
<b>Process Connections</b>	5/16" (7.94 mm) outside diameter tubing, 1/4" (6.0 mm) inside diameter tubing.
<b>Enclosure Rating</b>	NEMA 13 (IP54).
<b>Mounting Orientation</b>	Vertically, with pressure connections pointing downwards.
<b>Mechanical Working Life</b>	Over 10 <sup>8</sup> switching operations.
<b>Weight</b>	4.4 oz (125 g).
<b>Compliance</b>	ETL approved to UL508 and CSA C22.2#14 (EDPS only).

## DIMENSIONS

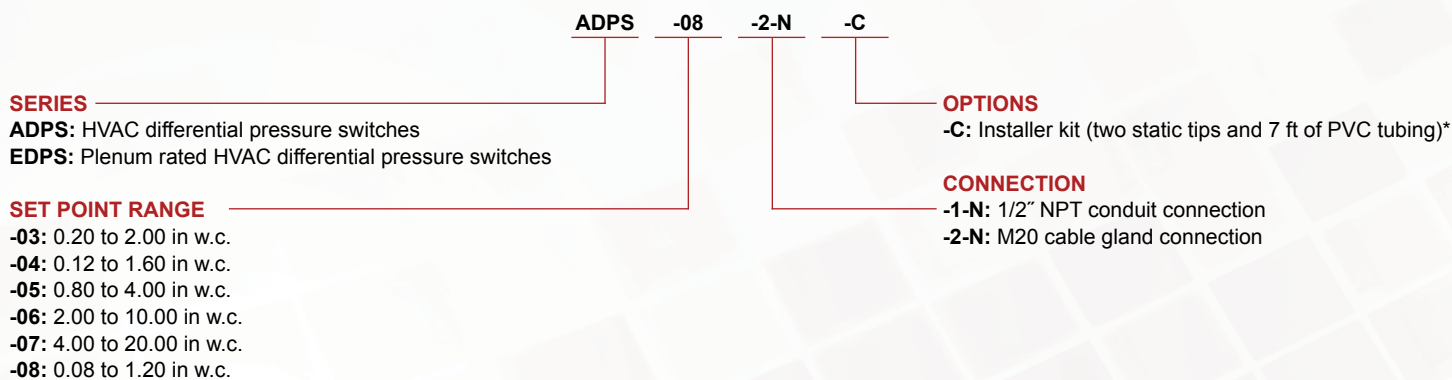


## WIRING DIAGRAM



## HOW TO ORDER

Use the **bold** characters from the chart below to construct a product code.



\*ADPS cable gland models only (-2-N)

ORDER ONLINE TODAY!

[dwyer-inst.com](http://dwyer-inst.com)



DWYER INSTRUMENTS, LLC

©Copyright 2022 Dwyer Instruments, LLC  
Printed in U.S.A. 11/22

DS-ADPS-EDPS

Important Notice: Dwyer Instruments, LLC reserves the right to make changes to or discontinue any product or service identified in this publication without notice. Dwyer advises its customers to obtain the latest version of the relevant information to verify, before placing any orders, that the information being relied upon is current.