








# Metal Surface Mount WIFI 6E Antenna

SWA425A- 2400-2500 / 5150-7125MHz



## Features & Applications:

-  WiFi 6E bands
-  WiFi antenna is designed for use on metal surface
-  I-PEX MHF 4L connector with 95mm cable
-  Cable and connector can be customized
-  Soft sponge as the antenna carrier
-  IoT, M2M, Automation, Security

## ELECTRICAL SPECIFICATIONS @ 25°C

### General Specifications

Antenna type	Nominal Impedance	Polarization	Radiation pattern
PIFA	50Ω	Linear	Omni

Frequency (MHz)	2.4~2.5GHz, 5.150~7.125 GHz
Return Loss	<-5dB
Efficiency (%) (pasted on non-metal)	2.4 – 2.5GHz band: 50% 5.150 – 7.125GHz band: 50%
Efficiency (%) (pasted on metal)	2.4 – 2.5GHz band: 60% 5.150 – 7.125GHz band: 50%
Gain (dBi) (pasted on non-metal)	0.5 ± 0.5dBi @ 2.4~2.5GHz 4 ± 1dBi @ 5.150~6GHz 2 ± 1dBi @ 6~7.125GHz
Gain (dBi) (pasted on metal)	3 ± 1dBi @ 2.4~2.5GHz 4.5 ± 1dBi @ 5.150~6GHz 3 ± 1dBi @ 6~7.125GHz

## MECHANICAL SPECIFICATIONS

### SWA425A

Dimension (Radiator) (Length x Width x Height)	Color	Cable OD	Connector Type	Cable length
29mm x 26.8mm x 3.65mm	Black	1.13mm	IPEX MHF 4L	95mm

## ENVIRONMENTAL SPECIFICATIONS

### SWA425A

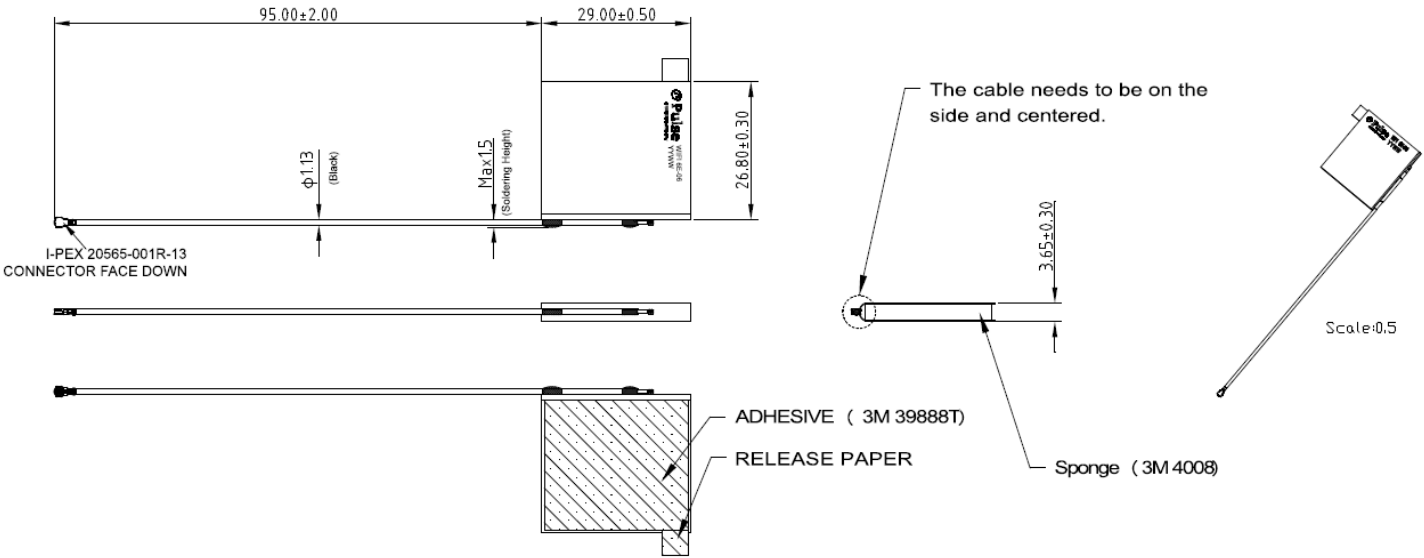
Storage Temperature	Operating Temperature	Ingress Protection	RoHS Compliant
-40/+85° C	-40/+85° C	N/A	Yes

**Metal Surface Mount  
WIFI 6E Antenna**

SWA425A- 2400-2500 / 5150-7125MHz

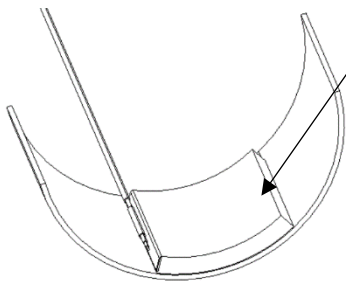
Mechanical Drawing

SWA425A

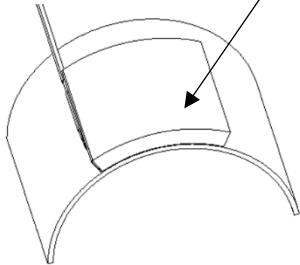


Units: mm

Antenna can be assembled on the structure of a curved surface.  
Radius of curvature > 35 mm



Antenna can be assembled on the structure of a curved surface.  
Radius of curvature > 35 mm





# Metal Surface Mount WIFI 6E Antenna

SWA425A- 2400-2500 / 5150-7125MHz

Test setup (pasted on non-metal)

SWA425A

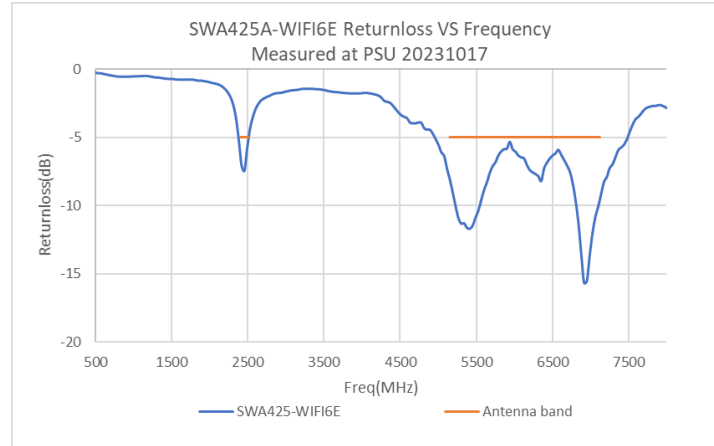


# Metal Surface Mount WIFI 6E Antenna

SWA425A – 2400-2500 / 5150-7125MHz

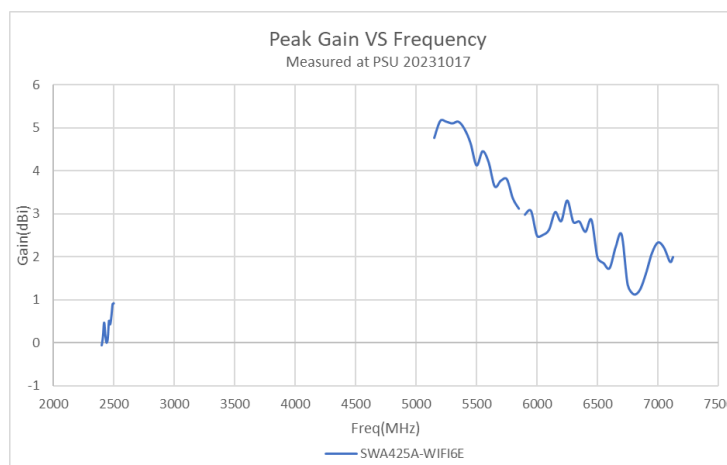
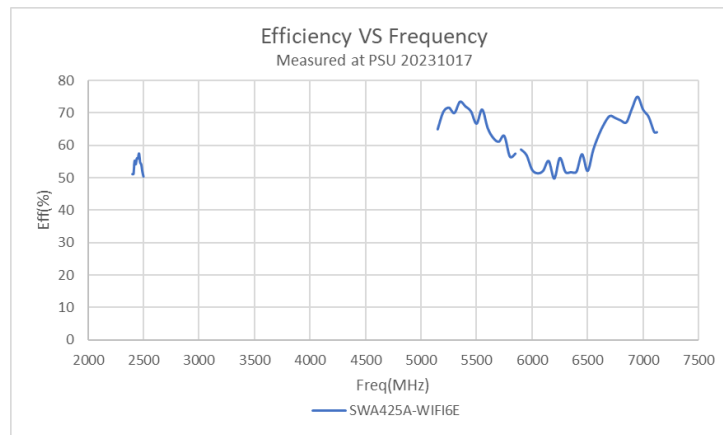
## Charts- Antenna Return loss (pasted on non-metal)

SWA425A



## Charts – Efficiency & Peak Gain (pasted on non-metal)

SWA425A



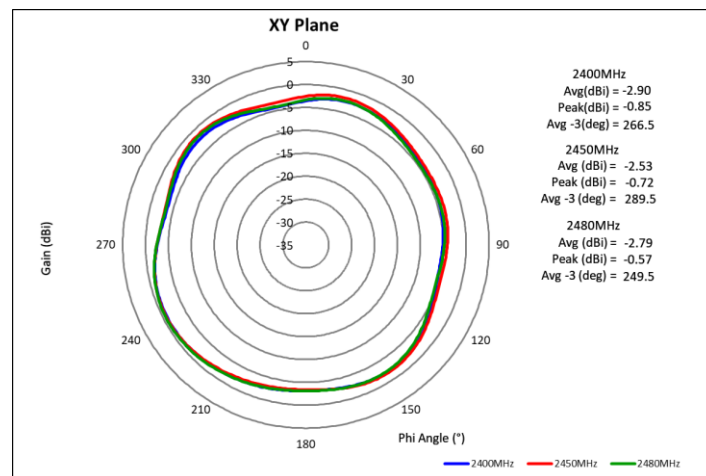
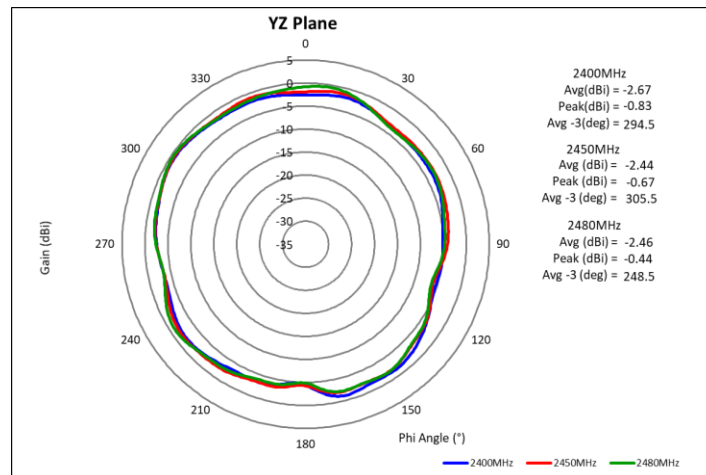
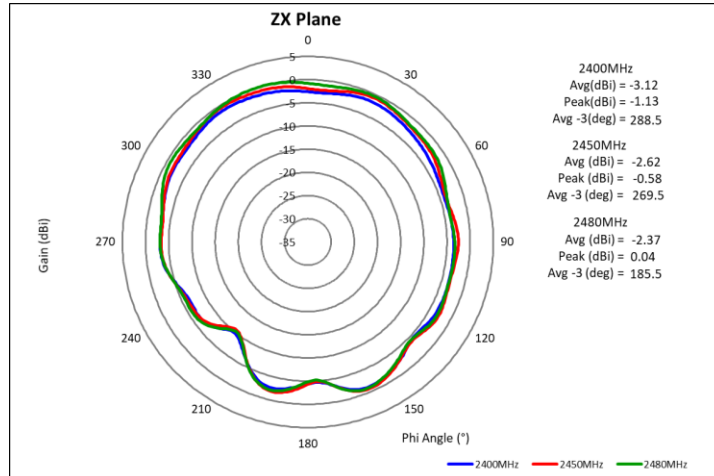

# Metal Surface Mount WIFI 6E Antenna

SWA425A- 2400-2500 / 5150-7125MHz

## Charts – Antenna Radiation Gain Pattern (pasted on non-metal)

SWA425A

2400,2450,2480MHz



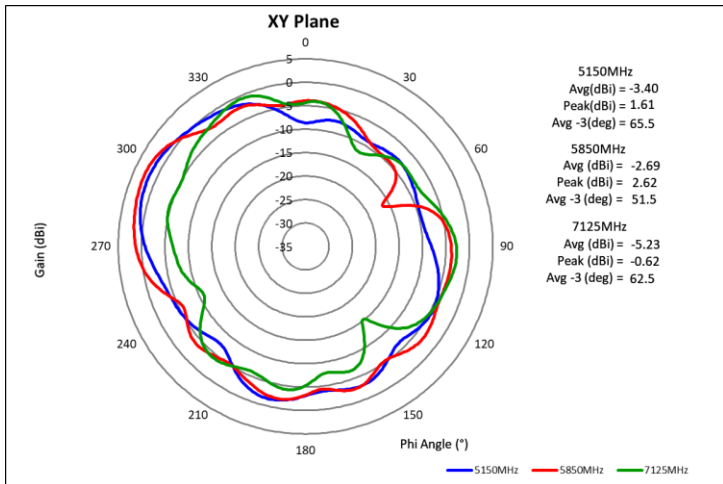
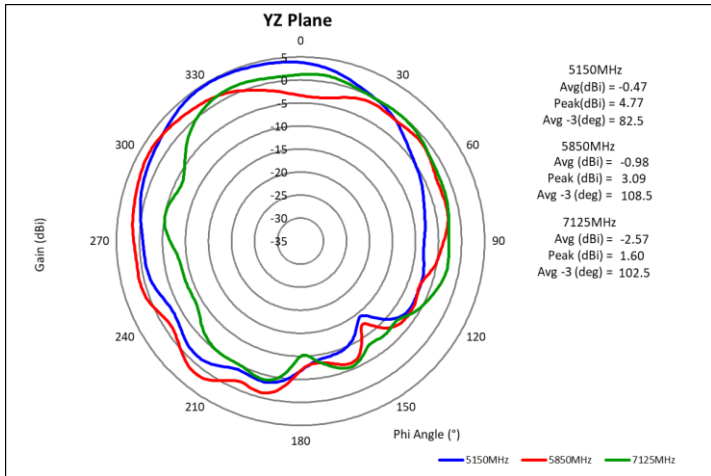
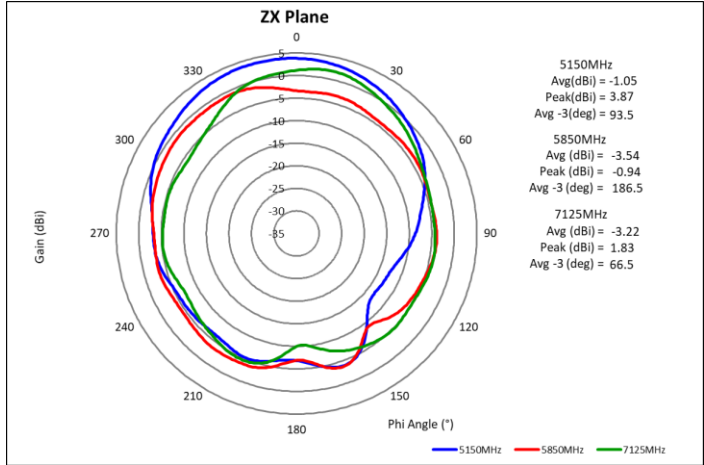

# Metal Surface Mount WIFI 6E Antenna

SWA425A- 2400-2500 / 5150-7125MHz

## Charts – Antenna Radiation Gain Pattern (pasted on non-metal)

SWA425A

5150,5850,7125MHz




# Metal Surface Mount WIFI 6E Antenna


SWA425A- 2400-2500 / 5150-7125MHz

## Test setup (pasted on metal)

SWA425A



Antenna assembled  
centered on the ground  
plane (110mm\*100mm)

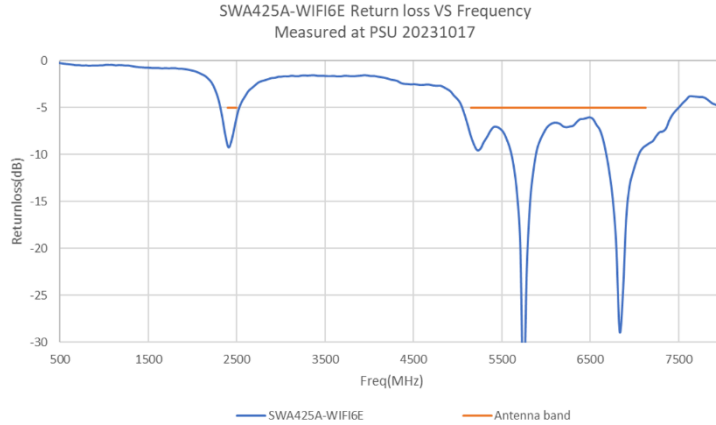


# Metal Surface Mount WIFI 6E Antenna

SWA425A- 2400-2500 / 5150-7125MHz

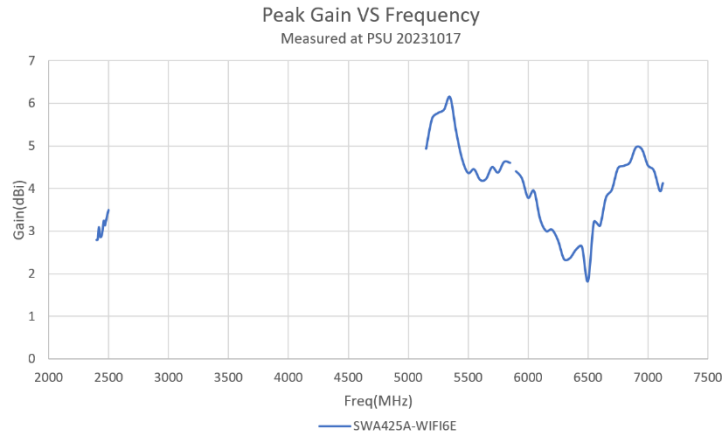
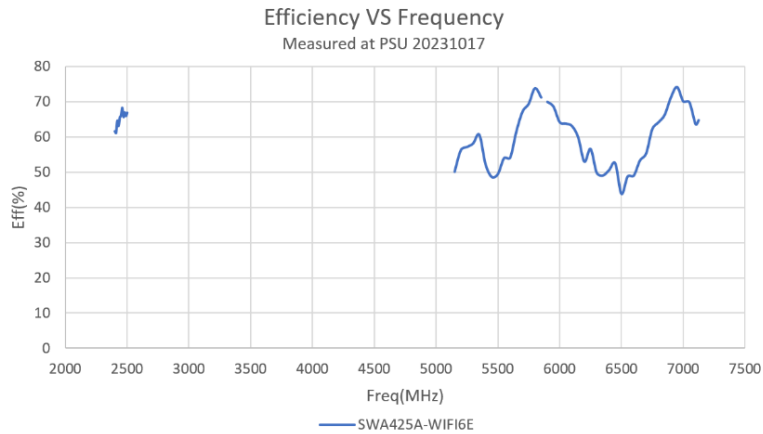
## Charts- Antenna Return loss (pasted on metal)

SWA425A



## Charts – Efficiency & Peak Gain (pasted on metal)

SWA425A

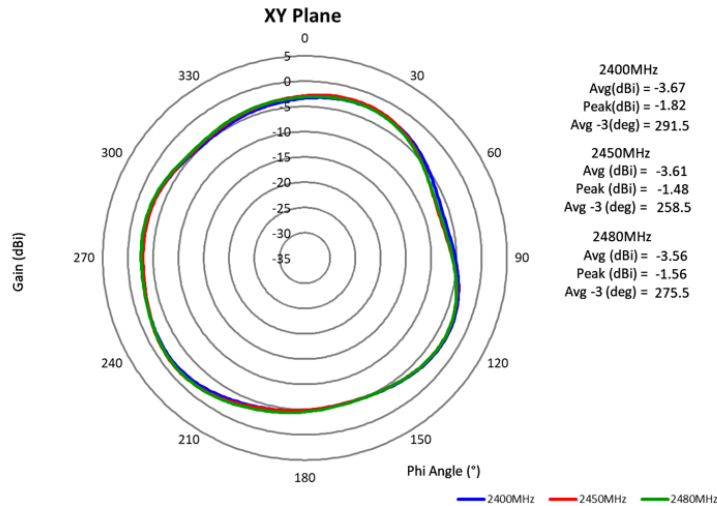
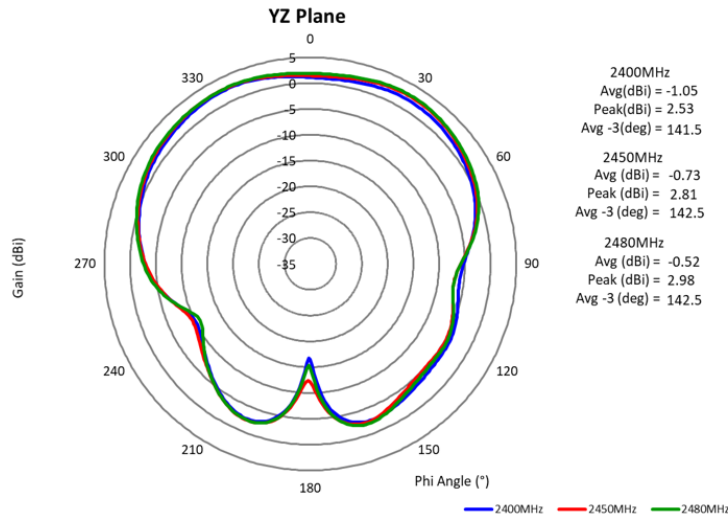
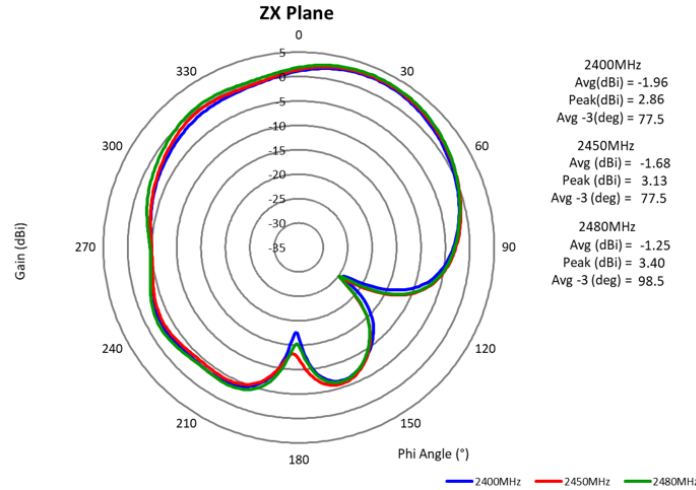



# Metal Surface Mount WIFI 6E Antenna

SWA425A- 2400-2500 / 5150-7125MHz

## Charts – Antenna Radiation Gain Pattern (pasted on metal)

SWA425A 2400,2450,2480MHz



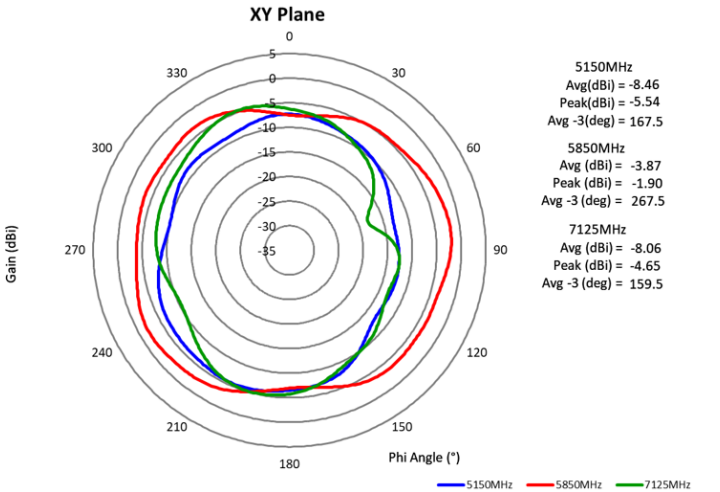
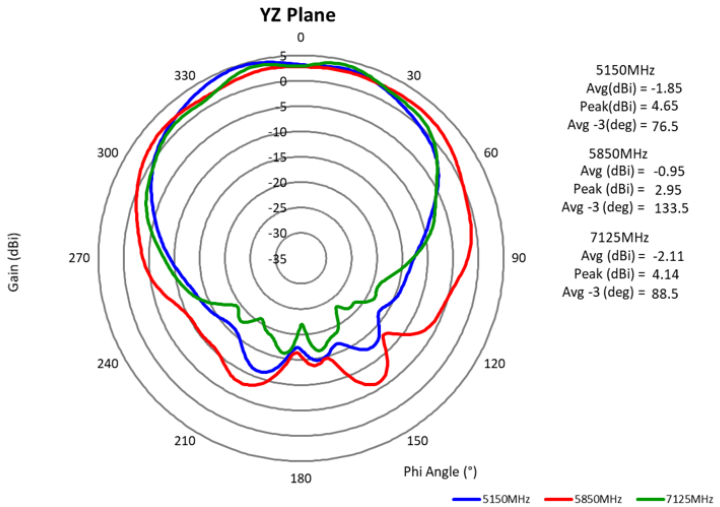
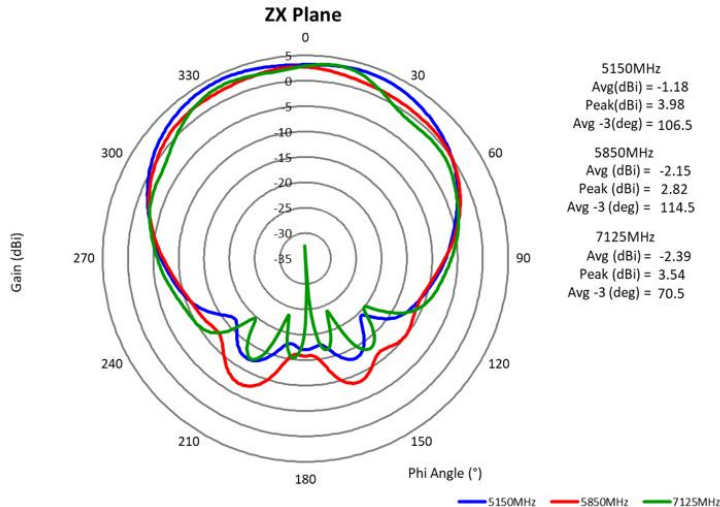

# Metal Surface Mount WIFI 6E Antenna

SWA425A- 2400-2500 / 5150-7125MHz

## Charts – Antenna Radiation Gain Pattern (pasted on metal)

SWA425A

5150,5850,7125MHz



## Metal Surface Mount WIFI 6E Antenna

SWA425A– 2400-2500 / 5150-7125MHz

### PACKAGING

SWA425A

1. 10 Pcs/PE bag
2. 5 PE bags in a group
3. 60 groups in a box
4. Total 3000 PCS/ box

Package box: 460mm\*235mm\*140mm.



#### For More Information:

Americas - [antennas.us@pulseelectronics.com](mailto:antennas.us@pulseelectronics.com) | Europe – [antennas.eu@pulseelectronics.com](mailto:antennas.eu@pulseelectronics.com) | Asia – [antennas.as@pulseelectronics.com](mailto:antennas.as@pulseelectronics.com) | Questions? +1-800-ANTENNA  
Performance warranty of products offered on this data sheet is limited to the parameters specified. Data is subject to change without notice. Other brand and product names mentioned herein may be trademarks or registered trademarks of their respective owners. © Copyright , 2020. Pulse Electronics, Inc. All rights reserved.  
Company address: Pulse Electronics, a YAGEO Company, 15255 Innovation Drive, Suite #100, San Diego, CA 92128

*'YAGEO Corporation and its affiliates do not recommend the use of commercial, automotive, and/or COTS grade products for high reliability applications or manned space flight.'*

-END-