

GDC

5 mm x 20 mm Time-delay glass tube fuses



Photo is representative

Product features

- Time-delay, low breaking capacity
- 5 mm x 20 mm physical size
- Glass tube with nickel plated brass endcaps
- Designed to IEC 60127-1 & 2 (32 mA - 15 A)

Applications

- Power supplies
- LED and general Lighting
- LED/LCD televisions
- Appliances and white goods
- Desktops
- Test equipment
- Set top boxes
- Battery chargers
- Printers and peripherals

Environmental compliance



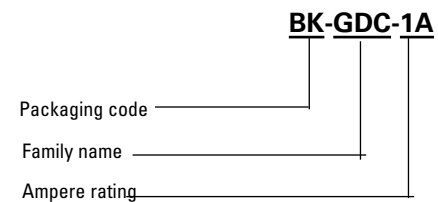
Agency information

- cURus recognized: File E19180, Guide JDYX2 (32 mA to 10 A)
- IMQ Approval: File E1921
- PSE File number: JET1641-31003-1019 (1 A to 5 A), JET1641-31003-1020 (6.3 A to 15 A)

Note: Philippines manufactured parts have cURus approvals only



Ordering part number



The ordering code is the part number replacing the "-" with a "-"

Packaging prefix

- **BLANK:** 5 pieces in tin case
- **BK-:** 100 pieces in carton.
- **BK1-:** 1,000 pieces in polybag.



Powering Business Worldwide

Electrical characteristics

Amp rating	2.1 In max	2.75 In min	max	4.0 In min	max	10 In min	max
32 mA - 100 mA	2.0 minutes	200 ms	10 s	40 ms	3.0 s	10 ms	300 ms
125 mA - 6.3 A	2.0 minutes	600 ms	10 s	150 ms	3.0 s	20 ms	300 ms
8 A - 15 A	2.0 minutes	600 ms	10 s	150 ms	3.0 s	20 ms	300 ms

Product specifications

Part number	Current rating (A)	Voltage rating (Vac)	Interrupting rating (A) at rated voltage (50 Hz) Vac	Typical DC cold resistance ¹ (Ohms)	Typical melting ² I ² t (A ² sec)	Typical voltage drop ³ (mV)	Agency approval		
							cURus	IMQ	PSE
GDC-32mA	0.032	250	35	21	0.0051	1050	X	X	
GDC-40mA	0.04	250	35	13.9	0.0072	920	X	X	
GDC-50mA	0.05	250	35	9.24	0.0095	800	X	X	
GDC-63mA	0.063	250	35	6.96	0.021	760	X	X	
GDC-80mA	0.08	250	35	4.42	0.038	580	X	X	
GDC-100mA	0.10	250	35	2.8	0.045	490	X	X	
GDC-125mA	0.125	250	35	1.97	0.063	390	X	X	
GDC-160mA	0.16	250	35	1.27	0.093	320	X	X	
GDC-200mA	0.20	250	35	1.0	0.114	340	X	X	
GDC-250mA	0.25	250	35	0.640	0.265	270	X	X	
GDC-315mA	0.315	250	35	0.450	0.621	250	X	X	
GDC-400mA	0.40	250	35	0.310	0.872	210	X	X	
GDC-500mA	0.50	250	35	0.183	0.827	140	X	X	
GDC-630mA	0.63	250	35	0.186	1.33	150	X	X	
GDC-800mA	0.80	250	35	0.129	2.78	75	X	X	
GDC-1A	1.0	250	35	0.0745	6.45	87.5	X	X	X
GDC-1.25A	1.25	250	35	0.059	10.05	86	X	X	X
GDC-1.6A	1.6	250	35	0.042	21.7	82	X	X	X
GDC-2A	2.0	250	35	0.03325	31.6	77	X	X	X
GDC-2.5A	2.5	250	35	0.0255	59.4	72.5	X	X	X
GDC-3.15A	3.15	250	35	0.0185	96.4	68.5	X	X	X
GDC-4A	4.0	250	40	0.0139	71.8	67	X	X	X
GDC-5A	5.0	250	50	0.00985	142.5	60.5	X	X	X
GDC-6.3A	6.3	250	63	0.0073	237.6	54	X	X	X
GDC-8A	8.0	250	80	0.007	255.8	55	X	X	X
GDC-10A	10	250	100	0.005	450	54	X	X	X
GDC-12.5A	12.5	250	125	0.004	1019.5	45			X
GDC-15A	15	250	150	0.004	1091.7	65.5			X

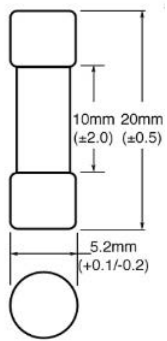
1. DC cold resistance measured at <10% of rated current

2. Typical melting I²t was measured at 10 In

3. Typical voltage drop was measured at +20 °C ambient temperature at rated current

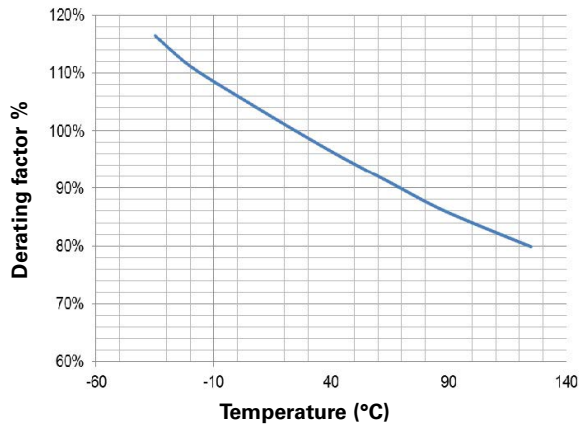
Dimensions- mm

Drawing not to scale

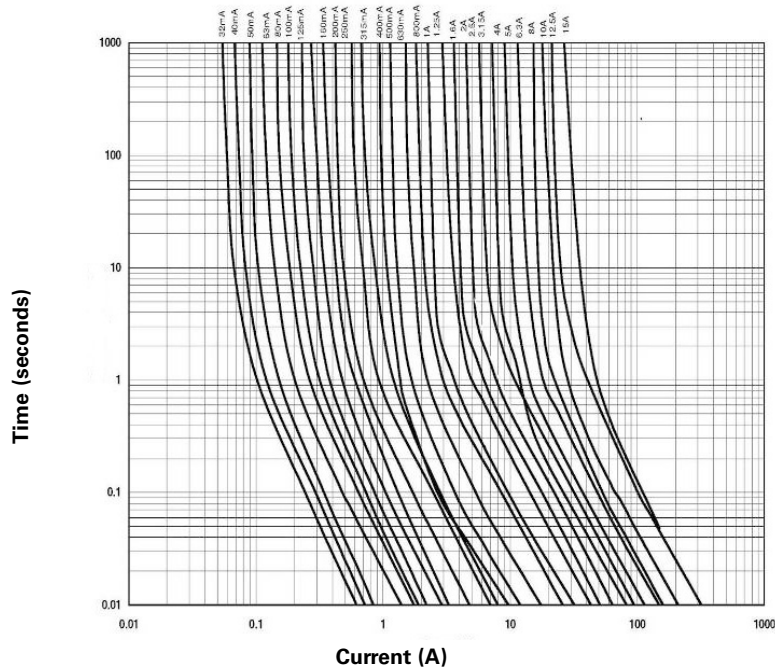


Temperature derating curve

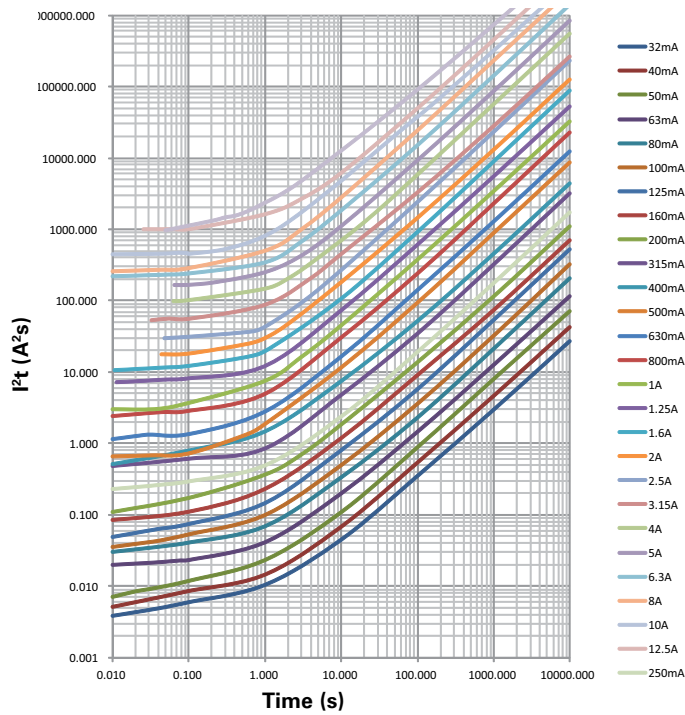
Operating temperature: -40 °C to +125 °C with proper correction factor applied



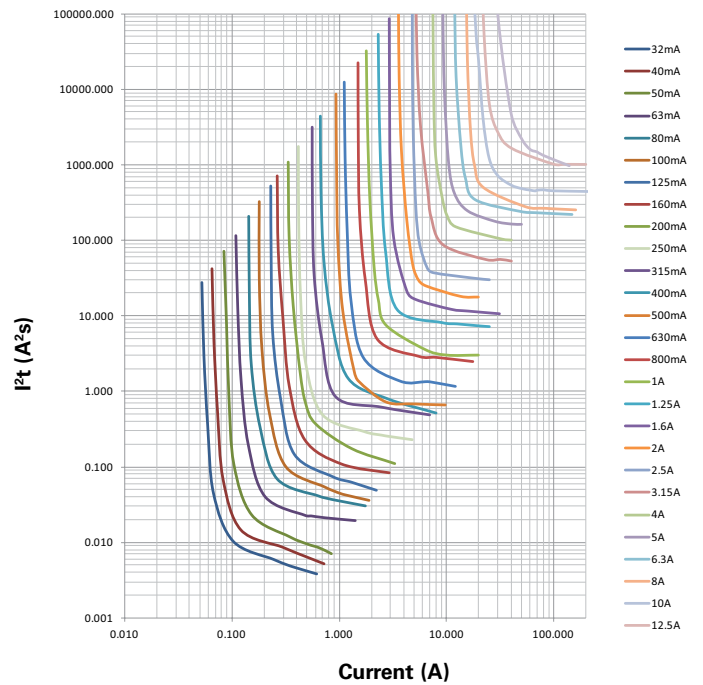
Time vs. current curve



I²t vs. time curve



I²t vs. current curve



Life Support Policy: Eaton does not authorize the use of any of its products for use in life support devices or systems without the express written approval of an officer of the Company. Life support systems are devices which support or sustain life, and whose failure to perform, when properly used in accordance with instructions for use provided in the labeling, can be reasonably expected to result in significant injury to the user.

Eaton reserves the right, without notice, to change design or construction of any products and to discontinue or limit distribution of any products. Eaton also reserves the right to change or update, without notice, any technical information contained in this bulletin.

Eaton
Electronics Division
1000 Eaton Boulevard
Cleveland, OH 44122
United States
Eaton.com/electronics

© 2026 Eaton
All Rights Reserved
Printed in USA
Publication No. 2016 PCN26016, PCN25035
Published: April 2026

Eaton is a registered trademark.
All other trademarks are property of their respective owners.

Follow us on social media to get the latest product and support information.

