



# WL280-2R1631

W280-2

COMPACT PHOTOELECTRIC SENSORS

**SICK**  
Sensor Intelligence.



Illustration may differ



### Ordering information

Type	Part no.
WL280-2R1631	6048859

**Included in delivery:** BEF-W280 (1), P250 (1)

Other models and accessories → [www.sick.com/W280-2](http://www.sick.com/W280-2)

### Detailed technical data

#### Features

<b>Functional principle</b>	Photoelectric retro-reflective sensor
<b>Functional principle detail</b>	Dual lens
<b>Dimensions (W x H x D)</b>	23.5 mm x 74.5 mm x 63 mm
<b>Housing design (light emission)</b>	Rectangular
<b>Sensing range max.</b>	0.01 m ... 15 m <sup>1)</sup> 0.01 m ... 12 m <sup>2)</sup>
<b>Sensing range</b>	0.01 m ... 13 m <sup>1)</sup> 0.01 m ... 11 m <sup>2)</sup>
<b>Type of light</b>	Visible red light
<b>Light source</b>	LED <sup>3)</sup>
<b>Light spot size (distance)</b>	Ø 260 mm (8 m)
<b>Adjustment</b>	Potentiometer

<sup>1)</sup> Reflector PL80A.

<sup>2)</sup> Reflector P250.

<sup>3)</sup> Average service life: 100,000 h at T<sub>U</sub> = +25 °C.

#### Mechanics/electronics

<b>Supply voltage U<sub>B</sub></b>	24 V DC ... 240 V DC <sup>1)</sup> 24 V AC ... 240 V AC <sup>1)</sup>
-------------------------------------	--

<sup>1)</sup> +/- 10%.

<sup>2)</sup> Provide suitable spark suppression for inductive or capacitive loads.

<sup>3)</sup> With light/dark ratio 1:1.

<sup>4)</sup> Do not bend below 0 °C.

<sup>5)</sup> A = V<sub>S</sub> connections reverse-polarity protected.

<sup>6)</sup> C = interference suppression.

<sup>7)</sup> Rated voltage: 250 V AC/DC.

<sup>8)</sup> In the case of a DC supply (relating to EN 61000-6-3) the length of cable between the supply source and the sensor must be < 30 m.

<sup>9)</sup> The AC/DC devices (-2Rxxx only) comply with the Radio Safety Requirements for the industrial sector (Radio Safety Class A). They may cause radio interference if used in a residential area.

<b>Power consumption</b>	≤ 5 VA
<b>Switching output</b>	Relay, electrically isolated <sup>2)</sup>
<b>Output function</b>	Change-over contacts
<b>Switching mode</b>	Light switching <sup>2)</sup>
<b>Switching current (switching voltage)</b>	3 A (240 V AC) 3 A (30 V DC)
<b>Response time</b>	≤ 15 ms
<b>Switching frequency</b>	33 Hz <sup>3)</sup>
<b>Connection type</b>	Cable, 5-wire, 5 m <sup>4)</sup>
<b>Cable material</b>	PVC
<b>Conductor cross section</b>	0.76 mm <sup>2</sup>
<b>Circuit protection</b>	A <sup>5)</sup> C <sup>6)</sup>
<b>Protection class</b>	II <sup>7)</sup>
<b>Overvoltage category</b>	3
<b>Weight</b>	150 g
<b>Polarisation filter</b>	✓
<b>Interference emission</b>	EN 61000-6-3 (only -2Hxxxx) <sup>8)</sup>
<b>Housing material</b>	Plastic, ABS
<b>Optics material</b>	Plastic, PMMA
<b>Enclosure rating</b>	IP66 IP67
<b>Items supplied</b>	Mounting bracket BEF-W280, Reflector P250
<b>Electromagnetic compatibility (EMC)</b>	EN 60947-5-2 EN 61000-6-3 (only -2Hxxxx) <sup>9) 9)</sup>
<b>Ambient operating temperature</b>	-25 °C ... +55 °C
<b>Ambient temperature, storage</b>	-40 °C ... +70 °C
<b>UL File No.</b>	NRKH2.E300503 & NRKH8.E300503

1) +/- 10%.

2) Provide suitable spark suppression for inductive or capacitive loads.

3) With light/dark ratio 1:1.

4) Do not bend below 0 °C.

5) A = V<sub>S</sub> connections reverse-polarity protected.

6) C = interference suppression.

7) Rated voltage: 250 V AC/DC.

8) In the case of a DC supply (relating to EN 61000-6-3) the length of cable between the supply source and the sensor must be < 30 m.

9) The AC/DC devices (-2Rxxxx only) comply with the Radio Safety Requirements for the industrial sector (Radio Safety Class A). They may cause radio interference if used in a residential area.

### Safety-related parameters

<b>MTTF<sub>D</sub></b>	1,558 years
<b>DC<sub>avg</sub></b>	0 %

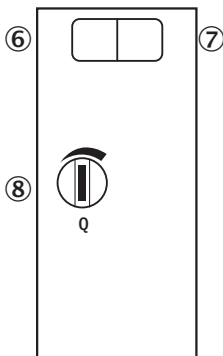
### Classifications

<b>ECLASS 5.0</b>	27270902
<b>ECLASS 5.1.4</b>	27270902

<b>ECLASS 6.0</b>	27270902
<b>ECLASS 6.2</b>	27270902
<b>ECLASS 7.0</b>	27270902
<b>ECLASS 8.0</b>	27270902
<b>ECLASS 8.1</b>	27270902
<b>ECLASS 9.0</b>	27270902
<b>ECLASS 10.0</b>	27270902
<b>ECLASS 11.0</b>	27270902
<b>ECLASS 12.0</b>	27270902
<b>ETIM 5.0</b>	EC002717
<b>ETIM 6.0</b>	EC002717
<b>ETIM 7.0</b>	EC002717
<b>ETIM 8.0</b>	EC002717
<b>UNSPSC 16.0901</b>	39121528

### Adjustments

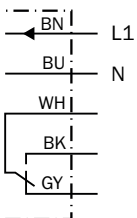
WL280-2H/-2R



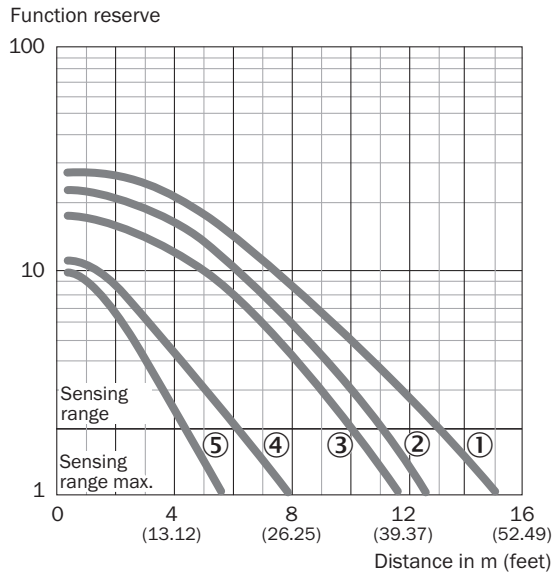
- ⑥ LED indicator green: Stability indicator
- ⑦ LED indicator yellow: Status of received light beam
- ⑧ Sensitivity control: potentiometer

### Connection diagram

Cd-163

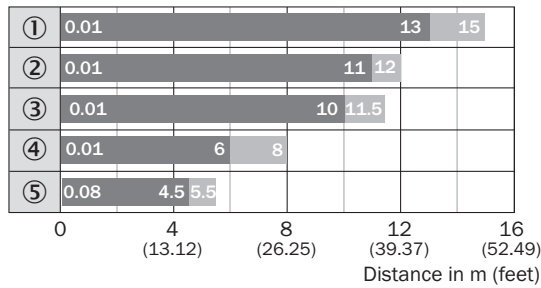


### Characteristic curve



- ① Reflector PL80A, C110A
- ② Reflector P250
- ③ Reflector PL50A, PL40A, PL30A, PL31A
- ④ Reflector PL20A
- ⑤ Diamond Grade reflective tape, 100 mm x 100 mm

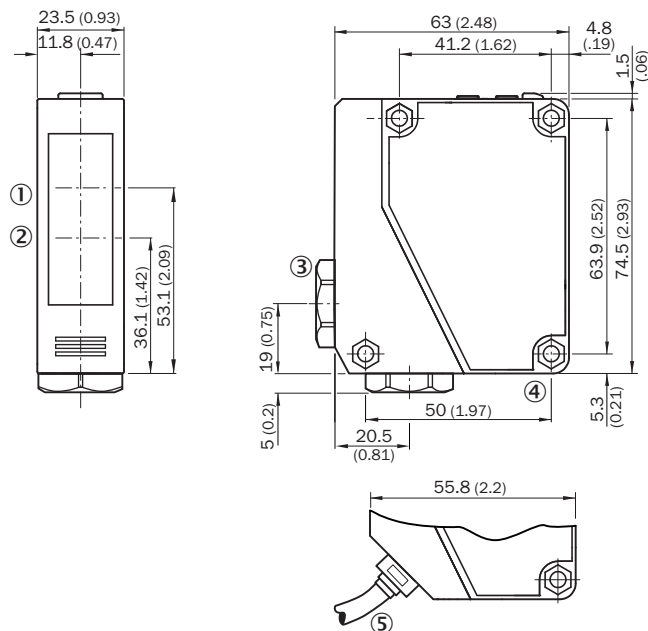
### Sensing range diagram



- Sensing range      ■ Sensing range max.
- ① Reflector PL80A, C110A
- ② Reflector P250
- ③ Reflector PL50A, PL40A, PL30A, PL31A
- ④ Reflector PL20A
- ⑤ Diamond Grade reflective tape, 100 mm x 100 mm

**Dimensional drawing** (Dimensions in mm (inch))




WTE280-2, WL280-2, AC/DC



- ① Center of optical axis, receiver
- ② Center of optical axis, sender
- ③ Cable entry gland 3/8" for cable diameter 6 to 8 mm
- ④ Mounting hole, Ø 4.3 mm
- ⑤ Cable, 2 m, 5-wire, Ø 6.3 mm

**Recommended accessories**

Other models and accessories → [www.sick.com/W280-2](http://www.sick.com/W280-2)

	Brief description	Type	Part no.
<b>Mounting brackets and plates</b>			
	Universal mounting bracket for reflectors, steel, zinc coated	BEF-WN-REFX	2064574
<b>Plug connectors and cables</b>			
	<ul style="list-style-type: none"> <li>• <b>Connection type head A:</b> Male connector, M12, 5-pin, straight</li> <li>• <b>Description:</b> Unshielded, Head A: male connector, M12, 5-pin, straight, unshielded, for cable diameter 4 mm ... 6 mm Head B: -</li> <li>• <b>Connection systems:</b> Screw-type terminals</li> <li>• <b>Permitted cross-section:</b> ≤ 0.75 mm<sup>2</sup></li> <li>• <b>Note:</b> For field bus technology</li> </ul>	STE-1205-G	6022083
<b>Reflectors</b>			
	Rectangular, screw connection, 51 mm x 61 mm, PMMA/ABS, Screw-on, 2 hole mounting	P250	5304812

## SICK AT A GLANCE

SICK is one of the leading manufacturers of intelligent sensors and sensor solutions for industrial applications. A unique range of products and services creates the perfect basis for controlling processes securely and efficiently, protecting individuals from accidents and preventing damage to the environment.

We have extensive experience in a wide range of industries and understand their processes and requirements. With intelligent sensors, we can deliver exactly what our customers need. In application centers in Europe, Asia and North America, system solutions are tested and optimized in accordance with customer specifications. All this makes us a reliable supplier and development partner.

Comprehensive services complete our offering: SICK LifeTime Services provide support throughout the machine life cycle and ensure safety and productivity.

For us, that is “Sensor Intelligence.”

## WORLDWIDE PRESENCE:

Contacts and other locations –[www.sick.com](http://www.sick.com)