

**RoHS
Compliant**



Features

- Miniature automotive relay
MPCMA56 dimensions:14mm × 7.2mm × 13.7mm
MPCMA562 dimensions:14mm × 15.4mm × 13.7mm
MPCMA56T dimensions:14mm × 7.2mm × 14.2mm
MPCMA562T dimensions:14mm × 15.4mm × 14.2mm
- 25A of Motor Load;
- Single relay or twin relay

Specification

Contact Data		
Contact Form	1 Form C	
Contact Material	Ag Alloy	
Contact Rating	12V:25A (Inrush) 14V DC (Motor), 12V: 20A 14V DC (Resistance) 24V: 10A 24V DC (Resistance)	
Contact Resistance	Max. 100mΩ (6V DC 1A)	
Load	Max. Switching Voltage	16V DC
	Max. Switching Current	30A
	Max.Continuous current	30A (23°C, 1h)
	Min. Switching Load	1A 6V DC
Life	Electrical	1×10 ⁵ ops(720 ops/h)
	Mechanical	1×10 ⁶ ops(300 ops/min)
Coil Data		
Nominal Coil Power	0.64W, 0.8W	
Max.Permitted Coil Voltage	0.64W: 20VDC(23°C),16VDC(85°C)	
	0.8W: 18VDC(23°C), 14VDC(85°C)	
General Data		
Insulation Resistance	Min.100MΩ 500V DC	
Dielectric Strength	Between open contacts	550V AC,50/60Hz,1 min
	Between coil and contacts	
Operate Time	Max. 10ms	
Release Time		
Operating Temperature	-40°C to +105°C (Standard), -40°C to +125°C (Reflow)	
Humidity	35-95% RH, +40°C	
Shock Resistanc	Endurance	100G
	Misoperation	10G
Vibration Resistance	Endurance	10-500Hz,5G Acceleration
	Misoperation	
Weight	CMA56 :4g, CMA562 :8g	

Note:Data shown are of initial value

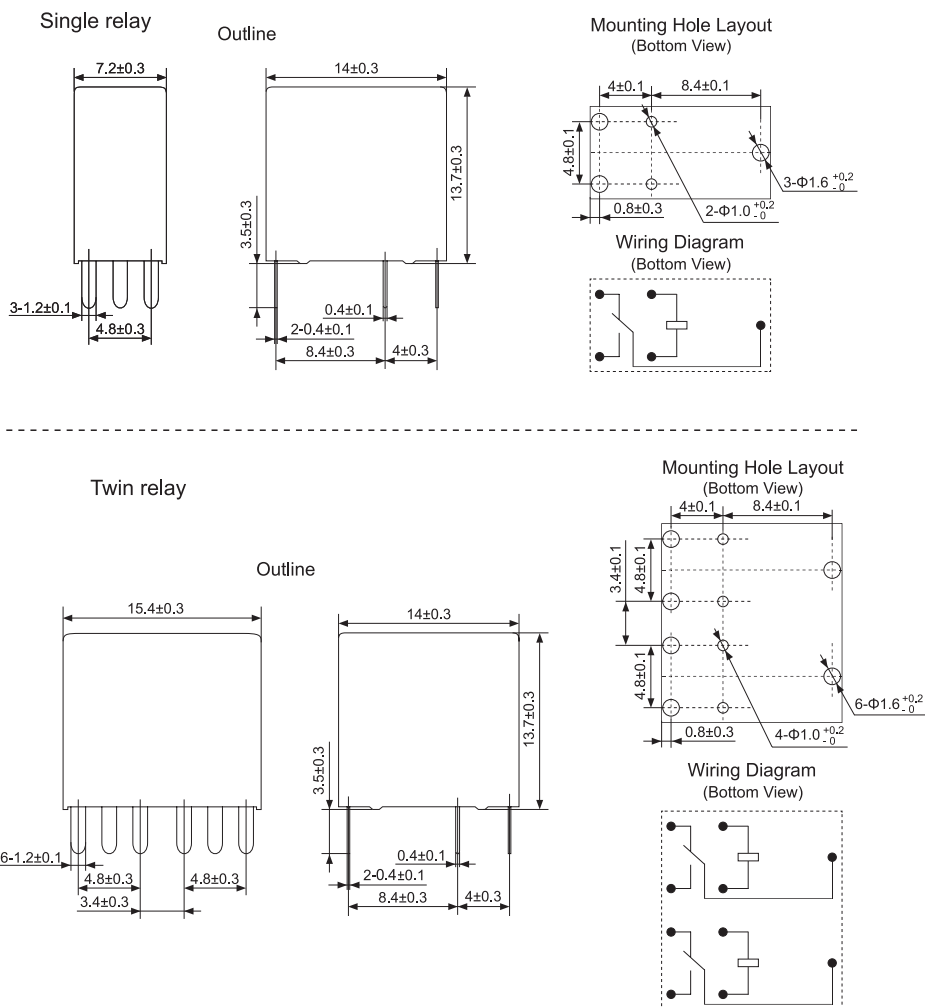
Newark.com/multicomp-pro
Farnell.com/multicomp-pro
sg.element14.com/b/multicomp-pro

Coil Data

Ambient Temperature: 23°C

Model	Nominal Voltage V DC	Coil Resistance $\Omega \pm 10\%$	Operate Voltage $\leq V$ DC	Release Voltage $\geq V$ DC	Coil Power W
CMA56H-S-DC12V-C	12	180	6.5	1.2	0.8
CMA56H-S-DC24V-C	24	720	13	2.4	
CMA562H-S-DC12V-C	12	225	7.2	1.2	0.64
CMA562H-S-DC24V-C	24	900	14.4	2.4	

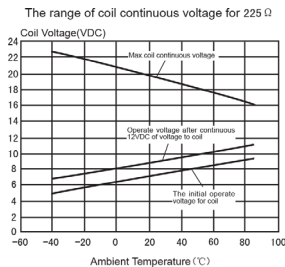
Outline, Wiring Diagram, Mounting Hole Layout



Dimensions : Millimetres

Reference Data

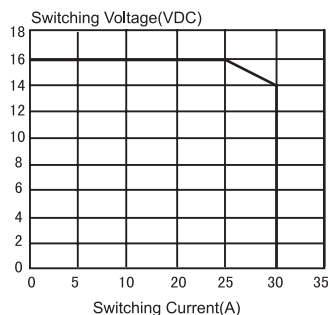
1. The range of coil continuous voltage



Note:

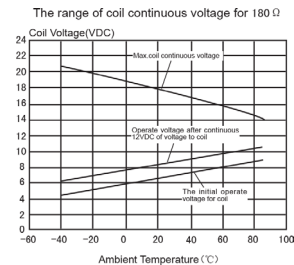
- (1) It is available for no load when Max.continuous coil voltage is energized to relay.
- (2) The Operate voltage will be affected by coil pre-applied time and voltage.It will be increased after pre-applied.
- (3) The Max.permitted temperature of coil is 180°C.

2.Max.range of permitted load(23°C)



Note:

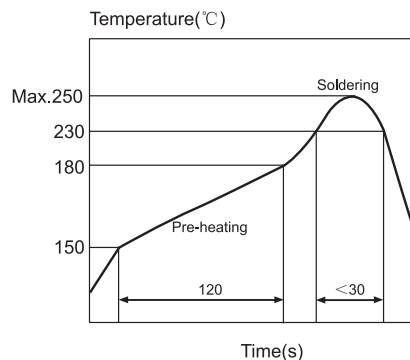
- (1) It is available for Normal Open Contact (NO side), resistance load.
- (2) It shall be conducted the electrical endurance by specified load. It is desirable that the product to be tested again if any one of the actually used contact voltage , current, frequency is different from specified



Note:

- (1) It is available for no load when Max.continuous coil voltage is energized to relay.
- (2) The Operate voltage will be affected by coil pre-applied time and voltage.It will be increased after pre-applied.
- (3) The Max.permitted temperature of coil is 180°C.

3.Reflow Solder, PCB Temperature (recommended solder temperature)



Part Number Table

Description	Part Number
Automotive Relay, PCB Type,NO/NC, 0.8W, 20A	MPCMA56H-S-DC12V-C
Automotive Relay, PCB Type,NO/NC, 0.8W, 20A	MPCMA56H-S-DC24V-C
Automotive Relay, PCB Type,NO/NC, 0.64W, 20A	MPCMA562H-S-DC12V-C
Automotive Relay, PCB Type,NO/NC, 0.64W, 20A	MPCMA562H-S-DC24V-C

Important Notice : This data sheet and its contents (the "Information") belong to the members of the AVNET group of companies (the "Group") or are licensed to it. No licence is granted for the use of it other than for information purposes in connection with the products to which it relates. No licence of any intellectual property rights is granted. The Information is subject to change without notice and replaces all data sheets previously supplied. The Information supplied is believed to be accurate but the Group assumes no responsibility for its accuracy or completeness, any error in or omission from it or for any use made of it. Users of this data sheet should check for themselves the Information and the suitability of the products for their purpose and not make any assumptions based on information included or omitted. Liability for loss or damage resulting from any reliance on the Information or use of it (including liability resulting from negligence or where the Group was aware of the possibility of such loss or damage arising) is excluded. This will not operate to limit or restrict the Group's liability for death or personal injury resulting from its negligence. Multicomp Pro is the registered trademark of Premier Farnell Limited 2019.