

Technical Data

Application and basic function

Controlled switch-ON/OFF of the on-board power supply in commercial vehicles.
 This device integrates the basic of a monostable two coil featuring for a strong pull in and an economical holding.
 The electronic-unit takes over the relay-control, the evaluation for current monitoring, the main-contact-control and other control-functions.

Operational Characteristics

OVERCURRENT THRESHOLD 1.....±200 AMP ± 5%
 BLANKING 1 (T1).....10 sec ±100 MSEC
 OVERCURRENT THRESHOLD 2.....±800 AMP ± 5%
 BLANKING 2 (T2).....APPROX. 150 MSEC

OPERATION TIME
 OPERATE OVER SUPPLY VOLTAGE.....MAX. 150 MSEC
 OPERATE OVER INIT.....MAX. 100 MSEC

CONTROL INPUT (INIT)
 CONTROL SIGNAL.....ACTIVE LOW
 CONTROL THRESHOLD.....1 VDC ±0,5 VDC
 FUNCTION.....RELAY ON / OFF

ANALOGUE-OUTPUT:
 LINEAR VOLTAGE-OUTPUT (0,1-4,9 VDC)
 -300A = 0,0 VDC
 0A = 2,5 VDC
 +300A = 5,0 VDC
 TOLERANCE: ±2% ±5A

General Data

Temperature range.....-40°C to +85°C
 Storage temperature.....-46°C to +95°C(95°C for 2h)

Interior protection.....IP67(0,2bar-1min)and IP6K9K
after IEC529 and DIN 40 050 T9
 Terminal protection.....IP00/ IEC529 and DIN 40 050 T9

Vibration.....4 g/50-2000Hz
 Shock.....6 g/11msec
 after ISO 16750 for road vehicles

Resistance.....against most oils, hydraulic fluids, fuels, alcohol, fire-extinguishing agents, battery acid, salt spray, injurious gas, cleaning agents, humidity, alternating temperature

Mounting position.....optional
 Weight.....approx. 890 gr

Electrical Data

Nominal Voltage.....24VDC
 Voltage range.....16-32VDC
 Spikes.....70VDC FOR 2 MSEC
 Min. operational Voltage.....16VDC
 Overvoltage.....36VDC bei 40°C/ 1h

Min. Insulation Resistance.....100MOhm
 After live or environmental.....50MOhm
 Dielectric withstanding voltage.....1050VAC/1min

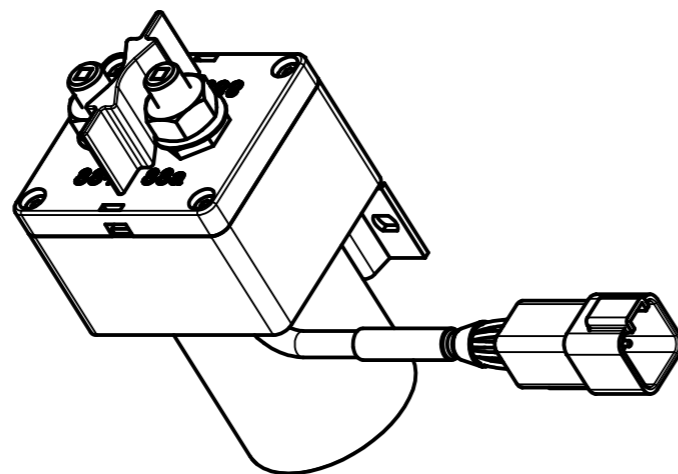
Relay Data

Duty rating.....300A continuous
 Overload.....3000A for 1sec, 750A for 20sec

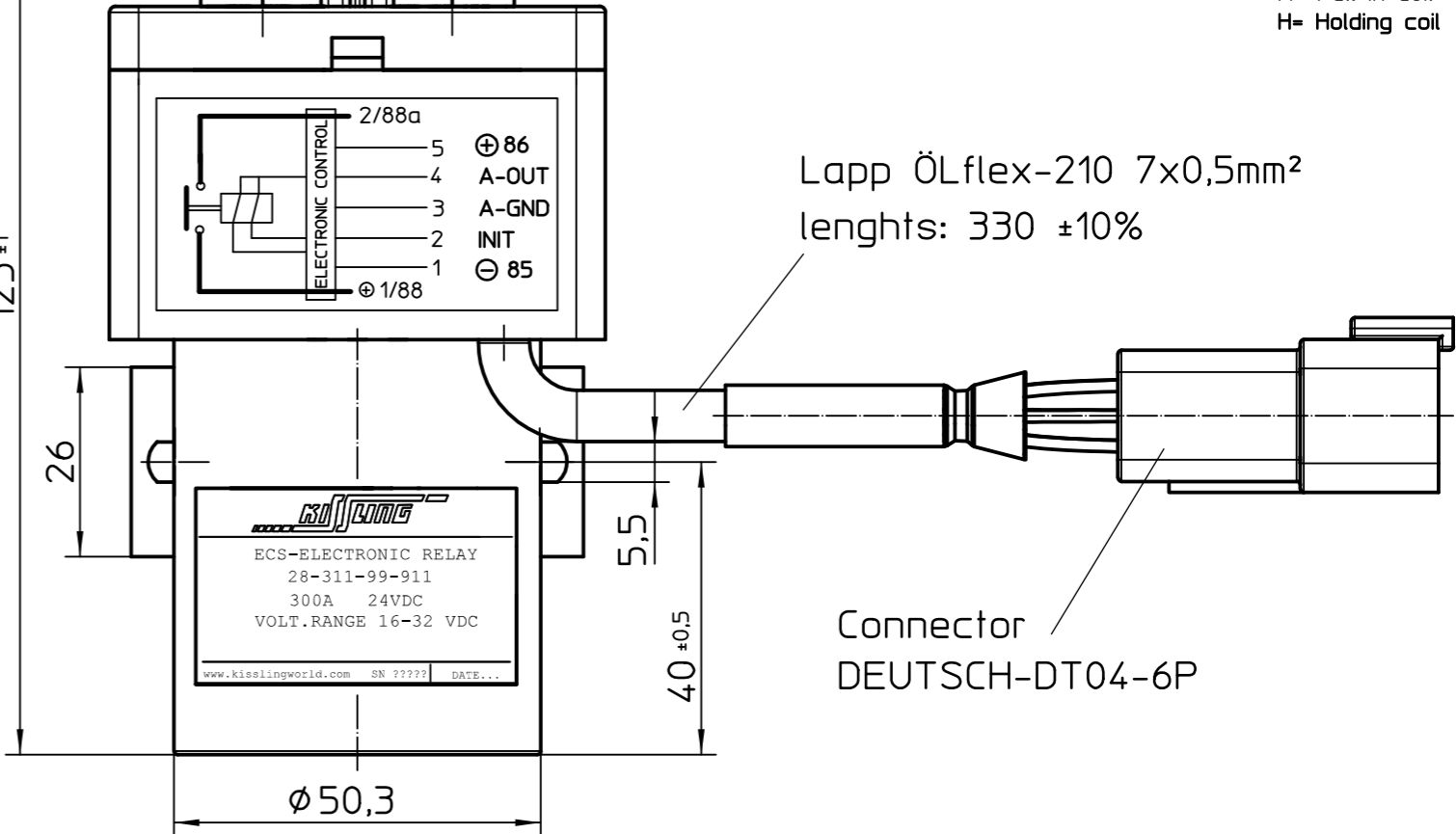
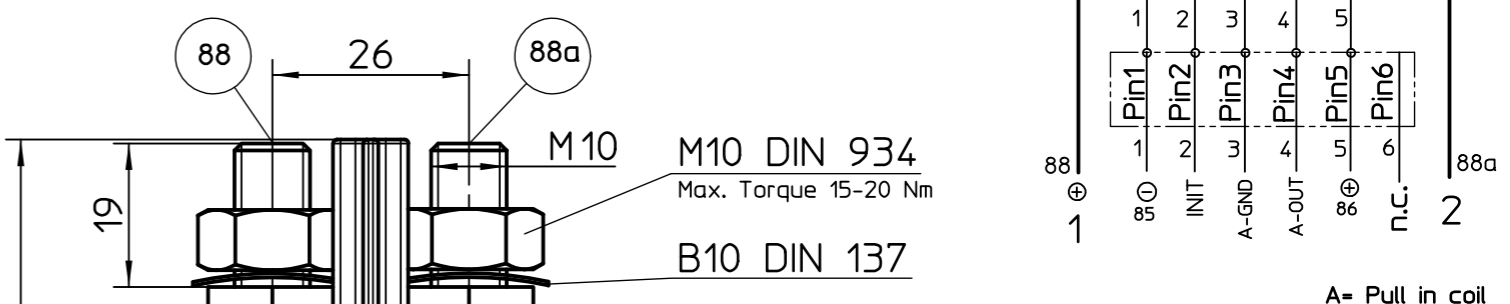
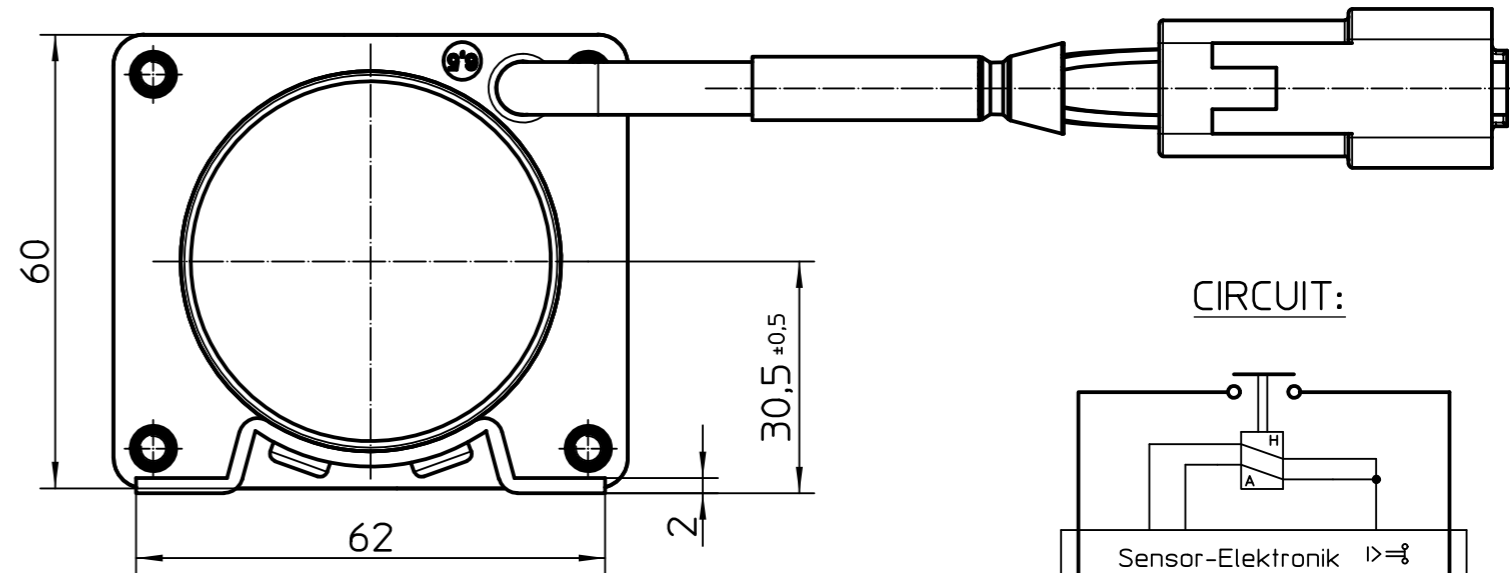
Contact life, 300A resistive load200 000 cycles
 Mechanical life.....300 000 cycles

Contact drop (at 300A duty rating).....150mVDC
 Contact drop after life test.....175mVDC

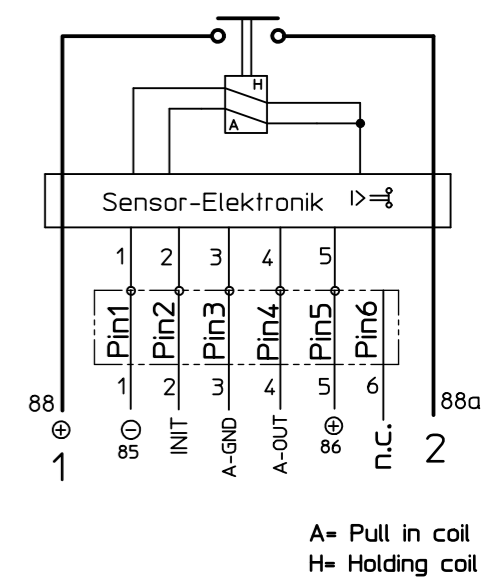
Resistance Pull in coil.....approx 5,2 Ohms ±10%
 Pull in current max.....4A for 20 Msec.
 Resistance Holding coil.....approx 101 Ohms ±10%
 Holding current max.....max. 0,3A



3D ISO
 M 1:2



CIRCUIT:



Lapp Ölflex-210 7x0,5mm²
 lengths: 330 ±10%

Connector
 DEUTSCH-DT04-6P

ECS-Power Relay 300AMP (24VDC)

Datum					Name		Freimaßtoleranz		Maßstab		Zeichnungsnummer	
Bearb. 01.09.2015					Hamar		DIN ISO 2768 cL		1:1		28-311-99-911	
Gepr. 22.09.2015					Kaise		Bl. 1 v. 1				Kunden-Znr.:	

Für diese Zeichnung behalten wir uns das Urheberrecht gemäß DIN 34 vor