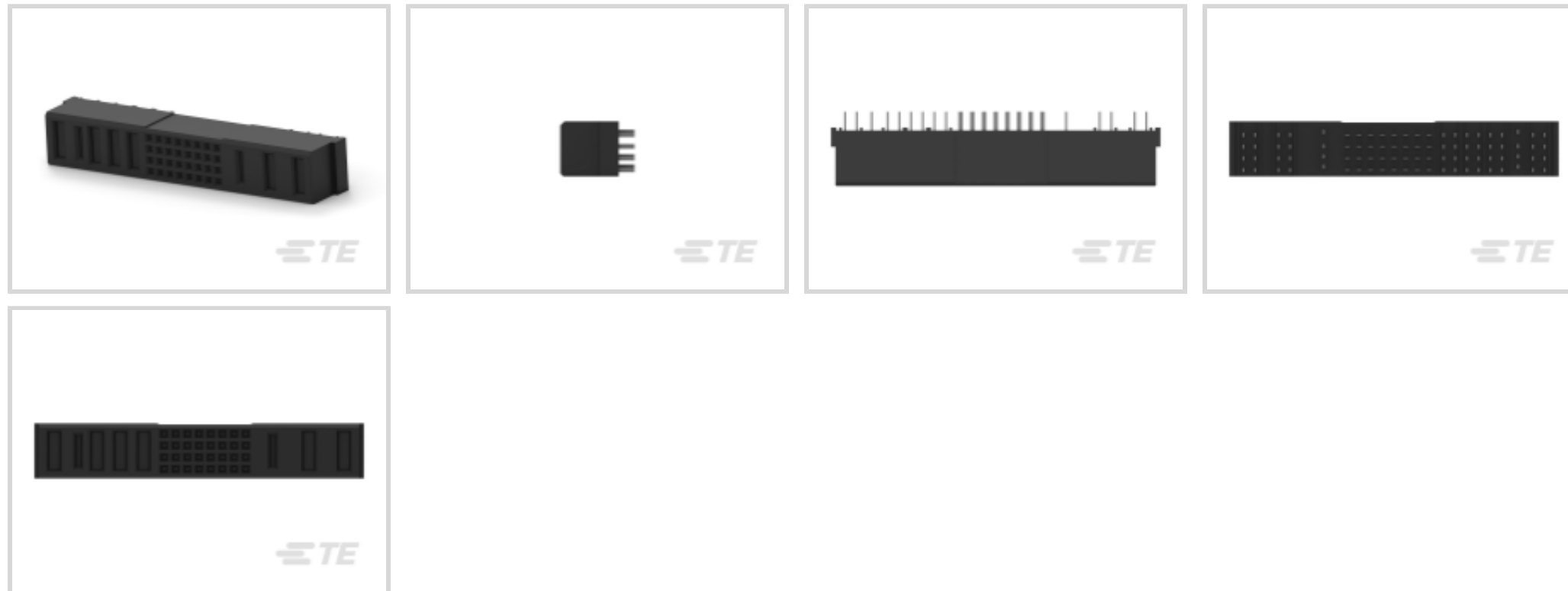




Connectors > Power Connectors > Rectangular Power > Rectangular Power Connectors



Product Type: **Connector Assembly**

Housing Type: **Receptacle**

Connector System: **Board-to-Board**

Number of Positions: **40**

Centerline (Pitch): **2.54 mm, 5.08 mm, 7.62 mm [.1 in, .2 in, .3 in]**

Features

Product Type Features

Product Type	Connector Assembly
Housing Type	Receptacle
Connector System	Board-to-Board
Sealable	No
Connector & Contact Terminates To	Printed Circuit Board
Contact Type	Socket

Configuration Features

Number of Positions	40
PCB Mount Orientation	Vertical
Number of Power Positions	8
Number of Signal Positions	32
Number of Rows	4
Row-to-Row Spacing	2.54 mm[.1 in]
Board-to-Board Configuration	Vertical

Electrical Characteristics

Operating Voltage	60 VDC, 300 VDC
-------------------	-----------------

Contact Features

Power Contact Material	Tin
Contact Current Rating (Max)	42 A
Contact Retention	Without
Contact Termination Area Plating Material	Tin
Contact Mating Area Plating Material	Noble Metal
Contact Mating Area Plating Thickness	.76 μm [30 μin]
Underplate Material Thickness	1.2 μm

Termination Features

Termination Post & Tail Length	1.2 mm[.047 in]
Termination Method to Printed Circuit Board	Through Hole - Press-Fit

Mechanical Attachment

PCB Mount Retention	With
PCB Mount Retention Type	Action/Compliant Tail
Connector Mounting Type	Board Mount
Mating Retention Type	Action/Compliant Tail

Housing Features

Centerline (Pitch)	2.54 mm, 5.08 mm, 7.62 mm[.1 in][.2 in][.3 in]
UL Flammability Rating	UL 94V-0
Housing Color	Black
Housing Material	High Temperature Thermoplastic

Dimensions

Panel Thickness	1.2 mm
-----------------	--------

Usage Conditions

Operating Temperature Range	-40 – 125 °C[-40 – 257 °F]
-----------------------------	----------------------------

Operation/Application

Circuit Application	Power & Signal
---------------------	----------------

Industry Standards

Glow Wire Rating	High Temperature Part - Not Glow Wire
------------------	---------------------------------------

Packaging Features



Packaging Method	Tray
------------------	------

Product Compliance

[For compliance documentation, visit the product page on TE.com>](#)

EU RoHS Directive 2011/65/EU	Compliant
EU ELV Directive 2000/53/EC	Compliant
China RoHS 2 Directive MIIT Order No 32, 2016	No Restricted Materials Above Threshold
EU REACH Regulation (EC) No. 1907/2006	Current ECHA Candidate List: JAN 2019 (197) Candidate List Declared Against: JAN 2018 (181)
Halogen Content	Not Low Halogen - contains Br or Cl > 900 ppm.
Solder Process Capability	Not applicable for solder process capability

Product Compliance Disclaimer

This information is provided based on reasonable inquiry of our suppliers and represents our current actual knowledge based on the information they provided. This information is subject to change. The part numbers that TE has identified as EU RoHS compliant have a maximum concentration of 0.1% by weight in homogenous materials for lead, hexavalent chromium, mercury, PBB, PBDE, DBP, BBP, DEHP, DIBP, and 0.01% for cadmium, or qualify for an exemption to these limits as defined in the Annexes of Directive 2011/65/EU (RoHS2). Finished electrical and electronic equipment products will be CE marked as required by Directive 2011/65/EU. Components may not be CE marked. Additionally, the part numbers that TE has identified as EU ELV compliant have a maximum concentration of 0.1% by weight in homogenous materials for lead, hexavalent chromium, and mercury, and 0.01% for cadmium, or qualify for an exemption to these limits as defined in the Annexes of Directive 2000/53/EC (ELV). Regarding the REACH Regulations, TE's information on SVHC in articles for this part number is still based on the European Chemical Agency (ECHA) 'Guidance on requirements for substances in articles' (Version: 2, April 2011), applying the 0.1% weight on weight concentration threshold at the finished product level. TE is aware of the European Court of Justice ruling of September 10th, 2015 also known as O5A (Once An Article Always An Article) stating that, in case of 'complex object', the threshold for a SVHC must be applied to both the product as a whole and simultaneously to each of the articles forming part of its composition. TE has evaluated this ruling based on the new ECHA "Guidance on requirements for substances in articles" (June 2017, version 4.0) and will be updating its statements accordingly.

Compatible Parts



Also in the Series | **MULTI-BEAM XLE**



Rectangular Power Connectors(170)

Customers Also Bought



TE Part #1-1469492-2
MULTIGIG RT 9MM GUIDE /ESD 45 DEG



TE Part #2102735-1
BP, Half Left End, MULTIGIG RT 2R



TE Part #2102736-1
BP, Center, MULTIGIG RT 2R



TE Part #2102737-1
BP, Right End, MULTIGIG RT 2R




TE Part #1-1469492-7
MULTIGIG RT 9MM GUIDE /ESD 270 DEG




TE Part #1410946-1
MULTI-GIG SOC. CAP SCREW, CUSTOMIZED HDW



TE Part #1-1469491-3
MULTIGIG RT GUIDE PIN, 9MM 4.20



TE Part #6450863-5
MBXLE VERT RCPT 7ACP



TE Part #1-6450869-0
V/R
2ACP+8S+4ACP+16S+2ACP+12S+3ACP+32S+3HDP+1LP+1P



TE Part #6450849-7
MBXLE R/A HED
2ACP+8S+4ACP+16S+2ACP+12S+3ACP+32S+3HDP+1LP+1P

Documents

Product Drawings

V/R 2ACP+1LP+32S+3HDP+1LP+1P

English

V/R 2ACP+1LP+32S+3HDP+1LP+1P

English

CAD Files

3D PDF

3D



Customer View Model

[ENG_CVM_CVM_1-6450869-4_A1.2d_dxf.zip](#)

English

Customer View Model

[ENG_CVM_CVM_1-6450869-4_A1.3d_igs.zip](#)

English

Customer View Model

[ENG_CVM_CVM_1-6450869-4_A1.3d_stp.zip](#)

English

Datasheets & Catalog Pages

[2_PIECE_POWER_CONNECTORS_qrg_4-1773458-1](#)

English

Product Specifications

[Product Specification](#)

English

Product Environmental Compliance

[TE Material Declaration](#)

English