

RoHS  
Compliant



## Description

These series fast-acting fuse with high breaking capacity for use with printed circuit boards is used in a large variety of applications. This  $\Phi 5\text{mm} \times 20\text{mm}$  device is constructed of a ceramic tube with electro-plated brass end caps. This series with 420V/AC DC rating and 300 Ampere breaking, and 500V DC rating and 400 Ampere breaking, and 600V AC rating and 100 Ampere breaking, offers excellent quality and is 100% tested for cold resistance and precise length.

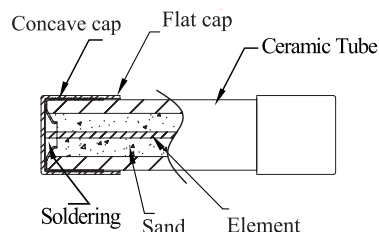
## Features

- Miniature fuse with fast-acting, high breaking capacity
- $\Phi 5\text{mm} \times 20\text{mm}$  physical dimensions
- Ceramic tube, encapsulated design with nickel - plated brass end caps
- Protection against harmful over-currents in primary and secondary applications.
- Designed compliant to UL248-14 IEC60127-7

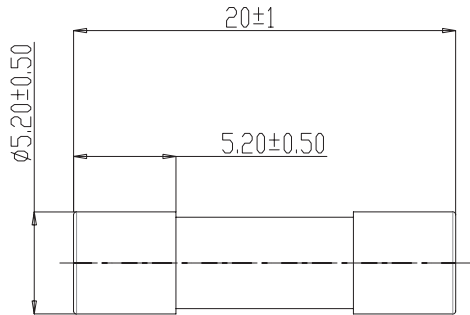
## Specifications

Operating Temperature	: -55°C to 125°C
Storage Conditions	: +10°C to +60°C
Relative humidity	: $\leq 75\%$ yearly average without dew, maximum 30 days at 95%
Vibration Resistance	: 24 cycles at 15 min. each (60068-6) 10-60Hz at 0.75mm amplitude 60-2000Hz at 10g acceleration

## Mechanical Specifications



## Dimensions



Dimensions : Millimetres

## Electrical characteristics

Electrical Characteristics at 25°C					
Amp Code	Rated Current	Max. Voltage	Typical Cold Resistance (mΩ)	Nominal Melting I <sup>2</sup> t (A <sup>2</sup> sec)	Breaking Capacity
MP013381	6.3A	500V DC 600V AC	21.5	24.6	300A@420V AC / DC 400A@ 500V DC 100A@ 600V AC
MP013382	8A		13.5	64.6	
MP013383	10A		9.4	130	
MP013384	16		6.6	258	
MP013385	20		5.3	392	
MP013386	25		3.36	1031	

Notes: (1) Permissible continuous operating current is ≤100% at ambient temperature of 23°C (73.4°F)  
 (2) Typical pre-arcing I<sup>2</sup>t are measured at 10I<sub>n</sub> current.

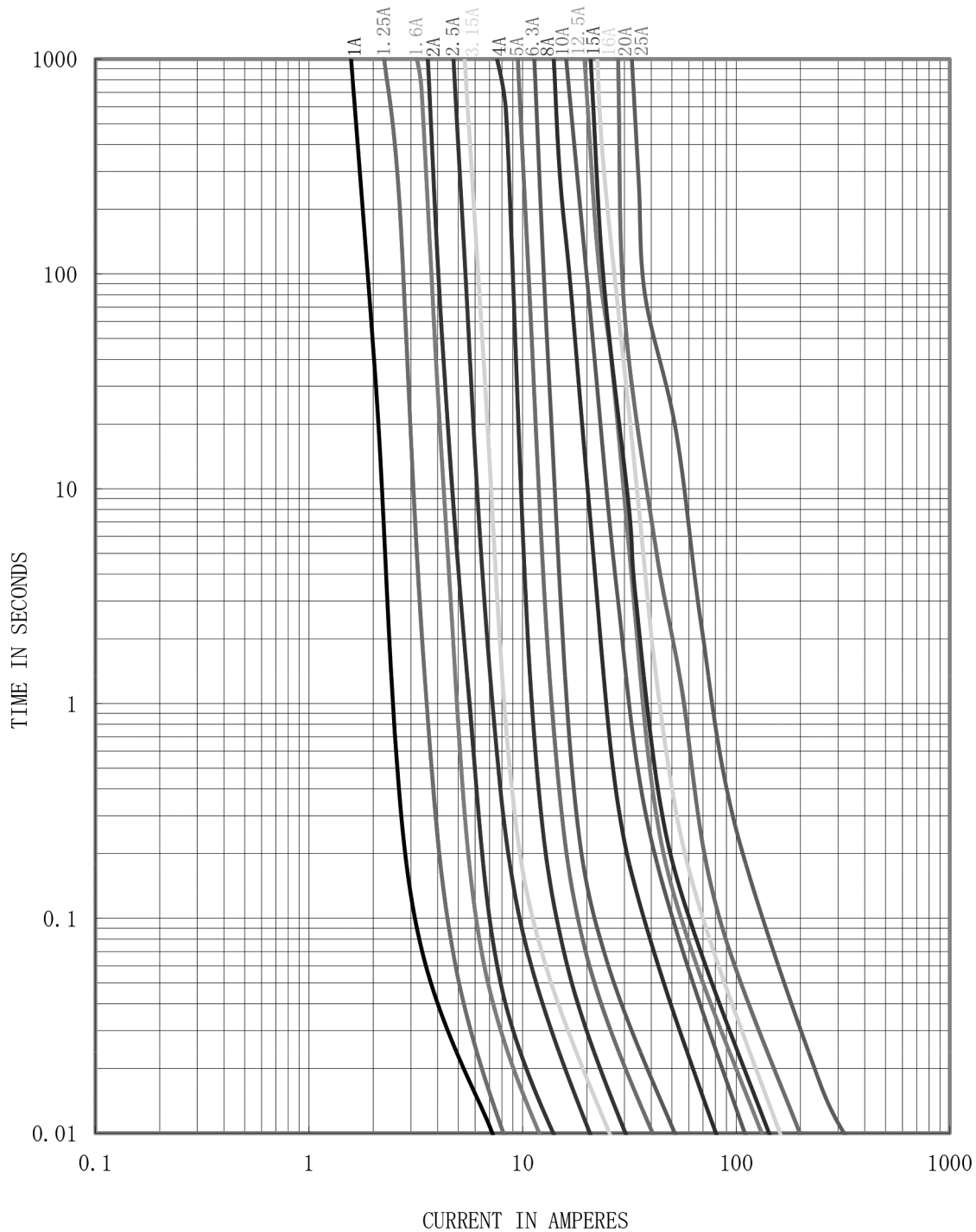
## Electrical Specifications

### Time vs Current Characteristics Table

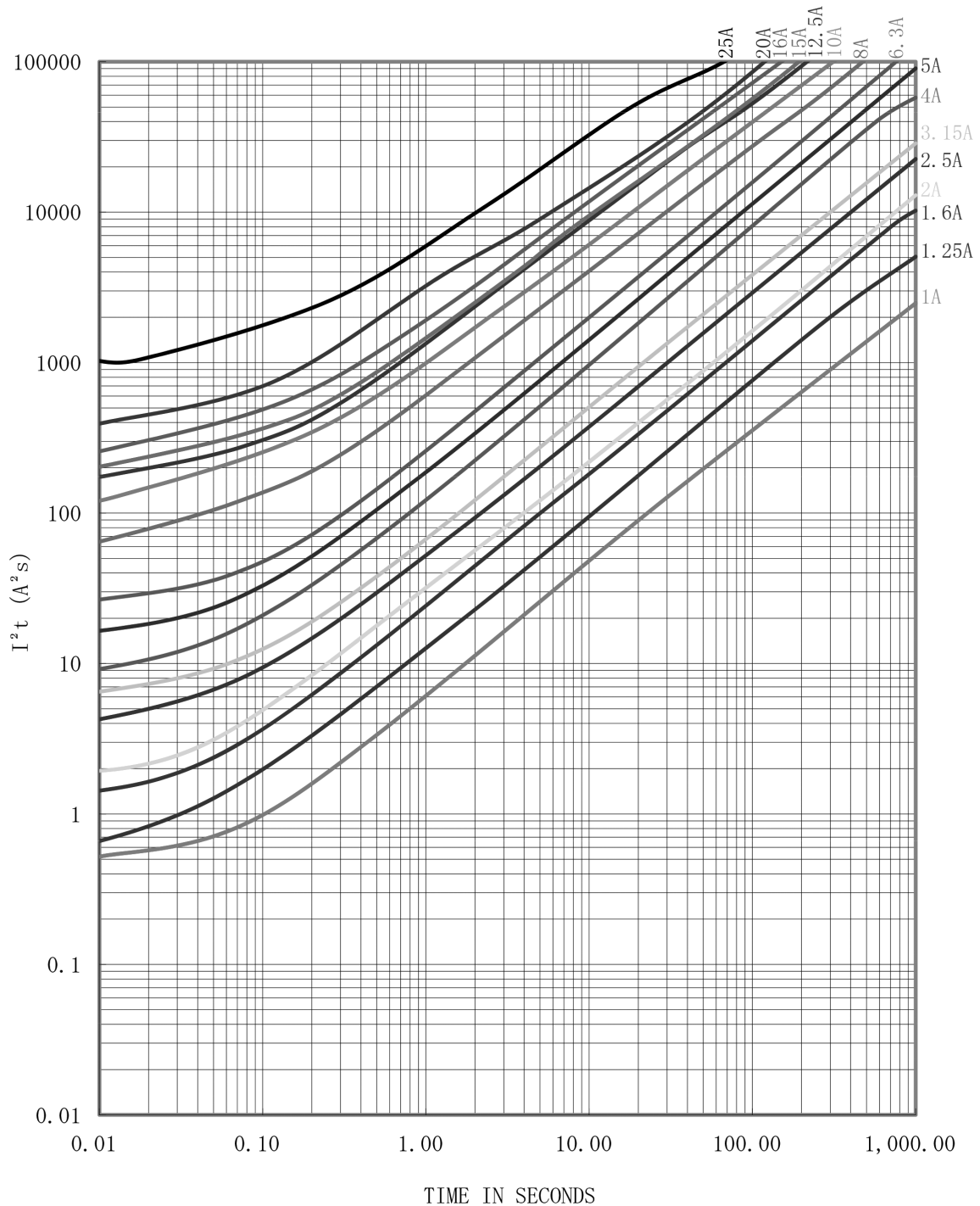
(measured with constant current power supply)

Rated Current	100 %	210 %	275 %	400 %	1000 %
1A~25A	>1h	<30 min	40ms - 20s	10ms - 1s	≤30ms

## Average Time Current (I-T) Curves

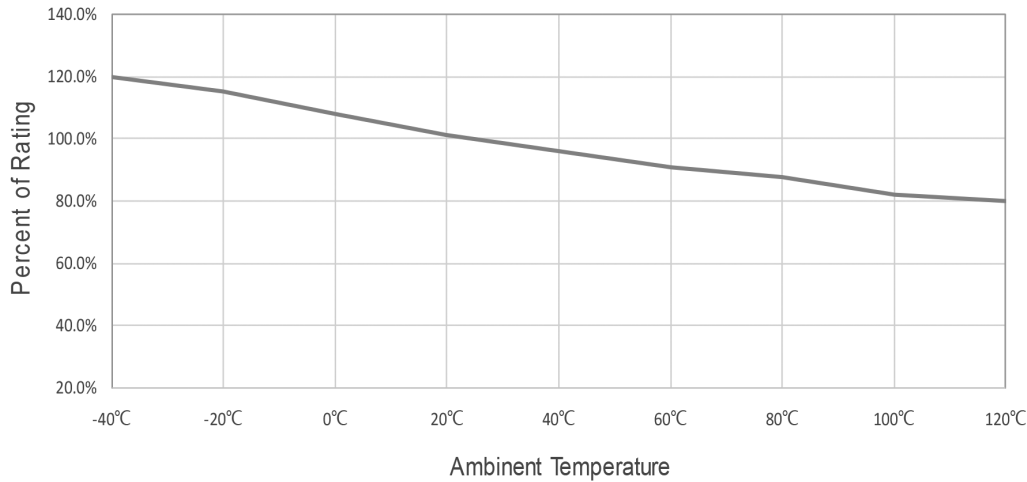


## I<sup>2</sup>T Curve



## Temperature Derating Curve

Temperature Derating Curve



Calculation for ideal fuse selection =  $\frac{\text{Operating Current (A)}}{\text{Rating (\%} \times 0.75)}$

## Part Number Table

Description	Part Number
Cartridge Fuse, 6.3A, 600V AC/500V DC	MP013381
Cartridge Fuse, 8A, 600V AC/500V DC	MP013382
Cartridge Fuse, 10A, 600V AC/500V DC	MP013383
Cartridge Fuse, 16A, 600V AC/500V DC	MP013384
Cartridge Fuse, 20A, 600V AC/500V DC	MP013385
Cartridge Fuse, 25A, 600V AC/500V DC	MP013386

**Important Notice :** This data sheet and its contents (the "Information") belong to the members of the AVNET group of companies (the "Group") or are licensed to it. No licence is granted for the use of it other than for information purposes in connection with the products to which it relates. No licence of any intellectual property rights is granted. The Information is subject to change without notice and replaces all data sheets previously supplied. The Information supplied is believed to be accurate but the Group assumes no responsibility for its accuracy or completeness, any error in or omission from it or for any use made of it. Users of this data sheet should check for themselves the Information and the suitability of the products for their purpose and not make any assumptions based on information included or omitted. Liability for loss or damage resulting from any reliance on the Information or use of it (including liability resulting from negligence or where the Group was aware of the possibility of such loss or damage arising) is excluded. This will not operate to limit or restrict the Group's liability for death or personal injury resulting from its negligence. Multicomp Pro is the registered trademark of Premier Farnell Limited 2019.