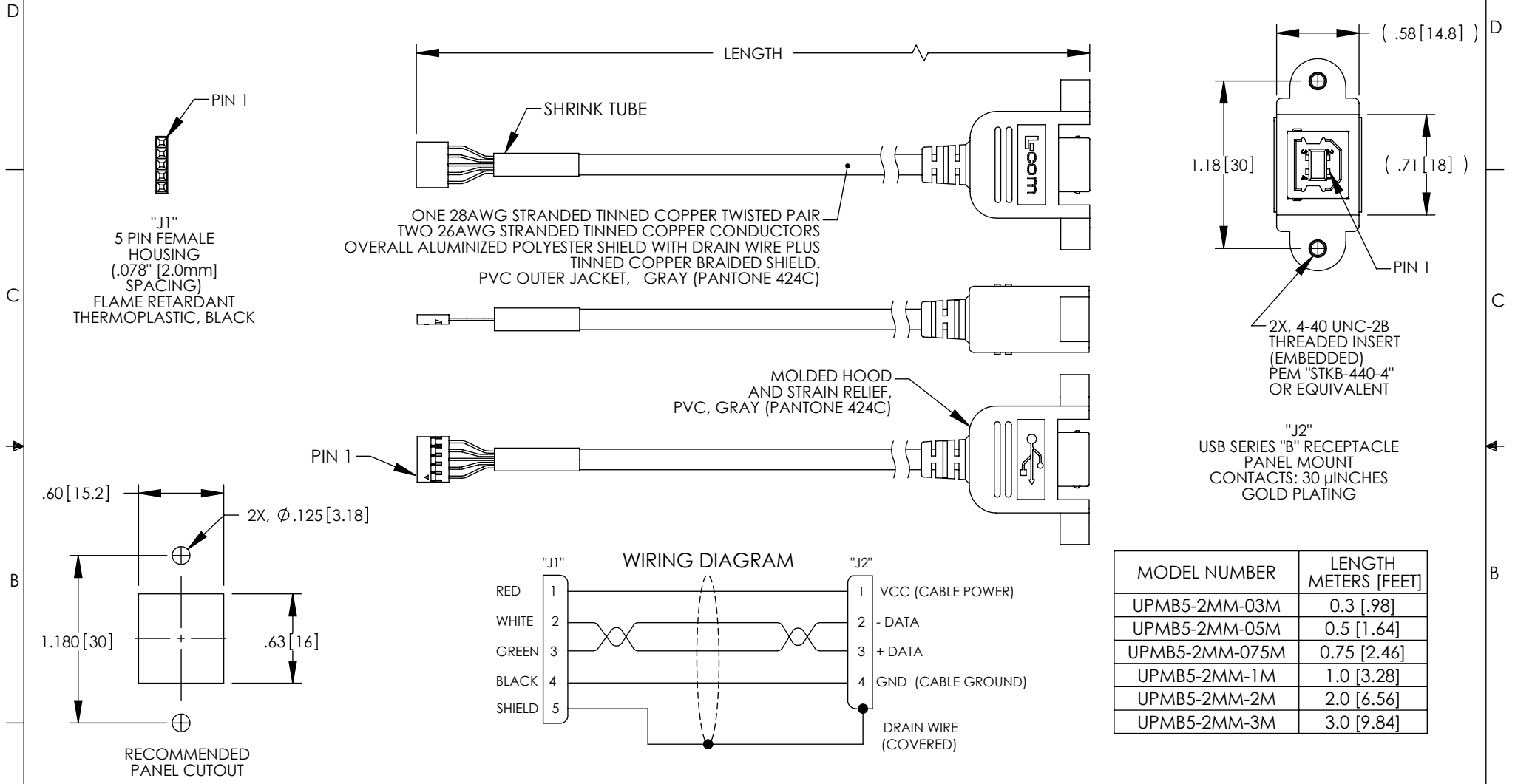
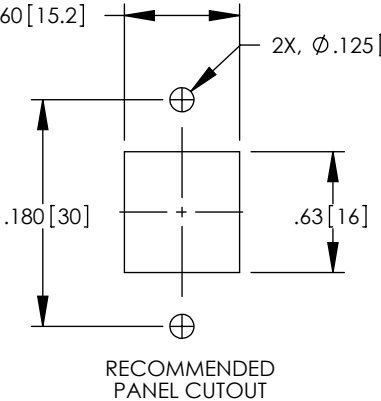
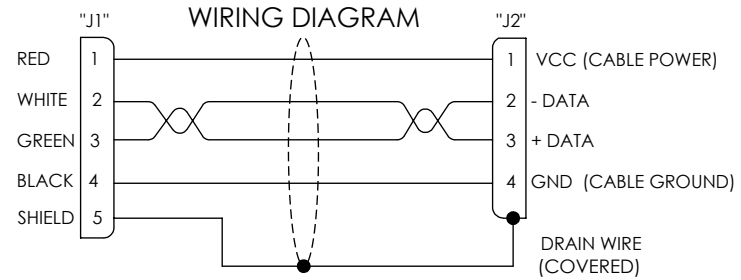


THE INFORMATION CONTAINED IN THIS DRAWING IS THE SOLE PROPERTY OF L-COM, INC. ANY REPRODUCTION IN PART OR WHOLE WITHOUT THE WRITTEN PERMISSION OF L-COM, INC. IS PROHIBITED.

REVISIONS			
REV	DESCRIPTION	DATE	APPROVED
A	INITIAL RELEASE	12/4/13	D.GRIFFIN



MODEL NUMBER	LENGTH METERS [FEET]
UPMB5-2MM-03M	0.3 [.98]
UPMB5-2MM-05M	0.5 [1.64]
UPMB5-2MM-075M	0.75 [2.46]
UPMB5-2MM-1M	1.0 [3.28]
UPMB5-2MM-2M	2.0 [6.56]
UPMB5-2MM-3M	3.0 [9.84]



**NOTES:**

- CABLE ASSEMBLY SHALL HAVE 360° SHIELD TERMINATION.
- CABLE ASSEMBLY SHALL BE TESTED FOR CONTINUITY.
- MOUNTING HARDWARE INCLUDED: 2X #4-40 X .38 LG. PHILLIPS HD SCREW
- CABLE ASSEMBLY SHALL BE INDIVIDUALLY PACKAGED IN ACCORDANCE WITH L-COM SPECIFICATION PS-0031.

**REGULATORY COMPLIANCE:**  
CE2011/65/EU(RoHS DIRECTIVE)

UNLESS OTHERWISE SPECIFIED, DIMENSIONS ARE IN INCHES [mm] OVERALL CABLE LENGTH TOLERANCE: ≤12 [305] = +1 [25] / -0 >12 [305] ≤60 [1524] = +2 [51] / -0 >60 [1524] ≤120 [3048] = +4 [102] / -0 >120 [3048] ≤300 [7620] = +6 [152] / -0 >300 [7620] = +5% / -0%	APPROVALS	DATE		45 BEECHWOOD DRIVE NORTH ANDOVER, MA 01845
	DRAWN BY D.FRISIELLO	10/16/13		
ALL OTHER DIMENSIONAL TOLERANCES: .X = ± .2 [5.08] .XX = ± .02 [1.51] .XXX = ±.005 [1.3]	CHECKED BY R.SCOTT	10/16/13	CATEGORY USB	
	APPROVED BY S. SMITH	10/16/13	PRODUCT DESCRIPTION CA USB-B PNL/5P 2mm	
PROJECTION	CONFIGURATION DETAILS OF UNDIMENSIONED FEATURES MAY VARY	COLOR VARIATIONS MAY OCCUR	SIZE <b>A</b>	FSCM NO. <b>43321</b>
			DWG. NO. UPMB5-2MM	REV. <b>A</b>
			SCALE: NONE	CAD FILE: UPMB5-2MM.SLDDRW
				SHEET 1 OF 1