

6

5

4

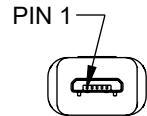
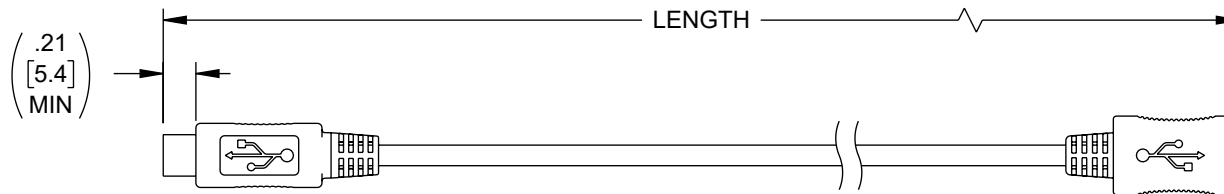
3

2

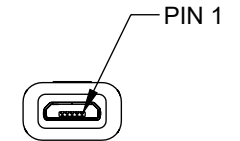

1

## REVISION

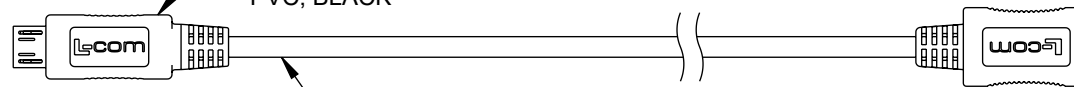
ZONE	REV	DESCRIPTION	DATE	CHANGED BY	APPROVED
	B	ECO-14185	1/29/2025	DMAY	DGRIFFIN



"P1"  
5-PIN MICRO B PLUG  
CONTACTS: GOLD PLATING

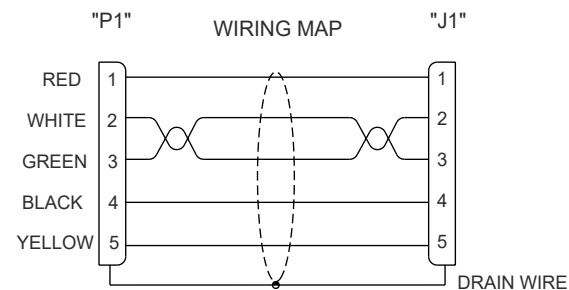


"J1"  
5-PIN MICRO-B FEMALE  
CONTACTS: GOLD PLATING



ONE 28AWG STRANDED TINNED COPPER TWISTED PAIR  
THREE 28AWG STRANDED TINNED COPPER CONDUCTORS  
OVERALL ALUMINIZED POLYESTER SHIELD WITH DRAIN WIRE  
PLUS TINNED COPPER BRAIDED SHIELD.  
PVC OUTER JACKET, BLACK

MODEL NUMBER	LENGTH METERS [FEET]
CSMUMICBX-03M	0.3 [.98]
CSMUMICBX-05M	0.5 [1.64]
CSMUMICBX-075M	0.75 [2.46]
CSMUMICBX-1M	1.0 [3.28]
CSMUMICBX-2M	2.0 [6.56]
CSMUMICBX-3M	3.0 [9.84]



## NOTES:

1. CABLE ASSEMBLY SHALL HAVE 360° SHIELD TERMINATION.
2. CABLE ASSEMBLY SHALL MEET USB 2.0 REQUIREMENTS.
3. CABLE ASSEMBLY SHALL BE TESTED FOR CONTINUITY.
4. CABLE ASSEMBLY SHALL BE INDIVIDUALLY PACKAGED IN ACCORDANCE WITH L-COM SPECIFICATION PS-0031.

REGULATORY COMPLIANCE:  
EU RoHS DIRECTIVE (MOST RECENT RELEASED VERSION)

THE INFORMATION CONTAINED IN THIS DRAWING IS THE SOLE PROPERTY OF INFINITE ELECTRONICS, INC. ANY REPRODUCTION IN PART OR WHOLE WITHOUT THE WRITTEN PERMISSION OF INFINITE ELECTRONICS, INC. IS PROHIBITED. THESE COMMODITIES, TECHNOLOGY OR SOFTWARE WERE EXPORTED FROM THE UNITED STATES IN ACCORDANCE WITH THE EXPORT ADMINISTRATION REGULATIONS. DIVERSION CONTRARY TO U.S. LAW PROHIBITED.

UNLESS OTHERWISE SPECIFIED  
LEADING DIMENSIONS ARE INCHES  
DIMENSIONS IN [ ] ARE MILLIMETERS

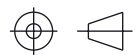
TOLERANCES:  
 .X = ±.2 [5]      FRACTIONS  
 .XX = ±.02 [0.5]      ± 1/32  
 .XXX = ±.005 [0.13]      ANGLES ± 1°

CABLE LENGTH TOLERANCES:  
 ≤12 [305] = +1 [25] / -0  
 >12 [305] ≤ 60 [1524] = +2 [51] / -0  
 >60 [1524] ≤ 120 [3048] = +4 [102] / -0  
 >120 [3048] ≤ 300 [7620] = +6 [152] / -0  
 >300 [7620] = +5% / -0

ALL DIMENSIONS ARE FOR REFERENCE ONLY  
AND SUBJECT TO CHANGE WITHOUT NOTICE.  
UN-DIMENSIONED/NON-CRITICAL FEATURES  
MAY VARY IN SIZE AND LOCATION  
COLORS MAY VARY

**L-com**  
an INFINIT@ brand

Website: [www.L-com.com](http://www.L-com.com)  
Phone: 1.800.341.5266 | 1.978.682.6936



INTERPRET ALL DIMENSIONS AND  
TOLERANCES PER ASME Y14.5

SCALE	SHEET
NONE	1 OF 1

DESCRIPTION

CA USB MICRO B M/F EXT

SIZE	CAGE CODE	DRAWN BY	ITEM NO.	REV
A	43321	D.FRISIELLO	CSMUMICBX	B

6

5

4

3

2

1