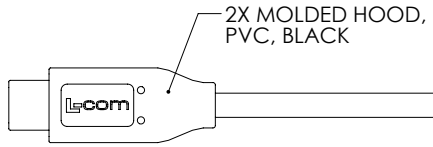
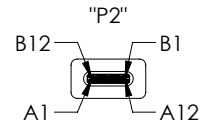
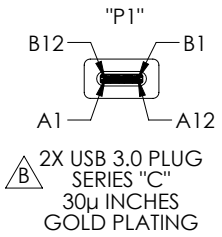
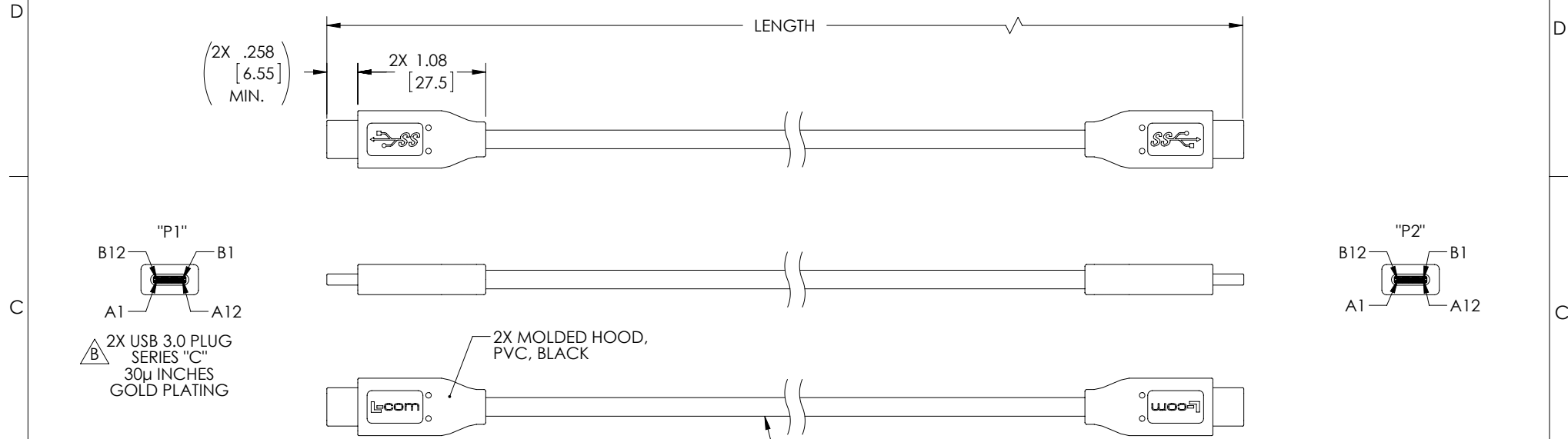


THE INFORMATION CONTAINED IN THIS DRAWING IS THE SOLE PROPERTY OF L-COM, INC. ANY REPRODUCTION IN PART OR WHOLE WITHOUT THE WRITTEN PERMISSION OF L-COM, INC. IS PROHIBITED.

REVISIONS			
REV	DESCRIPTION	DATE	APPROVED
A	INITIAL RELEASE	12/14/16	D. DESJARDIN
B	ECN 8937: CHG PRODUCT DESCRIPTION FROM USB 3.1 TO USB 3.0	9/20/2017	R. CLARK



UL STYLE 2725,  
 (4) 30AWG SHIELDED STRANDED TINNED COPPER TWISTED PAIRS  
 (1) 34AWG SHIELDED STRANDED TINNED COPPER TWISTED PAIR  
 (4) 32AWG STRANDED TINNED COPPER CONDUCTORS  
 (1) 26AWG STRANDED TINNED COPPER CONDUCTOR  
 OVERALL ALUMINUM/POLYESTER SHIELD PLUS TINNED COPPER BRAID SHIELD  
 JACKET: PVC, BLACK (NOM DIA. .189" [4.8])

WIRE MAP					
"P1"	SIGNAL NAME	CONDUCTOR	"P2"	SIGNAL NAME	COLOR
A1,B1,A12,B12	GND	ALL DRAIN WIRES	A1,B1,A12,B12	GND	N/A
A4,B4,A9,B9	VBUS	INDV. (26AWG)	A4,B4,A9,B9	VBUS	RED
A5	CC	INDV. (32AWG)	A5	CC	BLUE
B5	VCONN	N/C	B5	VCONN	N/A
A6	Dp1	SHIELDED PAIR(34AWG)	A6	Dp1	GREEN
A7	Dn1	SHIELDED PAIR(34AWG)	A7	Dn1	WHITE
A2	SSTXp1	SHIELDED PAIR(30AWG)	B11	SSRXp1	YELLOW
A3	SSTXn1	SHIELDED PAIR(30AWG)	B10	SSRXn1	GREEN
B11	SSRXp1	SHIELDED PAIR(30AWG)	A2	SSTXp1	ORANGE
B10	SSRXn1	SHIELDED PAIR(30AWG)	A3	SSTXn1	BROWN
B2	SSTXp2	SHIELDED PAIR(30AWG)	A11	SSRXp2	BLACK
B3	SSTXn2	SHIELDED PAIR(30AWG)	A10	SSRXn2	BLUE
A11	SSRXp2	SHIELDED PAIR(30AWG)	B2	SSTXp2	WHITE
A10	SSRXn2	SHIELDED PAIR(30AWG)	B3	SSTXn2	RED
A8	SBU1	INDV. (32AWG)	B8	SBU2	BROWN
B8	SBU2	INDV. (32AWG)	A8	SBU1	ORANGE
SHELL	SHIELD	BRAID	SHELL	SHIELD	N/A

PART NUMBER	LENGTH METERS [FEET]
CAU31CC-03M	0.3 [.98]
CAU31CC-05M	0.5 [1.64]
CAU31CC-1M	1.0 [3.28]
CAU31CC-2M	2.0 [6.56]
CAU31CC-3M	3.0 [9.84]
CAU31CC-5M	5.0 [16.40]

- NOTES:**
- CABLE ASSEMBLY SHALL HAVE 360° SHIELD TERMINATION.
  - CABLE ASSEMBLY SHALL BE TESTED FOR CONTINUITY.
  - L-COM LOGO AND USB ICON MAY BE ON ANY SIDE OF THE OVERMOLD FOR USB SERIES "C" END.
  - CABLE ASSEMBLY SHALL BE INDIVIDUALLY PACKAGED IN ACCORDANCE WITH L-COM SPECIFICATION PS-0031.

**REGULATORY COMPLIANCE:**  
 CE2011/65/EU(RoHS DIRECTIVE)

UNLESS OTHERWISE SPECIFIED, DIMENSIONS ARE IN INCHES [mm] OVERALL CABLE LENGTH TOLERANCE: $\leq 12$ [305] = +1 [25] / -0 $>12$ [305] $\leq 60$ [1524] = +2 [51] / -0 $>60$ [1524] $\leq 120$ [3048] = +4 [102] / -0 $>120$ [3048] $\leq 300$ [7620] = +6 [152] / -0 $>300$ [7620] = +5% / -0% ALL OTHER DIMENSIONAL TOLERANCES: .X = $\pm .2$ [5.08] .XX = $\pm .02$ [51] .XXX = $\pm .005$ [1.3]	APPROVALS DRAWN BY D. CASTRO CHECKED BY S. LI APPROVED BY S. LI	DATE 4/23/15 1/21/16 1/21/16	45 BEECHWOOD DRIVE NORTH ANDOVER, MA 01845				
	CATEGORY USB			PRODUCT DESCRIPTION CBL USB 3.0 TYPE C/C			
	PROJECTION 	CONFIGURATION DETAILS OF UNDIMENSIONED FEATURES MAY VARY	COLOR VARIATIONS MAY OCCUR		SIZE <b>A</b>	FSCM NO. <b>43321</b>	DWG. NO. <b>CAU31CC</b>
	SCALE: NONE		CAD FILE: CAU31CC.SLDRW		SHEET 1 OF 1		