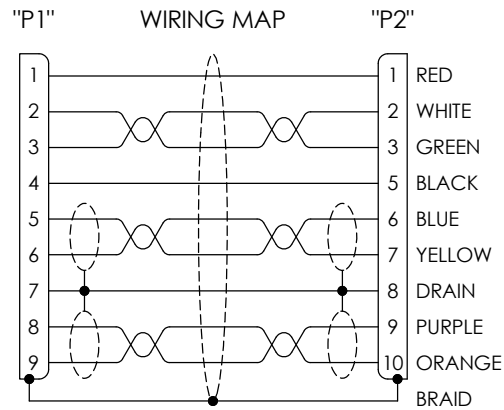
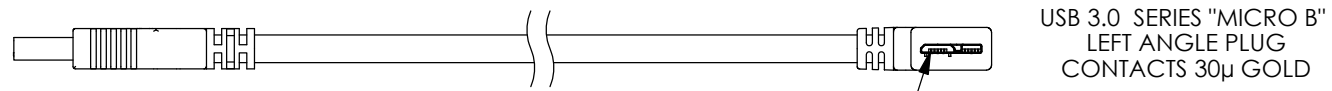
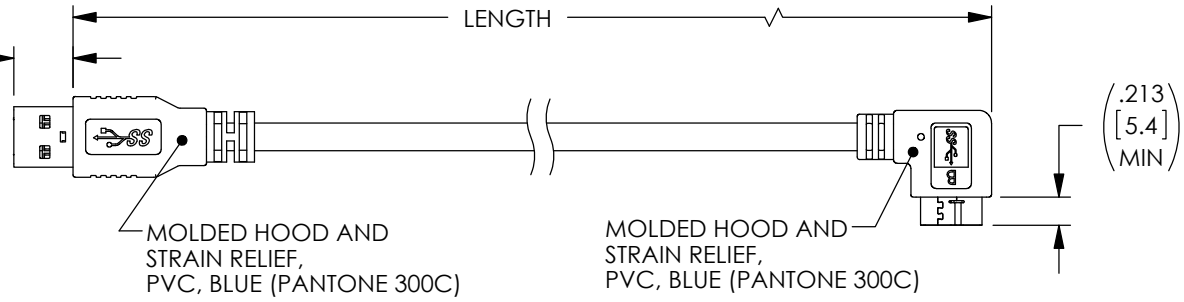
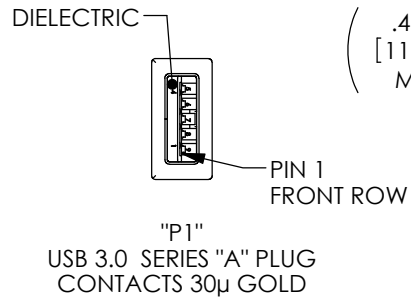


THE INFORMATION CONTAINED IN THIS DRAWING IS THE SOLE PROPERTY OF L-COM, INC. ANY REPRODUCTION IN PART OR WHOLE WITHOUT THE WRITTEN PERMISSION OF L-COM, INC. IS PROHIBITED.

REVISIONS			
REV	DESCRIPTION	DATE	APPROVED
A	INITIAL RELEASE	12/13/16	D.FRISIELLO



PART NUMBER	LENGTH METERS [FEET]
CA3A-90LMICB-03M	0.3 [.98]
CA3A-90LMICB-05M	0.5 [1.64]
CA3A-90LMICB-1M	1.0 [3.28]
CA3A-90LMICB-2M	2.0 [6.56]
CA3A-90LMICB-3M	3.0 [9.84]
CA3A-90LMICB-5M	5.0 [16.41]

UL STYLE 20276,
(2) TWISTED PAIR, 30AWG WITH ALUM/POLY FOIL SHIELD AND DRAIN WIRE,
(1) UNSHIELDED TWISTED PAIR, 30AWG,
(2) CONDUCTORS, 24AWG,
OVERALL ALUMINUM/MYLAR AND BRAIDED SHIELD,
JACKET: PVC, BLUE (PANTONE 300C)
(NOM DIA. .217" [5.5], MIN BEND RAD 2.17" [55])

NOTES:

1. CABLE ASSEMBLY SHALL HAVE 360° SHIELD TERMINATION.
2. CABLE ASSEMBLY MUST MEET USB 3.0 REQUIREMENTS.
3. CABLE ASSEMBLY SHALL BE TESTED FOR CONTINUITY.
4. CABLE ASSEMBLY SHALL BE INDIVIDUALLY PACKAGED IN ACCORDANCE WITH L-COM SPECIFICATION PS-0031.

REGULATORY COMPLIANCE:
CE2011/65/EU(RoHS DIRECTIVE)

UNLESS OTHERWISE SPECIFIED, DIMENSIONS ARE IN INCHES [mm] OVERALL CABLE LENGTH TOLERANCE: ≤12 [305] = +1 [25] / -0 >12 [305] ≤60 [1524] = +2 [51] / -0 >60 [1524] ≤120 [3048] = +4 [102] / -0 >120 [3048] ≤300 [7620] = +6 [152] / -0 >300 [7620] = +5% / -0%	APPROVALS	DATE	 50 HIGH STREET NORTH ANDOVER, MA 01845
	DRAWN BY D.CASTRO	1/15/15	
ALL OTHER DIMENSIONAL TOLERANCES: .X = ± .2 [5.08] .XX = ± .02 [1.51] .XXX = ±.005 [1.13]	CHECKED BY S.LI	12/13/16	CATEGORY
	APPROVED BY S.PAN	12/13/16	USB
PROJECTION	CONFIGURATION DETAILS OF UNDIMENSIONED FEATURES MAY VARY	PRODUCT DESCRIPTION	
	COLOR VARIATIONS MAY OCCUR	CA USB 3.0 STR A/90LT MICRO B	
	SIZE A	FSCM NO. 43321	DWG. NO. CA3A-90LMICB
	SCALE: NONE	CAD FILE: CA3A-90LMICB.SLDDRW	SHEET 1 OF 1