


RoHS  
Compliant



## Coil Data

Nominal Voltage	: 5VDC
Coil Resistance	: 39Ω±10% at 23°C
Nominal Current	: 128mA ±10% at 23°C
Operating Voltage	: 3V DC Max.
Release Voltage	: 0.5V DC Min.
Maximum Coil Voltage	: 6.5V DC (130% of Nominal Voltage)
Nominal Operating Power	: 640mW

## Contact Data

Contact Form	: 1 Form A - Normal Open
Contact Material	: Ag Alloy
Contact Rating	: Resistive: 20A 14V DC
Max. Switching Voltage	: 16V DC
Max. Continuous Current	: 35A/10min, 25A/1h
Max. Switching Current	: 35A
Max. Inrush Current	: 90A
Contact Resistance (Initial)	: Max.100mΩ at 6V DC 1A
Electrical Durability	: 200,000 operations at room temperature for rated load (900 ops/hour).
Mechanical Durability	: 10,000,000 operations at no load (18,000 ops/hour)

## General Data

Insulation Resistance : Min.100MΩ at 500V DC

### Dielectric Strength (Leakage current: 1mA)

Between contacts : 550V AC, 1 min, 50/60Hz

Between Coil and Contact : 550V AC, 1 min, 50/60Hz

Operate Time : Max. 10ms.

Release Time : Max. 10ms.

Operating Temperature : -40°C to +85°C

### Storage conditions

Storage Temperature : -40°C to +85°C

### Environments

: Store in locations where the product is not exposed to corrosive gas such as hydrogen sulfide gas or salty air. Store in locations where the product is not exposed to the direct ray of the sun and rain, snow.

Temperature Rise Coil : 70k max. by resistance method when 20A current is applied to contact and 110% of rated voltage to relay coil at 85°C.

### Terminal Strength

Tensile and pushing : To be free from any abnormality in both the construction and characteristics after pushing and pulling the relay terminal 2mm from the body with below force for 10sec.

The tensile force: 10N;

The pushing force: 2N.

### Solderability

: Solder should be finished 95% on dipped surface.

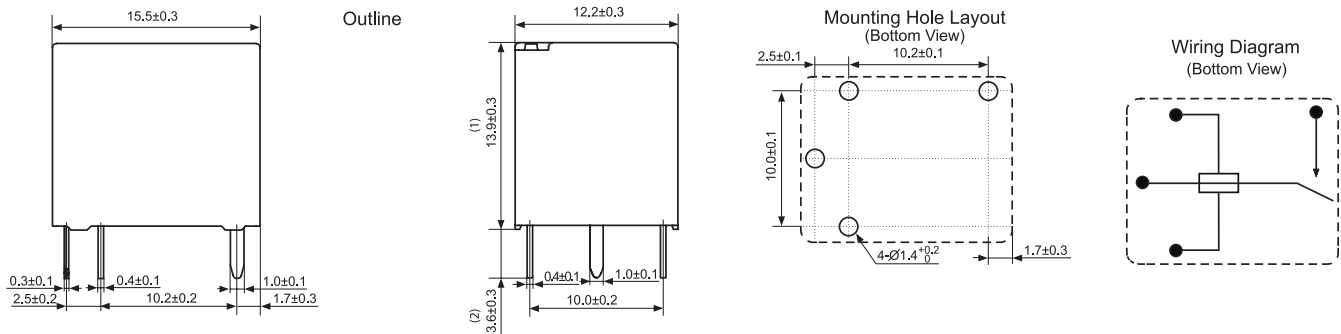
Soldering bath of melted solder at 260±5°C for 5±1 sec.

### Resistance to Soldering Heat

: To be free from any abnormality in both the construction and characteristics after the terminals are dipped into the soldering bath 260±5°C for 10±1 seconds and then recover the relay in a room temperature and humidity for 2 hours. However, in the case of hand solder, it must be soldered within 3.5±0.5 seconds at 350±10°C.

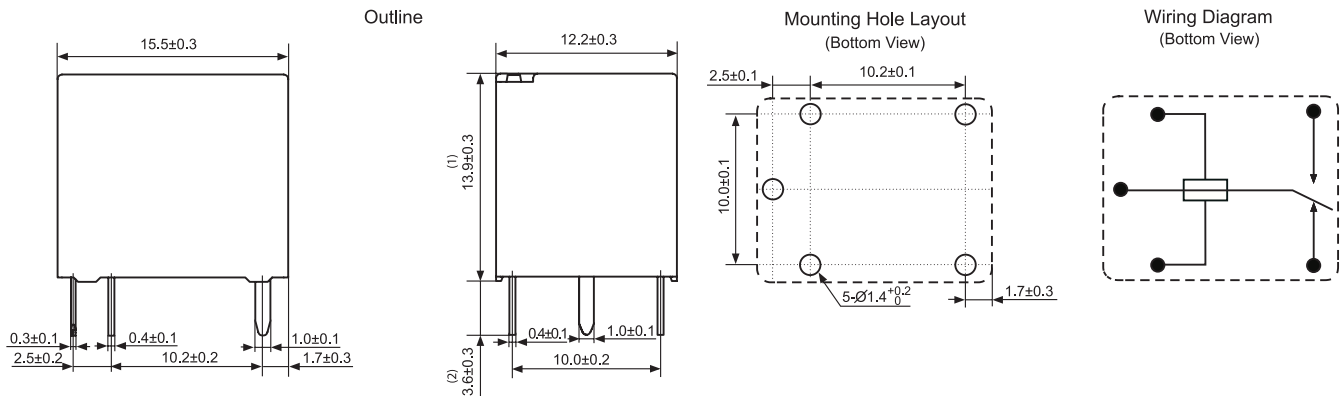
## Diagram

1 Form A



Note: Standard (1):13.9±0.3mm (2):3.6±0.3mm T-Reflow (1):14.5±0.3mm (2):3.0±0.3mm

1 Form C



Note: Standard (1):13.9±0.3mm (2):3.6±0.3mm T-Reflow (1):14.5±0.3mm (2):3.0±0.3mm

## Part Number Table

Description	Part Number
Relay PCB NO 5V DC 0.64W	MP-CMA5GH-S-DC5V-A
Relay PCB CO 5V DC 0.64W	MP-CMA5GH-S-DC5V-C
Relay PCB NO 5V DC 0.64W	MP-CMA5G-S-DC5V-A
Relay PCB CO 5V DC 0.64W	MP-CMA5G-S-DC5V-C

Dimensions : Millimetres

**Important Notice :** This data sheet and its contents (the "Information") belong to the members of the AVNET group of companies (the "Group") or are licensed to it. No licence is granted for the use of it other than for information purposes in connection with the products to which it relates. No licence of any intellectual property rights is granted. The Information is subject to change without notice and replaces all data sheets previously supplied. The Information supplied is believed to be accurate but the Group assumes no responsibility for its accuracy or completeness, any error in or omission from it or for any use made of it. Users of this data sheet should check for themselves the Information and the suitability of the products for their purpose and not make any assumptions based on information included or omitted. Liability for loss or damage resulting from any reliance on the Information or use of it (including liability resulting from negligence or where the Group was aware of the possibility of such loss or damage arising) is excluded. This will not operate to limit or restrict the Group's liability for death or personal injury resulting from its negligence. Multicomp Pro is the registered trademark of Premier Farnell Limited 2019.