DRW NO.	SH	REV
C-JX419-50137	1	A

REV	ECN	DESCRIPTION	BY	DATE	APPROVED
A	JLIU-22111606	RELEASE TO PRODUCTION	J.LIU	11/23/2022	J.LIU

DETAIL 'A' (9)

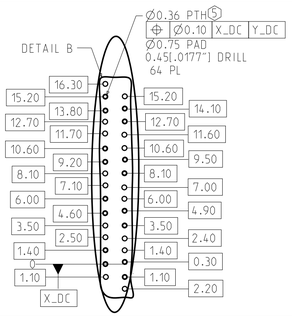

DETAIL 'B' (9)

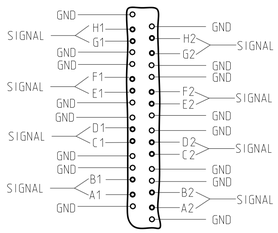

HSD HOLE PATTERN
GENERAL REPRESENTATION

CONNECTOR OFFSET REFERENCES

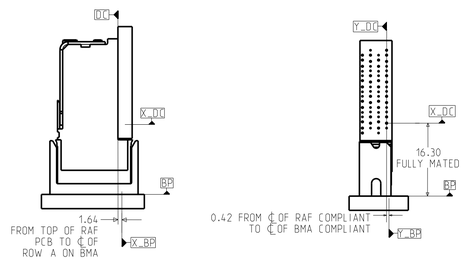

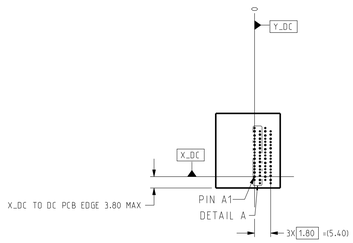

FRONT VIEW - DC HOLE PATTERN ONLY , CONNECTOR SIDE
REFERENCED FROM LEFT MOST SIGNAL COLUMN , ALL DIMENSIONS BASIC

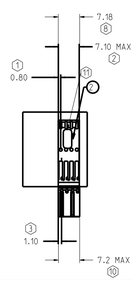

FRONT AND END VIEWS

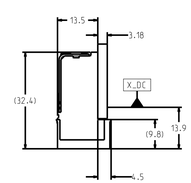

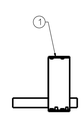

BOTTOM VIEW
MODULE LOCATIONS FROM LEFT END OF PLASTIC

TABLE 1: PARTS LIST

ITEM	PART NUMBER	DESCRIPTION	QTY
1	915-410A-B0H	XCede HD PLUS 4PAIR HSD MOD W/ XG, 4POS, 100OHMS, .0177" DRILL, NANO NI, STD GOLD	1
2	617-1421-007	XCede HD PLUS 4PAIR STIFFENER	1

NOTE: SEE FRONT VIEW FOR STIFFENER LENGTH.

NOTES:

(1) DISTANCE FROM FIRST STIFFENER PILOT HOLE TO LEFT END OF STIFFENER.
(2) TOTAL LENGTH OF STIFFENER.
(3) DISTANCE FROM CENTERLINE OF 1ST COLUMN OF SIGNAL PLATED THRU HOLES TO LEFT EDGE OF CONNECTOR.
4 MOUNTING SCREWS AND JOINER MODULES (IF PRESENT) TO BE BAGGED WITH EACH CONNECTOR ASSEMBLY.
(5) STATED PAD SIZE MAY REQUIRE FILLETING. SEE TB-2237 FOR ROUTING. HOLE WALL PLATING THICKNESS AND FINISHED HOLE SIZE.
6 NA.
7 REFER TO TB-2307 FOR XCede HD PLUS PRODUCT SPECIFICATIONS.
(8) OVERALL CONNECTOR LENGTH.
(9) DETAIL VIEWS ARE NOT TO SCALE. DO NOT SCALE DRAWING.
(10) FRONT HOUSING WIDTH. CONNECTORS CAN BE USED IN STACKABLE APPLICATION.
(11) CONNECTOR IS LASER MARKED WITH MANUFACTURING INFORMATION.
REFER TO DRAWING C-527-4133-000 FOR MARKING REQUIREMENTS AND DETAILS.

CUSTOMER: DISTRIBUTOR / XHD PLUS WITH EXTRA GROUND 4PAIR X 4, HSD 100OHMS

TOLERANCES	
0.0	±0.25
0.00	±0.13
0.000	± -
ANGLES	± 3°

UNLESS OTHERWISE SPECIFIED DIMENSIONS ARE IN MM AND DECIMAL MARKER IS A PERIOD.

INTERPRET PER ANSI Y14.5

CODE IDENT 31413

CUSTOMER USE DRAWING

DESIGN 10/13/2022 J.LIU
DRAWN 10/13/2022 AUTO GENERATED
CHK 10/13/2022 J.LIU
APVD 11/23/2022 J.LIU

Amphenol TCS
A Division of Amphenol Corporation
200 Innovative Way, Nashua, NH 03062 603.879.3000

TITLE XCede HD PLUS DAUGHTERCARD ASSEMBLY
4 PAIR CONNECTOR, LEADFREE

PART NO. JX419-50137
DRAWING NO. C-JX419-50137
REV A

CREO FILES JX419-50137.ASM
JX419-50137.DRW

SIZE D | SCALE 1/1 | SHEET 1 OF 2

AMPHENOL XCEDE HD PLUS CONFIGURATOR V6210201

DRW NO.	SH	REV
C-JX419-50137	2	A

REV	ECN	DESCRIPTION	BY	DATE	APPROVED
		SEE SHEET 1			

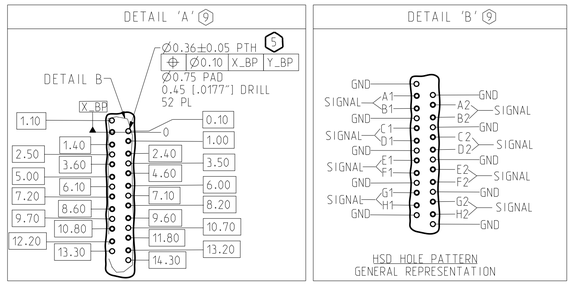

FOR REFERENCE ONLY; FOR SPECIFIC DETAILS, SEE C-USE DRAWINGS FOR BACKPLANE MODULES IN TABLE 2
BACKPLANE COMPONENTS MUST BE PURCHASED SEPARATELY AND MAY DIFFER FROM EXAMPLE SHOWN

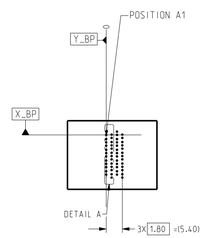

TOP VIEW FOOT PRINT ONLY

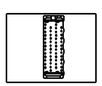

TOP VIEW

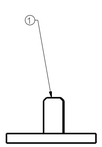

FRONT VIEW

TABLE 2: PARTS LIST

ITEM	PART NUMBER	DESCRIPTION	QTY
1	926-401J-40H	XCede HD PLUS 4PAIR 4POS, OPEN, 3MM WIPE, .0177" DRILL, NANO NI, STD GOLD	1

CUSTOMER: DISTRIBUTOR / XHD PLUS WITH EXTRA GROUND 4PAIR X 4, HSD 100OHMS

TOLERANCES	
0.0	±0.25
0.00	±0.13
0.000	± -
ANGLES	± 3°

DESIGN 10/13/2022 J.LIU
DRAWN 10/13/2022 AUTO GENERATED
CHK 10/13/2022 J.LIU
APVD 11/23/2022 J.LIU

Amphenol TCS
A Division of Amphenol Corporation
200 Innovative Way, Nashua, NH 03062 603.879.3000

TITLE XCede HD PLUS BACKPLANE ASSEMBLY 4 PAIR CONNECTOR, LEADFREE

PART NO. JX419-50137
DRAWING NO. C-JX419-50137
REV A

CREO FILES JX419-50137_BP .ASM
JX419-50137_BP.DRW

INTERPRET PER ANSI Y14.5

UNLESS OTHERWISE SPECIFIED DIMENSIONS ARE IN MM AND DECIMAL MARKER IS A PERIOD.

CUSTOMER USE DRAWING

CODE IDENT 31413

SIZE D | SCALE 1/1 | SHEET 2 OF 2