



# Shunt Meter

## For DC Current Measurement

**EVALUATION KIT AVAILABLE**  
Contact us to request yours




Easy to Use. Easy to Read.

### 0 - 1VDC Input

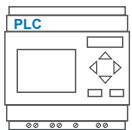
High resolution for DC Current Shunts  
Low Side Applications

**0.1%**  
Accuracy

 Programmable 4 digit star-burst display. Custom messages & annunciators

**2**

Alarm set points



2 outputs: Digital (open collector) or Analog (4-20mA)  
**\*NEW\*** Digital Output Delays

**40**

Segment curved bar graph display

Programmable backlight color to alert user



Warning flash



Programmable scale

Combined digital and bar graph display



USB 2.0

USB port for custom user settings via the [free easy-to-use software](#)

**16**

Position switch for selecting standard configurations

Less than 53mm deep



**WIDE**  
viewing angle

Available in either



**POSITIVE**  
**NEGATIVE**



Full 4 digit readout for accuracy

Featuring an acclaimed easy-to-read display and a high resolution input, the Shunt Meter takes the APM into a wide range of new applications, where accurate DC current measurement is required.

The APM Shunt Meter is ideal for DC current measurement applications in marine, leisure, material handling, and industrial applications such as power supplies, load banks and charging systems.

The programmable scale and custom annunciators mean users can tailor the meter to display their critical parameters exactly how they want. Dynamic backlighting, in conjunction with setpoints, means operators are visually alerted when a parameter is out of range. The two outputs can be used to connect the APM to other systems in the process, meaning the APM Shunt Meter is much more than just a display.

Go to [www.trumeter.com/apm](http://www.trumeter.com/apm) for further information

## Key Features

### Large multi-format display that incorporates:

- 40 segment bar graph display
- Large 4-digit display
- Separate Starburst display area for annunciators, custom messages and alarm information
- Dynamic backlight color

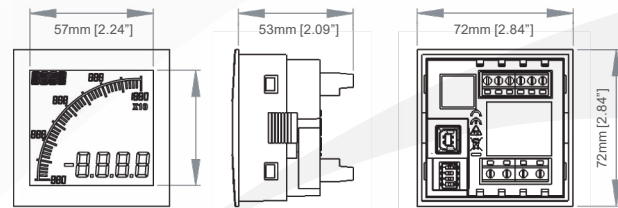
### Visibility:

- User-adjustable backlight brightness and color
- Large display
- Wide viewing angle (horizontal and vertical)
- Custom annunciators

### Programmable:

- Display Range (Both Min & Max Values)
- Custom annunciators
- User-selectable backlight color and intensity
- Two independent alarm set-points
- Two independent outputs
- 4-20mA analog monitor output

### Dimensions:



Panel cutout: 68mm x 68mm [2.68" x 2.68"] as per DIN43700/IEC61554

#### INPUT

|                       |   |
|-----------------------|---|
| Range                 | 0 - 1 VDC                                     |
| Impedance             | 1 Meg   |
| Accuracy (0-200mV)    | 0.1% of signal or 0.5mV, whichever is greater |
| Accuracy (201-1000mV) | 0.2% of full scale                            |

#### VOLTAGE

#### ENVIRONMENTAL

|                              |                          |
|------------------------------|--------------------------|
| Temperature - operating      | -10 to +60°C             |
| Temperature - storage        | -40 to +70°C             |
| IP rating (from the front)   | IP65                     |
| NEMA rating (from the front) | Type 4 & Type 12 (UL 50) |

#### POWER SUPPLY

|               |           |
|---------------|-----------|
| Nominal Input | 12-24 VDC |
|---------------|-----------|

#### DISPLAY

|                              |                      |
|------------------------------|----------------------|
| Number of digits             | 4                    |
| Digit height                 | 12mm [0.47"]         |
| Number of message characters | 4                    |
| Backlight colors             | Red, Green, White    |
| LCD display                  | Positive or Negative |

#### OUTPUTS

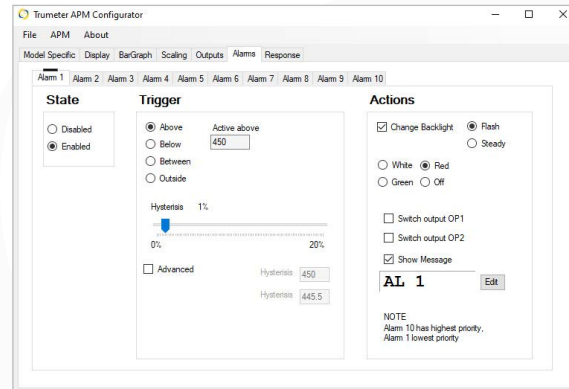
|               |        |
|---------------|--------|
| Max voltage   | 34V    |
| Max current   | 500mA  |
| Analog output | 4-20mA |

#### CERTIFICATION

UL, cUL, CE, UKCA

## Easy To Use Software

Just plug into any USB port on your PC, run the freely available APM Configurator application and you're off. No drivers required.



### Part Numbers:

|                      |   |
|----------------------|---|
| <b>APM-SHUNT-APO</b> | APM SHUNT METER, POSITIVE LCD, WITH OUTPUTS |
| <b>APM-SHUNT-ANO</b> | APM SHUNT METER, NEGATIVE LCD, WITH OUTPUTS |

|                  |                    |
|------------------|--------------------|
| <b>022128-01</b> | USB Cable          |
| <b>022150-01</b> | APM Evaluation Kit |

### By Request: Modbus connectivity

|                   |  |
|-------------------|--|
| <b>APM-CT-APS</b> | APM CT METER, POSITIVE LCD WITH MODBUS |
| <b>APM-CT-ANS</b> | APM CT METER, NEGATIVE LCD WITH MODBUS |

Full specifications available online [www.trumeter.com/apm](http://www.trumeter.com/apm)



**Trumeter (The Americas)**  
6601 Lyons Rd, Suite H-7  
Coconut Creek, Florida  
FL 33073,  
USA  
Tel: +1 954 725 6699  
Email: sales.usa@trumeter.com

**Trumeter (Europe)**  
Pilot Mill  
Alfred Street  
Bury,  
BL9 9JR  
Tel: +44 161 674 0960  
Email: sales.uk@trumeter.com

**Innovative Design Technologies Sdn. Bhd**  
Lot 5881, Lorong Iks Bukit Minyak 1  
Taman Perindustrian Iks, 14000 Bukit Tengah  
Penang, Malaysia  
Web: www.idtworld.com  
Tel: + 604 5015700  
Email: sales.my@idtworld.com