

MHS 7S/03-5/03 H**Weidmüller Interface GmbH & Co. KG**

Klingenbergstraße 26

D-32758 Detmold

Germany

www.weidmueller.com

Product image**OMNIMATE® 4.0 - the next evolution step**

OMNIMATE® 4.0 follows the trend of One Cable Technology (OCT). The modular concept enables the fast configuration of hybrid interfaces, which transmit data, signals and energy in a single connector. As a result, you can reduce the cabling effort in a wide variety of applications, simplify maintenance and accelerate automation processes. The unique SNAP IN connection is the backbone and speeds up the wiring process.

The fastest connection yet

- Fast, safe, and tool-free wiring due to unique SNAP IN connection
- Ready for Robot through "wire ready" delivery with open clamping point
- Optical and acoustic feedback indicates proper wiring

Create your own configuration

- Flexible configuration and ordering via the Weidmüller Configurator (WMC)
- Dispatch within three days – even for individually configured products
- Automatic offer preparation for the configured product

Simply configuration of modular hybrid connectors

- Flexible combination options for power, signal and data transmission
- Future-proof Single-Pair Ethernet technology

General ordering data

Version	PCB plug-in connector, male header, THT/THR solder connection, Pitch in mm (P): 7.50 mm, Number of poles: 6, 90°, Tube
Order No.	8000078339
Type	MHS 7S/03-5/03 H
GTIN (EAN)	4064675623007
Qty.	14 pc(s).
Product data	IEC: 630 V / 30.6 A UL: 300 V / 18.5 A
Packaging	Tube

Creation date October 27, 2022 8:42:25 AM CEST

MHS 7S/03-5/03 H

Weidmüller Interface GmbH & Co. KG

Klingenbergstraße 26

D-32758 Detmold

Germany

www.weidmueller.com

Technical data

Dimensions and weights

Depth	14 mm	Depth (inches)	0.551 inch
Height	15.1 mm	Height (inches)	0.594 inch
Height of lowest version	11.9 mm	Net weight	9.865 g

Material data

Insulating material	PA 9T	Colour	black
Colour chart (similar)	RAL 9011	Insulating material group	I
Comparative Tracking Index (CTI)	≥ 600	Moisture Level (MSL)	1
UL 94 flammability rating	V-0	Contact base material	CuMg
Contact material	CuSn	Contact surface	tinned
Tinning type	matt	Storage temperature, min.	-25 °C
Storage temperature, max.	55 °C	Operating temperature, min.	-50 °C
Operating temperature, max.	100 °C		

Rated data acc. to IEC

tested acc. to standard	IEC 60664-1, IEC 61984	Rated current, min. number of poles (Tu=20°C)	30.6 A
Rated current, max. number of poles (Tu=20°C)	31.9 A	Rated current, min. number of poles (Tu=40°C)	27.4 A
Rated current, max. number of poles (Tu=40°C)	28.5 A	Rated voltage for surge voltage class / pollution degree II/2	630 V
Rated voltage for surge voltage class / pollution degree III/2	500 V	Rated voltage for surge voltage class / pollution degree III/3	400 V
Rated impulse voltage for surge voltage class/ pollution degree II/2	4 kV	Rated impulse voltage for surge voltage class/ pollution degree III/2	6 kV
Rated impulse voltage for surge voltage class/ contamination degree III/3	6 kV		

Rated data acc. to UL 1059

Rated voltage (Use group B / UL 1059)	300 V	Rated voltage (Use group C / UL 1059)	300 V
Rated voltage (Use group D / UL 1059)	600 V	Rated voltage (Use group F / UL 1059)	760 V
Rated current (Use group B / UL 1059)	18.5 A	Rated current (Use group C / UL 1059)	18.5 A
Rated current (Use group D / UL 1059)	5 A	Rated current (Use group F / UL 1059)	18.5 A

MHS 7S/03-5/03 H

Weidmüller Interface GmbH & Co. KG

Klingenbergstraße 26

D-32758 Detmold

Germany

www.weidmueller.com

Technical data

Technical data - hybrid (power)

Number of poles (Power)	3	Number of rows (Power)	1
Contact material (Power)	CuMg	Contact surface (Power)	tinned
Rated current (Use group B / UL 1059) (Power)	18.5 A	Rated current (Use group C / UL 1059) (Power)	18.5 A
Rated current (Use group D / UL 1059) (Power)	10 A	Rated current, min. number of poles (Tu=20°C) (Power)	26.8 A
Rated current, max. number of poles (Tu=20°C) (Power)	19.7 A	Rated current, min. number of poles (Tu=40°C) (Power)	23.1 A
Rated current, max. number of poles (Tu=40°C) (Power)	16.9 A	Rated voltage (Use group B / UL 1059) (Power)	300 V
Rated voltage (Use group C / UL 1059) (Power)	300 V	Rated voltage (Use group D / UL 1059) (Power)	300 V
Rated voltage for surge voltage class / pollution degree II/2 (Power)	630 V	Rated voltage for surge voltage class / pollution degree III/2 (Power)	500 V
Rated voltage for surge voltage class / pollution degree III/3 (Power)	400 V	Rated impulse voltage for surge voltage class/ pollution degree II/2 (Power)	4 kV
Rated impulse voltage for surge voltage class/ pollution degree III/2 (Power)	4 kV	Rated impulse voltage for surge voltage class/ pollution degree III/3 (Power)	4 kV
Volume resistance (Power)	≤5 mΩ	Creepage distance, min. (Power)	7.09 mm
Clearance distance, min. (Power)	6.5 mm	Solder pin length (Power)	3.2 mm
Solder pin dimensions (Power)	1.0 x 1.0 mm	Tolerance of the diameter of the solder eyelet (Power)	+ 0,1 mm
Diameter of solder eyelet (Power)	1.4 mm	Outside diameter of solder pad (Power)	2.3 mm
Template aperture diameter (Power)	2.1 mm		

Technical data - hybrid (signal)

Number of poles (Signal)	3	Number of rows (Signal)	1
Number of solder pins per pole (Signal)	1	Contact material (Signal)	CuMg
Contact surface (Signal)	tinned	Rated current (Use group B / UL 1059) (Signal)	14 A
Rated current (Use group D / UL 1059) (Signal)	10 A	Rated current, min. number of poles (Tu=20°C) (Signal)	26.8 A
Rated current, max. number of poles (Tu=20°C) (Signal)	19.7 A	Rated current, min. number of poles (Tu=40°C) (Signal)	23.1 A
Rated current, max. number of poles (Tu=40°C) (Signal)	16.9 A	Rated voltage (Use group B / UL 1059) (Signal)	300 V
Rated voltage (Use group D / UL 1059) (Signal)	300 V	Rated voltage for surge voltage class / pollution degree II/2 (Signal)	400 V
Rated voltage for surge voltage class / pollution degree III/2 (Signal)	320 V	Rated voltage for surge voltage class / pollution degree III/3 (Signal)	250 V
Rated impulse voltage for surge voltage class/ pollution degree II/2 (Signal)	4 kV	Rated impulse voltage for surge voltage class/ pollution degree III/2 (Signal)	4 kV
Rated impulse voltage for surge voltage class/ pollution degree III/3 (Signal)	4 kV	Volume resistance (Signal)	≤5 mΩ
Creepage distance, min. (Signal)	5.4 mm	Clearance distance, min. (Signal)	4 mm
Solder pin length (Signal)	3.2 mm	Solder pin dimensions (Signal)	1.0 x 1.0 mm
Tolerance of the diameter of the solder eyelet (Signal)	+ 0,1 mm	Diameter of solder eyelet (Signal)	1.4 mm
Outside diameter of solder pad (Signal)	2.3 mm	Template aperture diameter (Signal)	2.1 mm

Classifications

ETIM 6.0	EC002637	ETIM 7.0	EC002637
ETIM 8.0	EC002637	ECLASS 9.0	27-44-04-02
ECLASS 9.1	27-44-04-02	ECLASS 10.0	27-44-04-02
ECLASS 11.0	27-46-02-01	ECLASS 12.0	27-46-03-01

Creation date October 27, 2022 8:42:25 AM CEST

Catalogue status 25.10.2022 / We reserve the right to make technical changes.

MHS 7S/03-5/03 H

Weidmüller Interface GmbH & Co. KG
Klingenbergstraße 26
D-32758 Detmold
Germany

www.weidmueller.com

Technical data**Important note**

IPC conformity	Conformity: The products are developed, manufactured and delivered according international recognized standards and norms and comply with the assured properties in the data sheet resp. fulfill decorative properties in accordance with IPC-A-610 "Class 2". Further claims on the products can be evaluated on request.
Notes	<ul style="list-style-type: none">• Rated current related to rated cross-section & min. No. of poles.• P on drawing = pitch• Rated data refer only to the component itself. Clearance and creepage distances to other components are to be designed in accordance with the relevant application standards.• Diameter of solder eyelet D = 1.4+0.1mm• Long term storage of the product with average temperature of 50 °C and average humidity 70%, 36 months

Downloads

Engineering Data	CAD data – STEP
Catalogues	Catalogues in PDF-format

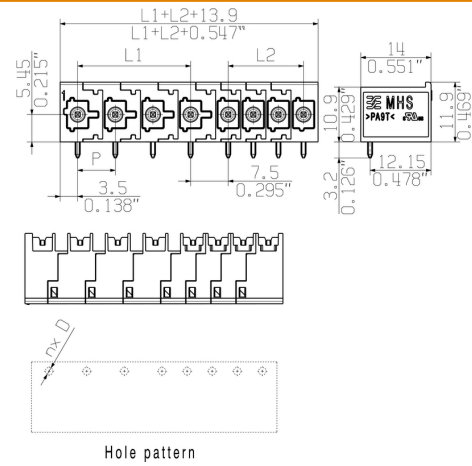
MHS 7S/03-5/03 H

Weidmüller Interface GmbH & Co. KG
Klingenbergstraße 26
D-32758 Detmold
Germany

www.weidmueller.com

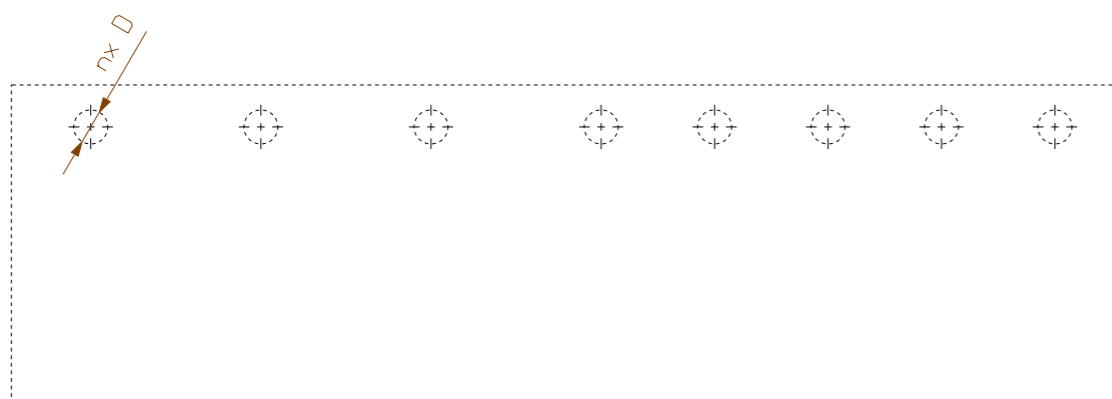
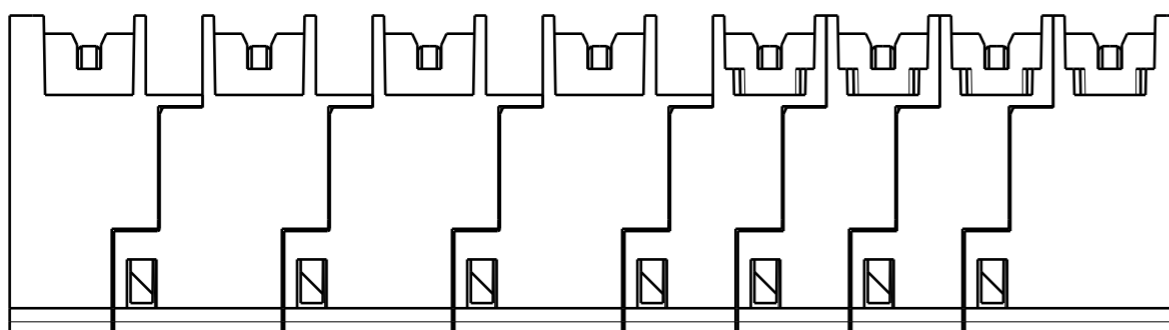
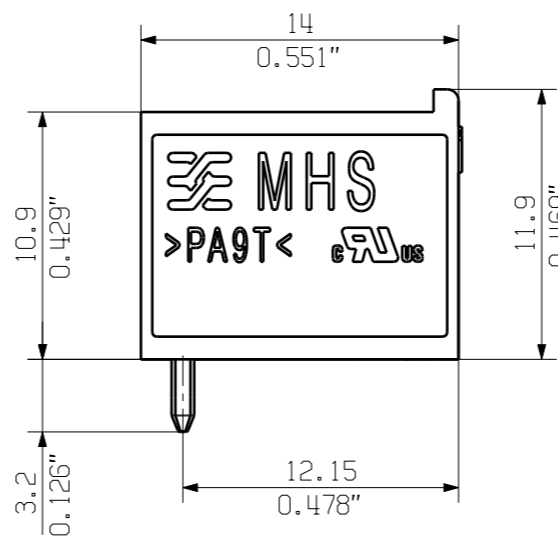
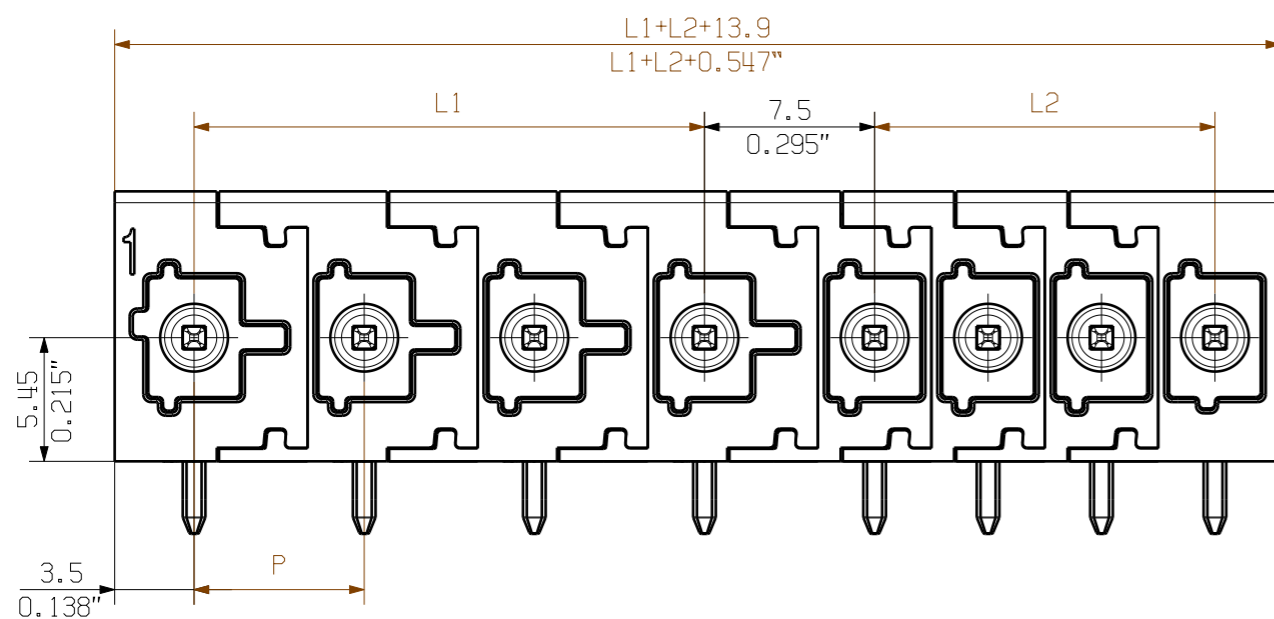
Drawings

Product image



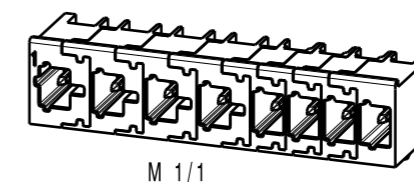
Allgemeingültige Kundenzeichnung, aktueller Stand nur auf Anfrage
 General customer drawing, topical version only if required

Shown: MHS 7S/04-5/04 H T3



Hole pattern

MHS 7S/01-5/09	1	.	.	9	40.00	1.575
MHS 7S/02-5/08	2	7.50	0.295	8	35.00	1.378
MHS 7S/01-5/08	1	.	.	8	35.00	1.378
MHS 7S/02-5/07	2	7.50	0.295	7	30.00	1.181
MHS 7S/01-5/07	1	.	.	7	30.00	1.181
MHS 7S/03-5/06	3	15.00	0.591	6	25.00	0.984
MHS 7S/02-5/06	2	7.50	0.295	6	25.00	0.984
MHS 7S/01-5/06	1	.	.	5	20.00	0.787
MHS 7S/04-5/05	4	22.50	0.886	5	20.00	0.787
MHS 7S/03-5/05	3	15.00	0.591	5	20.00	0.787
MHS 7S/02-5/05	2	7.50	0.295	5	20.00	0.787
MHS 7S/01-5/05	1	.	.	5	20.00	0.787
MHS 7S/04-5/04	4	22.50	0.886	4	15.00	0.591
MHS 7S/03-5/04	3	15.00	0.591	4	15.00	0.591
MHS 7S/02-5/04	2	7.50	0.295	4	15.00	0.591
MHS 7S/01-5/04	1	.	.	4	15.00	0.591
MHS 7S/05-5/03	5	30.00	1.181	3	10.00	0.394
MHS 7S/04-5/03	4	22.50	0.886	3	10.00	0.394
MHS 7S/03-5/03	3	15.00	0.591	3	10.00	0.394
MHS 7S/02-5/03	2	7.50	0.295	3	10.00	0.394
MHS 7S/01-5/03	1	.	.	3	10.00	0.394
MHS 7S/06-5/02	6	37.50	1.476	2	5.00	0.197
MHS 7S/05-5/02	5	30.00	1.181	2	5.00	0.197
MHS 7S/04-5/02	4	22.50	0.886	2	5.00	0.197
MHS 7S/03-5/02	3	15.00	0.591	2	5.00	0.197
MHS 7S/02-5/02	2	7.50	0.295	2	5.00	0.197
MHS 7S/01-5/02	1	.	.	2	5.00	0.197
Name	n Poles P=7.5	L1 [mm]	L1 [inch]	n Poles P=5	L2 [mm]	L2 [inch]



Further dim. & info. see data sheet

	First Issue Date	Max. nos.	Prim PLM Part No.:		Prim ERP Part No.:	
	21.04.2021	Modification				
	Drawn	Date	Name			
	Responsible	21.04.2021	Tauber-Reglin,			
Scale: 3/1	Size: A3	Approved	06.05.2021	Schwiertz, Dom	74534 Drawing no. Issue no. Sheet 2 of 2 sheets	
Drawings Assembly				Product file:		

MHS 7S/...-5/... H T3

The reproduction, distribution and utilization of this document as well as the communication of its contents to others without explicit authorization is prohibited. Offenders will be held liable for the payment of damages. Weidmüller exclusively reserves the right to file for patents, utility models or designs. © Weidmüller Interface GmbH & Co. KG