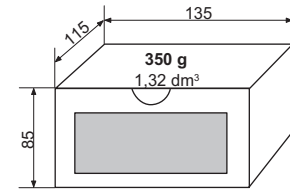
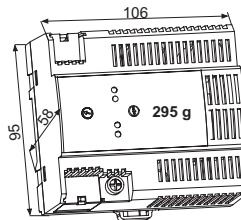


- PRECISE** : Switching power supply offering a ripple <math>< 3\text{mV rms}</math>.
- UNIVERSAL** : 12 settings in 2 V steps with $\pm 1\text{V}$ adjustment range.
- COMPLETE** : 12 or 24 V lead-acid battery charger function and remote sensing.
- PRACTICAL** : Charger position and status indicators.
- PROTECTED** : against short circuits and reverse polarity.



60 WATTS

- 5 V to 29 V
- 2,5 A to 24 V
- 3,5 A to 12 V
- 4 A to 5 V
- battery charger 12V or 24 V



Specifications

Voltage

- Floating outputs on spring terminal block with levers for 2,5 mm² (AWG12) wires.
- Output voltage : adjustable from 5 to 29 V by 12 position switch, and fine adjustment switch positions : 6, 8, 10, 12, 14, 16, 18, 20, 22, 24, 26, 28 Volts.
Fine adjustment range : ± 1 Volt, whatever the switch setting
12 and 24 V lead-acid battery charger positions identified by two LED indicators.
- Regulation :
<math>< 30\text{ mV}</math> at 5 V and <math>< 10\text{ mV}</math> at 29 V for a load variation from 0 to 100%.
<math>< 1\text{ mV}</math> at 29 V @ 2,1 A and <math>< 4\text{ mV}</math> at 5 V @ 4 A for $\pm 10\%$ line variation.
- Dynamic regul. :
<math>< 1\%</math> to 29V and <math>< 5\%</math> to 5 V for a load change from 10 to 90%.
- Ripple : <math>< 3\text{ mV rms}</math> including :
<math>< 3\text{ mV}</math> peak to peak of the 100 kHz signal
<math>< 4\text{ mV}</math> peak to peak of the 100 Hz signal
<math>< 10\text{ mV}</math> peak to peak of switching transients
- Hold-up time : 25 ms at half load and 12 ms at full load. (190 V line input)
- Indicators : Green LED indicator : "power supply operating"
Yellow LEDs indicator : "12 V and 24 V battery charger position"
Red LED indicator : "status, output fuse broken" or "overheat"
The yellow LEDs also indicate battery-backed operation.

Current

- Max I : 4,2 A in short circuit condition
4 A to 5 V, 3,5 A to 12 V, 2,5 A to 24 V and 2,1 A to 29 V

Battery charger

- Rated capacity of the lead-acid batteries with electrolyte free :
35 Ah for 12 V and 20 Ah for 24 V.
- Minimum capacity of the lead-acid batteries sealed :
10 Ah for 12 V and 7 Ah for the 24 V.
(In all the cases, to refer to the note of the batteries manufacturer)

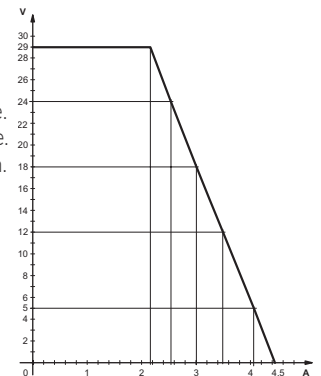
Remote sensing

- Correction of the voltage drop in the wires (4 wires method)
- Input on disconnect scribe terminal blocks for 2,5mm² wires (AWG12)
- Correction : Max 3 V (1,5 V per wire)

- Ripple : <math>< 30\text{ mV}</math> for a load variation from 0 to max.
- Power**
- A linear function of voltage from 60 W to 20 W (29 to 5 Volts).

Protection

- Against short circuit, by current limit.
- Against overcurrent on primary circuit, by fuse.
- Battery reverse polarity protection by output fuse.
- Against overtemperature, by thermal shutdown.
- Cover on input output terminal block.



Other specifications

- Safety : Class II, Safety Extra Low Voltage (SELV),
complies with EN 61010-1, EN 61010-2-201 and EN 62368-1.
- EMC : Complies with EN 61000-6-2 and EN 61000-6-4.
- Overvoltage Category : II ; Pollution Degree : 2.
- Installation altitude : <math>< 2000\text{ m}</math>.
- Protection level : IP 30.
- Operating temperature: from -25 to +60 °C ; derating : 1 W/°C from +40 °C
- Input voltage : 220-240 VAC (190 to 264 Volts), 50-60 Hz.
- Mains input : spring terminal block with levers for 2,5 mm², (AWG 12) wires.
- Power consumption : 71 W max.
- Dielectric strength : 3000 VAC from input to output.
- Presentation : modular polycarbonate case (6 x 17,5 mm) screenprinted.
- Mounting : Clips package integrated in modular case for DIN rails
profile 35x7,5 mm or 35x15 mm.
Removable wall mouting integrated to the case for 4mm screws.