

VPJ69595B

“Trigger” 5-Port Under-Dash Antenna Cellular/Wi-Fi/GNSS

The innovative Trigger family of multiport/multiband antennas provide an excellent solution for transportation, aftermarket fleet, public safety and IoT applications. The incorporation of both vertically and horizontally polarized cellular radiating elements has shown to provide improved signal received power and signal received quality. These parameters are critical for high density urban environments as well as long distance remote rural conditions. This translates to more consistent connectivity and data throughput for your mobile data applications.

The VPJ series Trigger antenna is configured for two-port operation over the 3G/4G/5G/ ISM/CBRS bands and two-port operation over the low//high frequency Wi-Fi bands. An additional fifth port provides an active antenna for enabling GNSS global navigation services.

FEATURES AND BENEFITS

- Unique V-Pol / H-Pol cellular elements ensure highest signal retention and data throughput
- Ideal for vehicle under-dash locations mounted to ventilation ducting
- Dual axis bonding via VHB tape provides a rugged mount to jarring vehicle movements.

APPLICATIONS

- Trucking
- FirstNet/Public safety
- Transportation/transit
- Aftermarket fleet
- Rugged LTE gateways

ELECTRICAL SPECIFICATIONS

Antenna Model	VPJ69595B-92VC1 / VPJ69595B-92FAK			
Number of Ports	5			
Port Configuration	LTE (Cell) x2		Wi-Fi x2	
Operating Frequency (MHz)	698-960/1710-2620	2620-2700	2400-2500	4900-5900
Peak Gain (dBi)	5.0		5.0	
Efficiency - Typical (%)	50		40	
VSWR	<3.1:1			
Max Power - Ambient 25°C (W)	5			

MECHANICAL SPECIFICATIONS

Dimensions - L x W x H- mm (inches)	132.3 x 59.3 x 123.4 (5.21 x 2.33 x 4.86)
Weight -g (lbs.)	225 (0.50)
Cable Type	LMR100 (or equivalent)
Mounting Tape (separate pack)	Double-sided foam tape (75 mm x 40 mm x 1.6 mm)
3M VHB 5962P	PC, UL94 - V0 Rating, UV Stable
Radome Material	PC
Radome Color	Black
Radome Texture	MT11010

ENVIRONMENTAL SPECIFICATIONS

Operating Environment	Vehicular under dash; outdoor rated
Operating Temperature - °C (°F)	-40 to +85°C (-40 to +185°F)
Storage Temperature - °C (°F)	-40 to +85°C (-40 to +185°F)
Ingress Protection Rating	IP67
Material Substance Compliance	RoHS

GNSS ANTENNA SPECIFICATIONS

Frequency of Operation (MHz)	1559 - 1606			
Band	BEIDOU	GPS	GLONASS	
Frequency Band (MHz)	1561.098 ±2.046	1575.42 ±1.023	1602 ±5	
GNSS Passive Gain (dBic)	5			
GNSS Active Gain (dBic)	32			
DC Voltage (Vdc)	2.5 - 7V			
LNA Gain, Typ. @ room temp. (dB)	28 ±3			
Noise Figure @ room temp., Max (dB)	≤ 2.5			
Polarization	RHCP			
Nominal Impedance (Ohms)	50			
Current Consumption, Max @ room temp (mA)	8.5 ±3 (@ 3.0V)			
Out-of-band Signal Rejection Min @ room temp (dB)	698-960 MHz: > 80	1428-1511 MHz: > 80	1710-2700 MHz: > 80	4900-5800 MHz: > 70
Input Max Power (dBm)	-10			
Cable Type	RG174			

CONFIGURATION

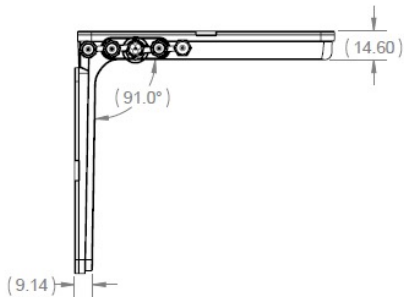
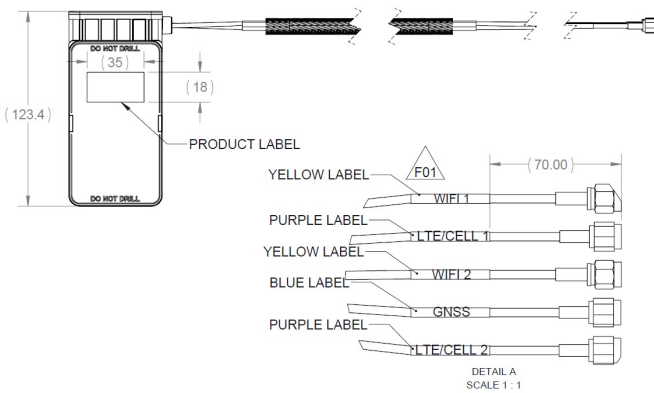
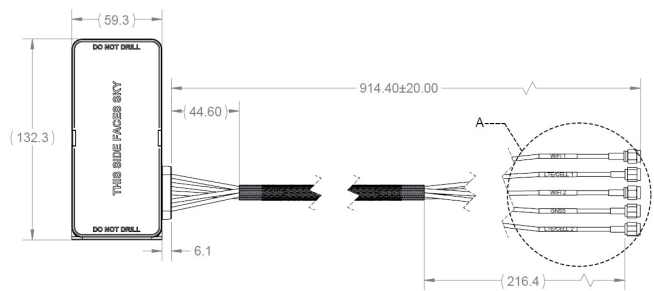
PART NUMBER	CABLE LENGTH	CONNECTORS			COLOR
	PIGTAIL	LTE/CELL (2X)	WI-FI (2X)	GNSS	
VPJ69595B-92VC1	914 mm (3 ft.)	SMA Male	RPSMA Male	SMA Male	Black
VPJ69595B-92FAK	914 mm (3 ft.)	Fakra Type D Jack (Purple)	Fakra Type I Jack (Beige)	Fakra Type C Jack (Blue)	Black

PACKAGING INFORMATION

PACKAGE DIMENSIONS	MASTER CARTON	AIR PALLET	OCEAN PALLET
Number of Antennas	40	720	880
Height - cm (in.)	15.6 (6.1)	154.8 (60.9)	186.0 (73.2)
Length - cm (in.)	80 (31.5)	120 (47.2)	120 (47.2)
Width - cm (in.)	60 (23.6)	80 (31.5)	80 (31.5)
Shipping Weight - kg (lb.)	12.5 (27.6)	245 (540.1)	295 (650.4)

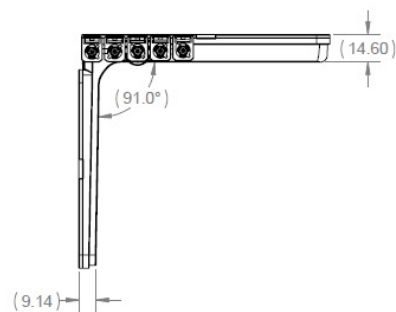
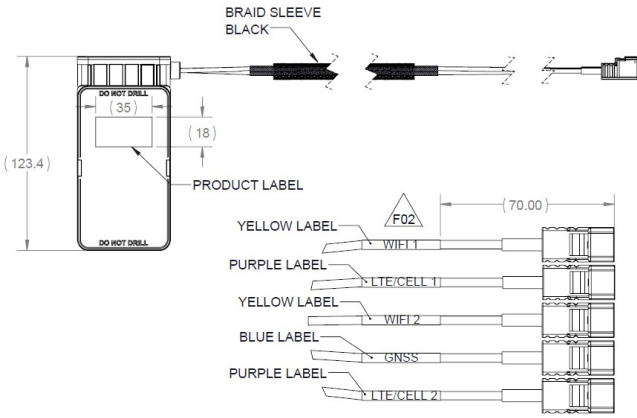
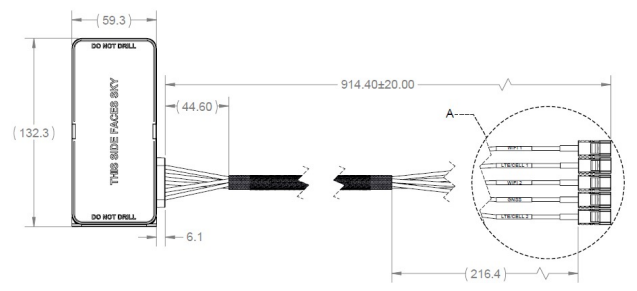
MECHANICAL DRAWING

VPJ69595B-92VC1



DIMENSION SHOWN NOT INCLUDE MOUNTING TAPE

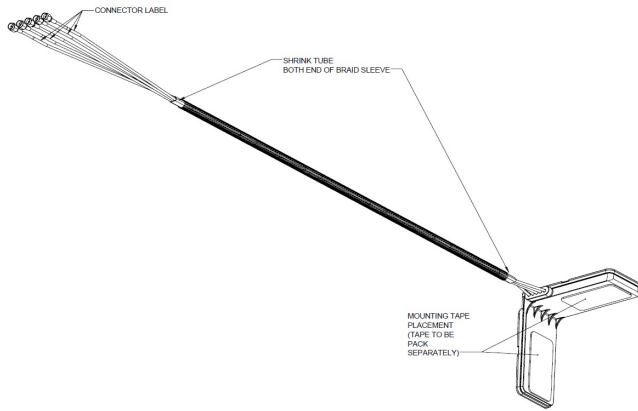
VPJ69595B-92FAK



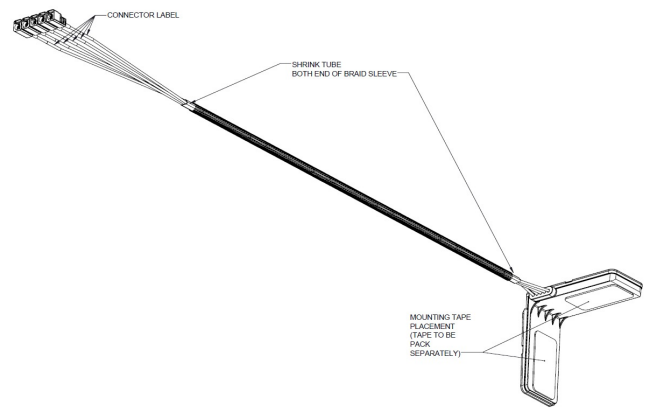
DIMENSION SHOWN NOT INCLUDE MOUNTING TAPE

MECHANICAL DRAWING

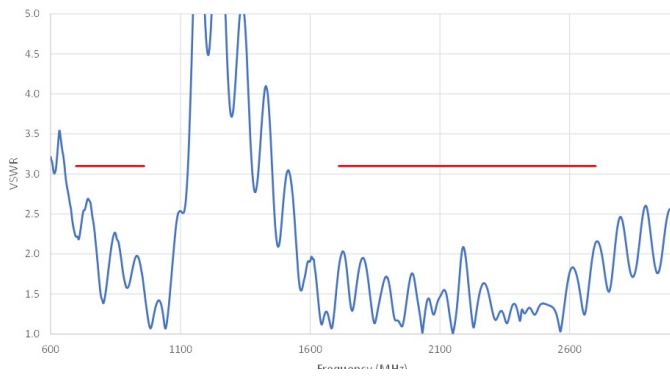
VPJ69595B-92VC1



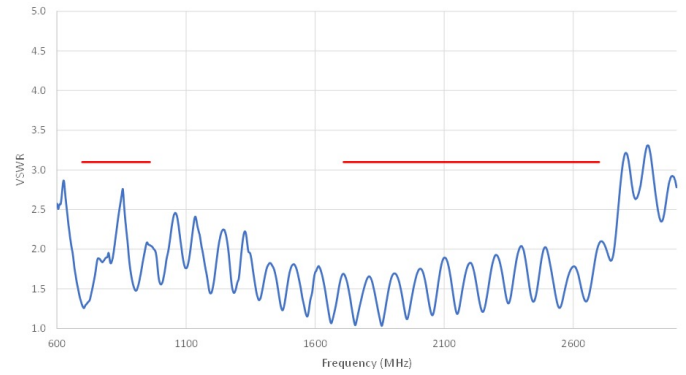
VPJ69595B-92FAK



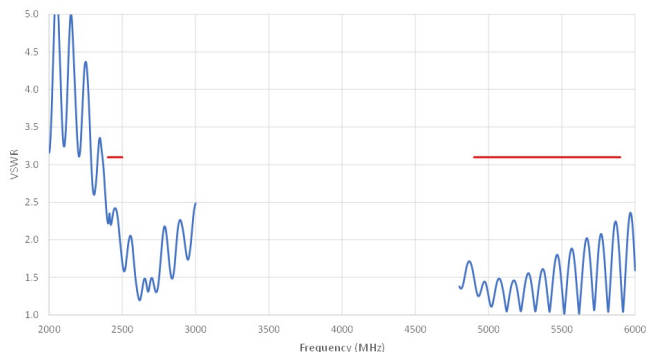
Cell 1



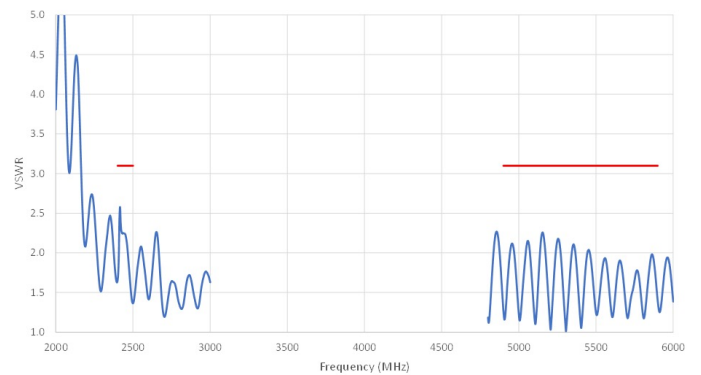
Cell 2



Wi-Fi 1

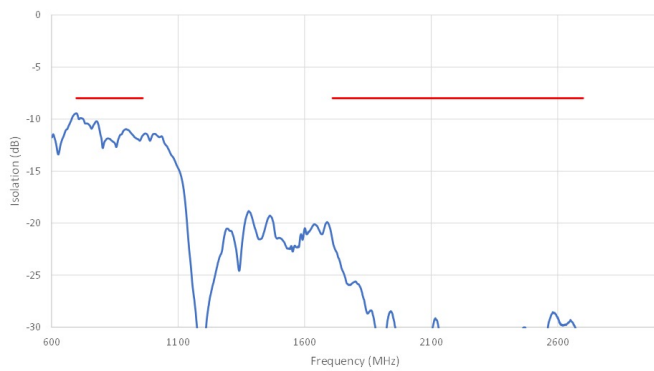


Wi-Fi/Bluetooth

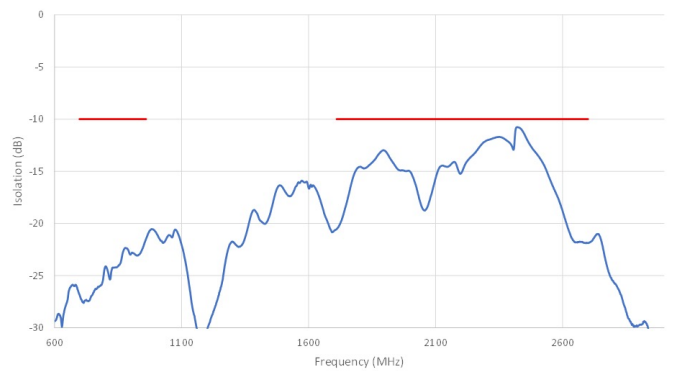


ISOLATION

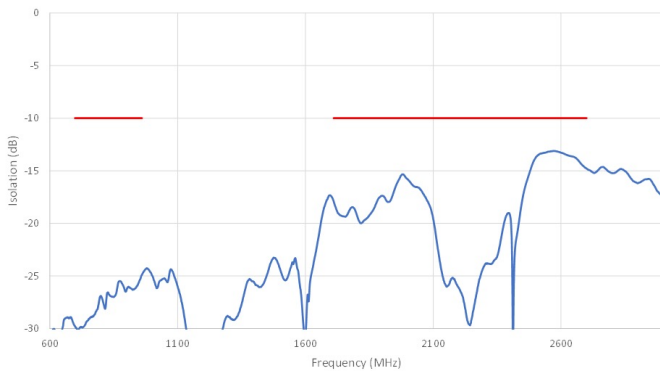
Isolation, Cell 1 - Cell 2



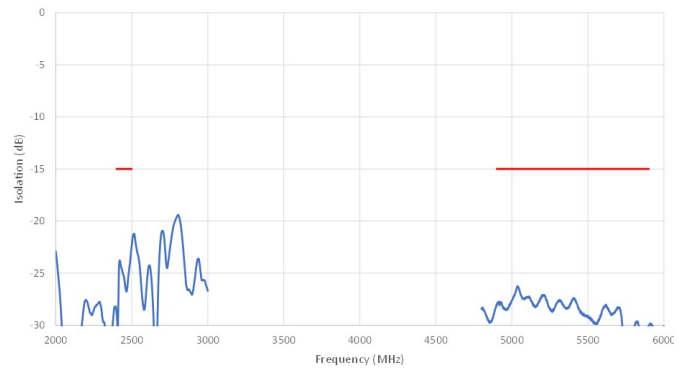
Isolation, Cell 1 - Wi-Fi 1



Isolation, Cell 1 - Wi-Fi/Bluetooth

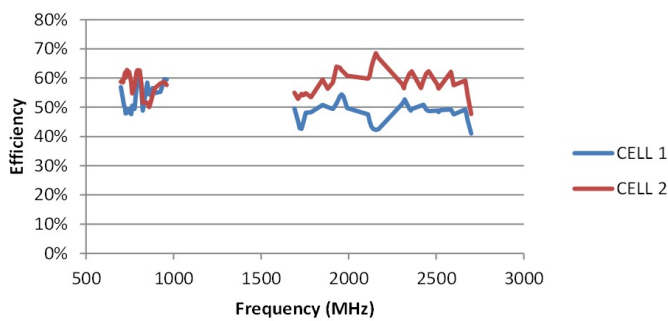


Isolation, Wi-Fi 1 - Wi-Fi/Bluetooth

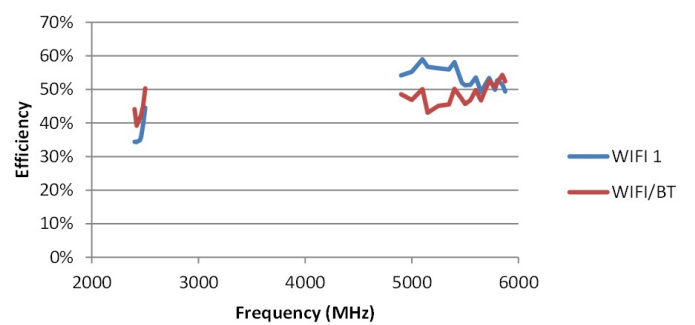


EFFICIENCY

LTE

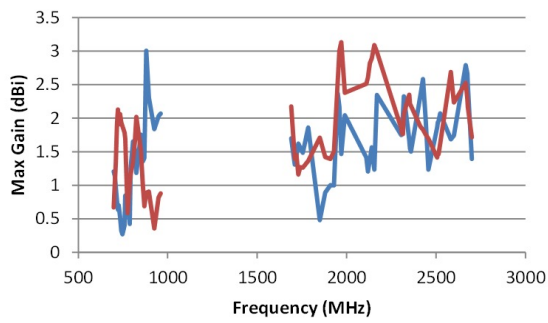


Wi-Fi

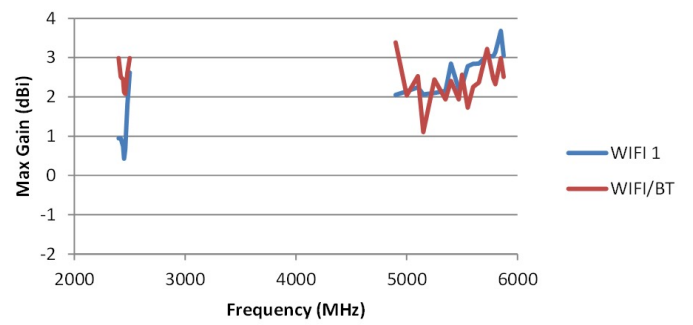


EFFICIENCY

LTE

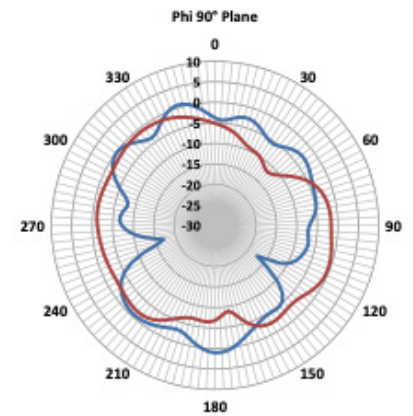
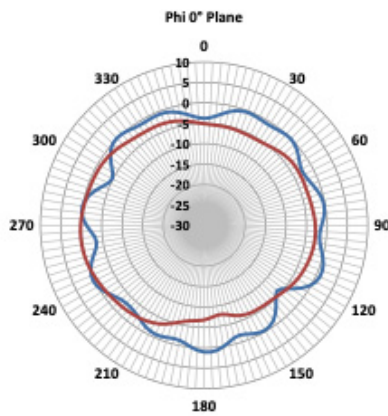
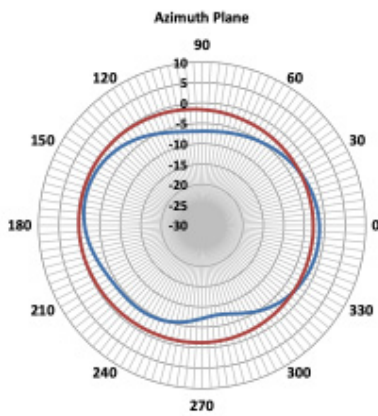


Wi-Fi

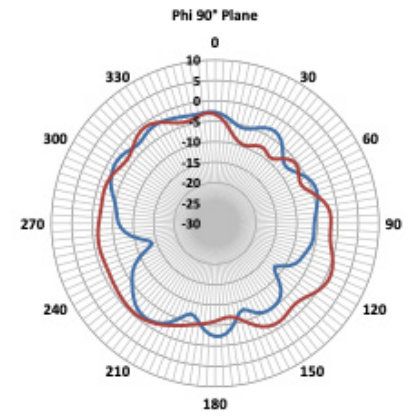
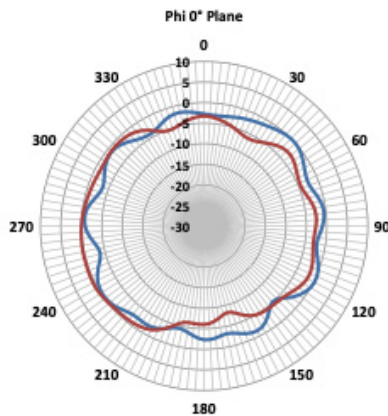
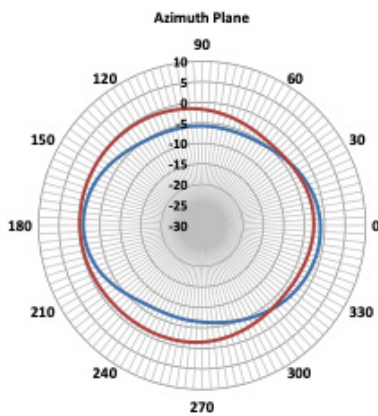


RADIATION PATTERNS - LTE ANTENNAS

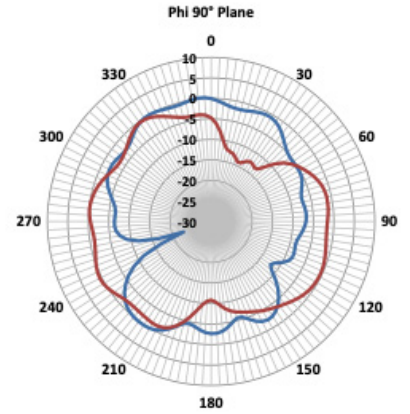
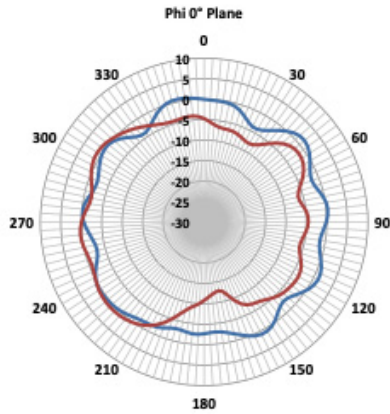
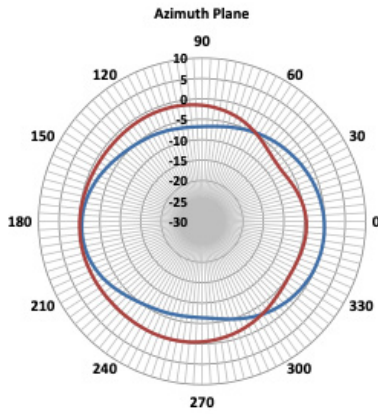
698 MHz



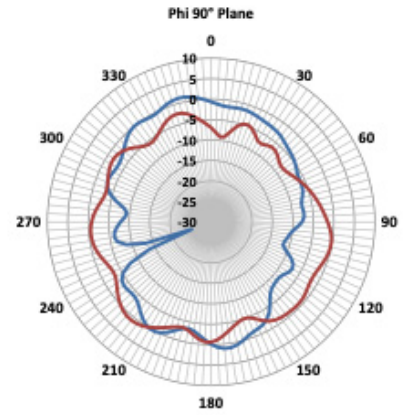
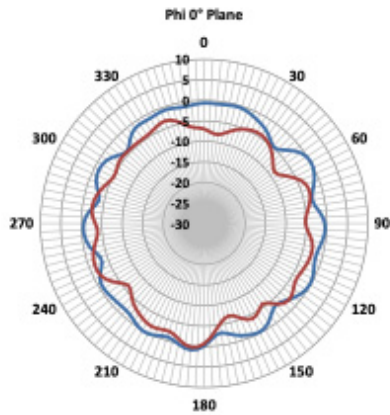
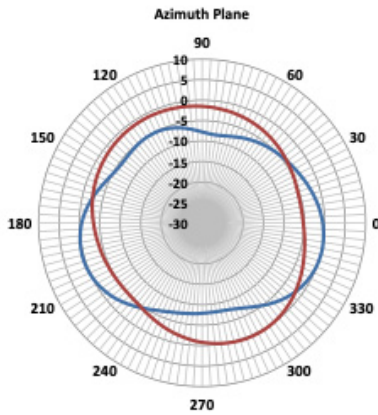
746 MHz



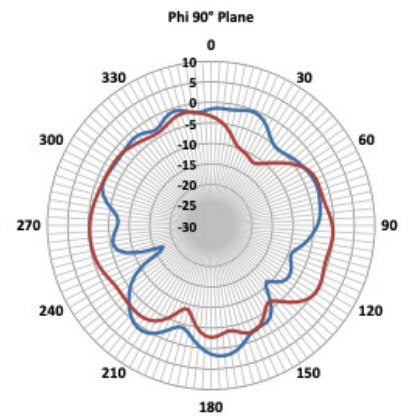
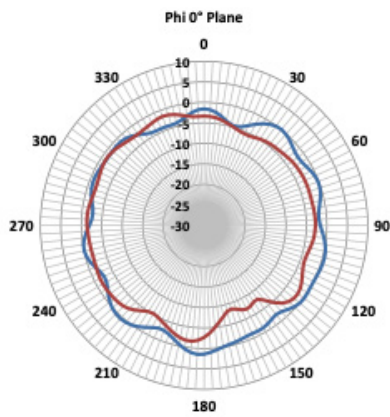
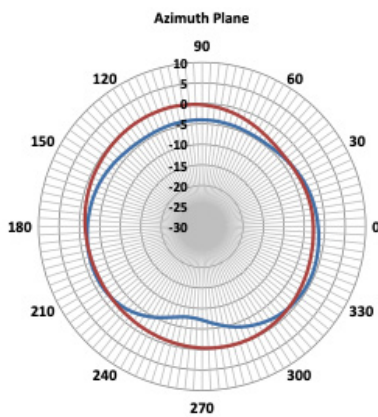
806 MHz



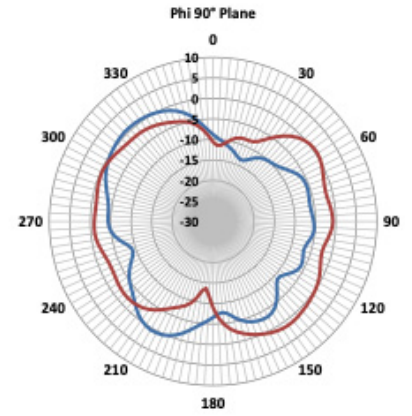
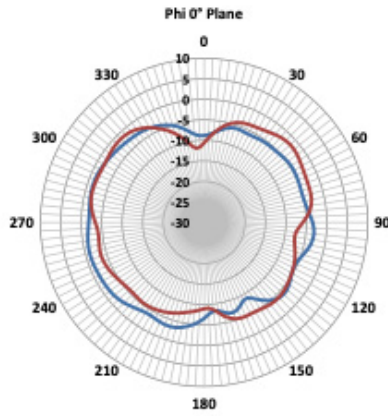
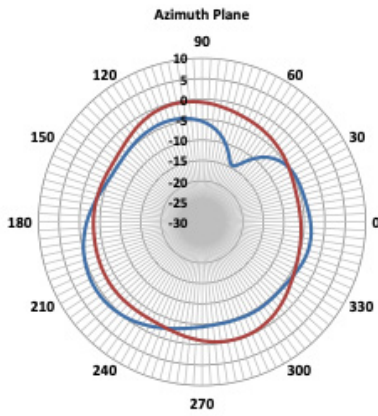
860 MHz



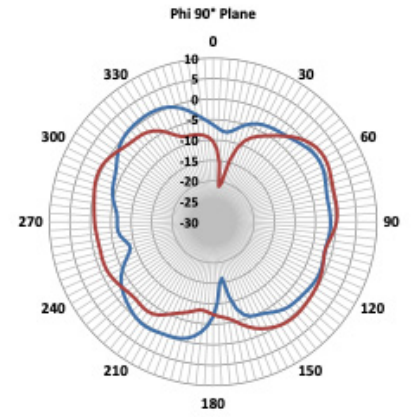
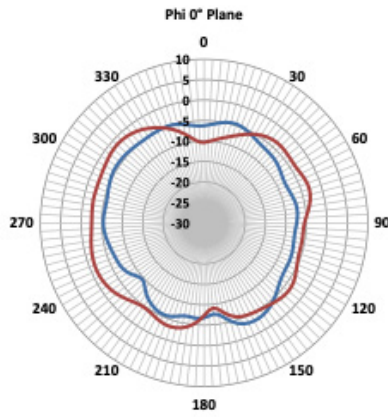
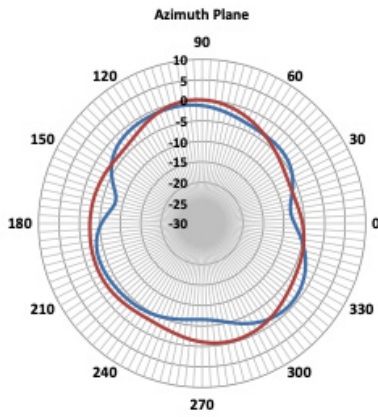
960 MHz



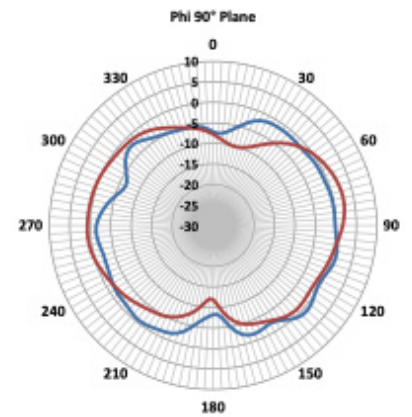
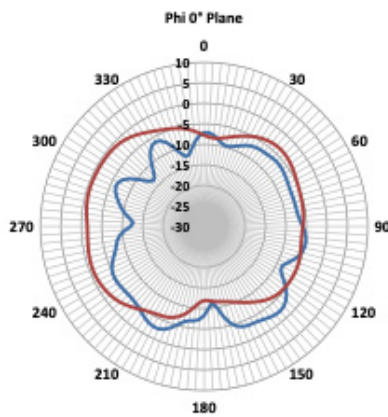
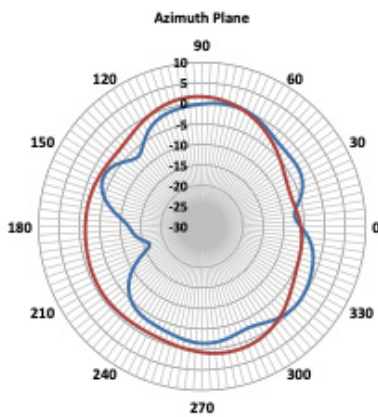
1710 MHz



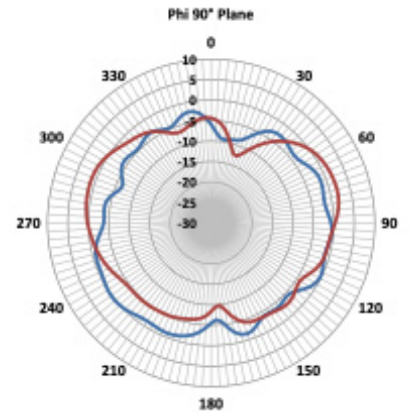
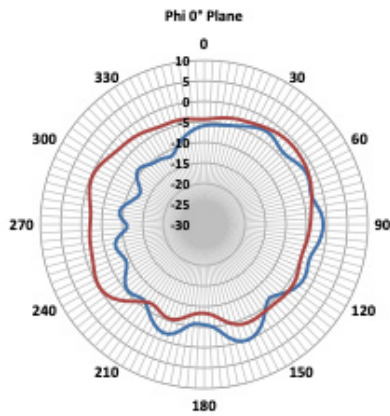
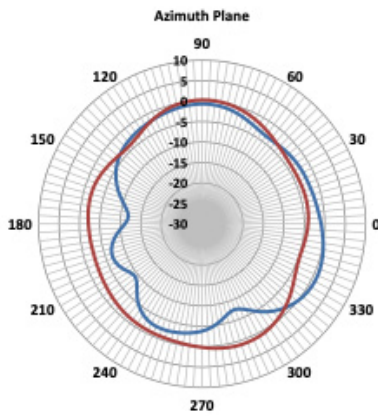
1880 MHz



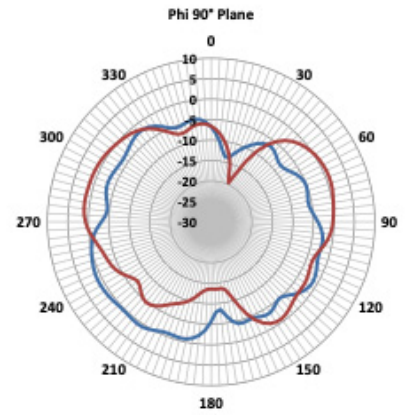
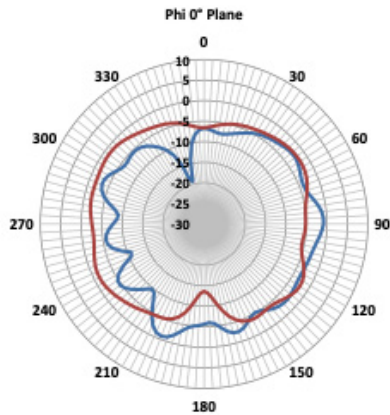
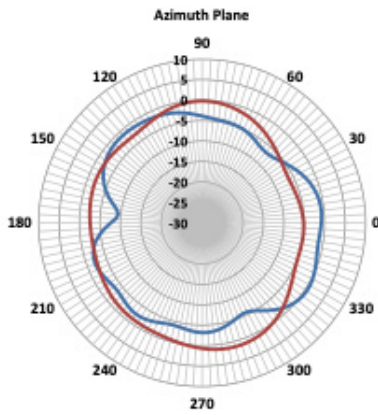
2110 MHz



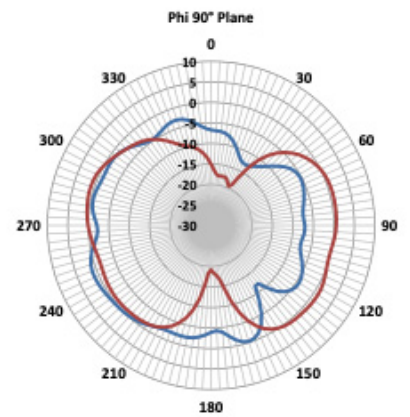
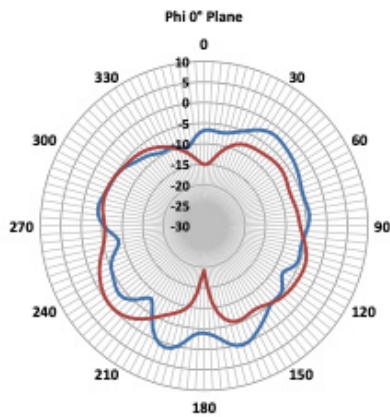
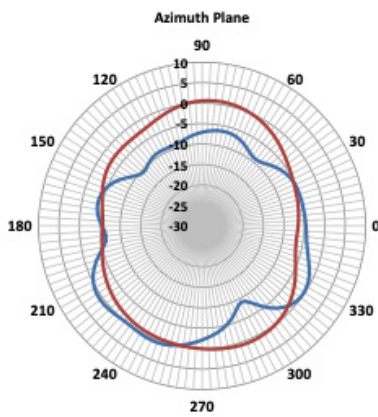
2305 MHz



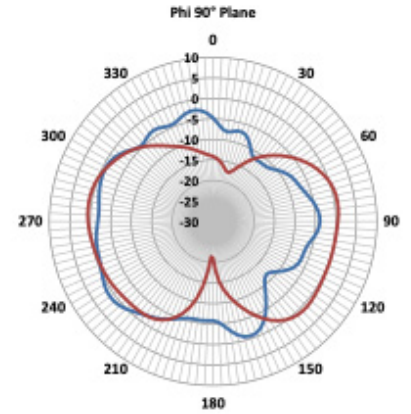
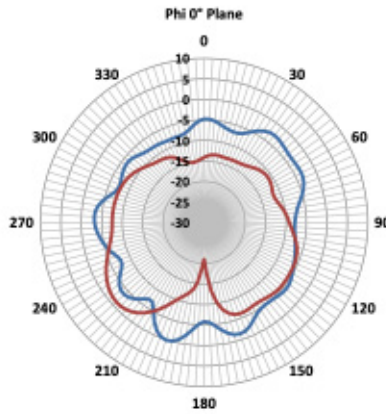
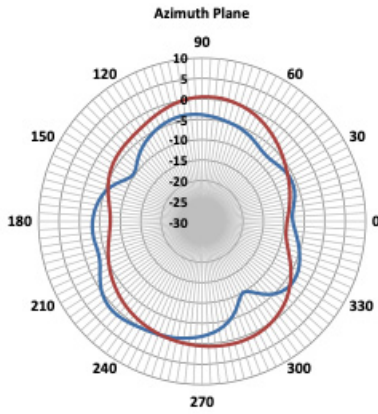
2412 MHz



2600 MHz

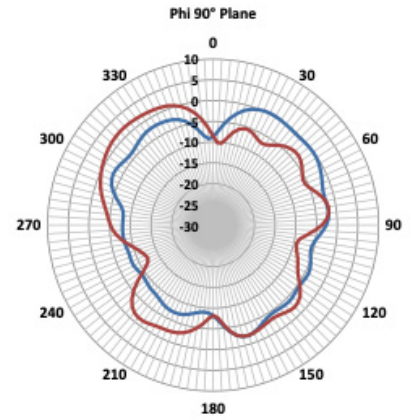
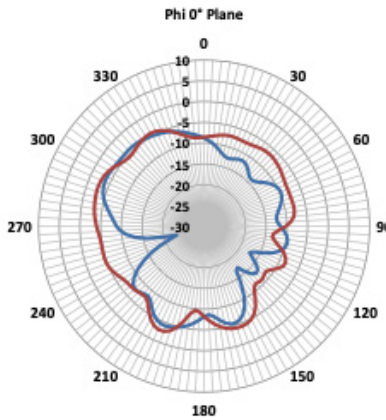
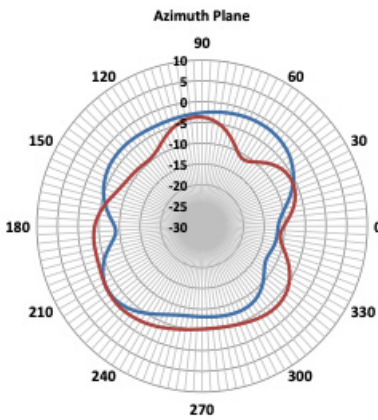


2700 MHz

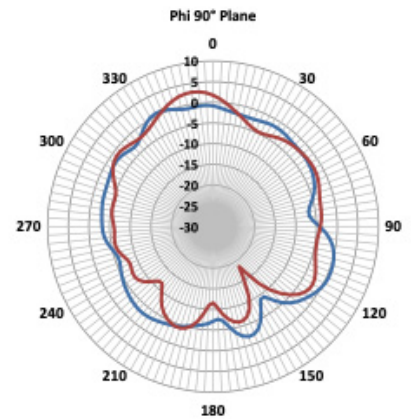
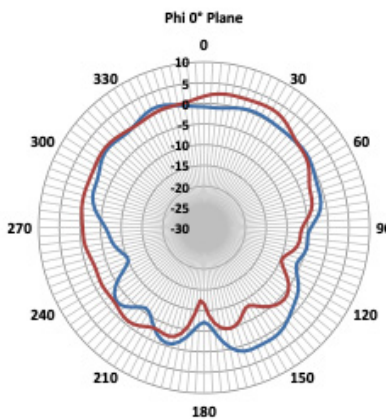
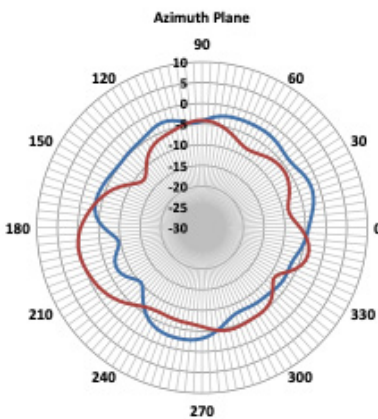


RADIATION PATTERNS - WI-FI ANTENNAS

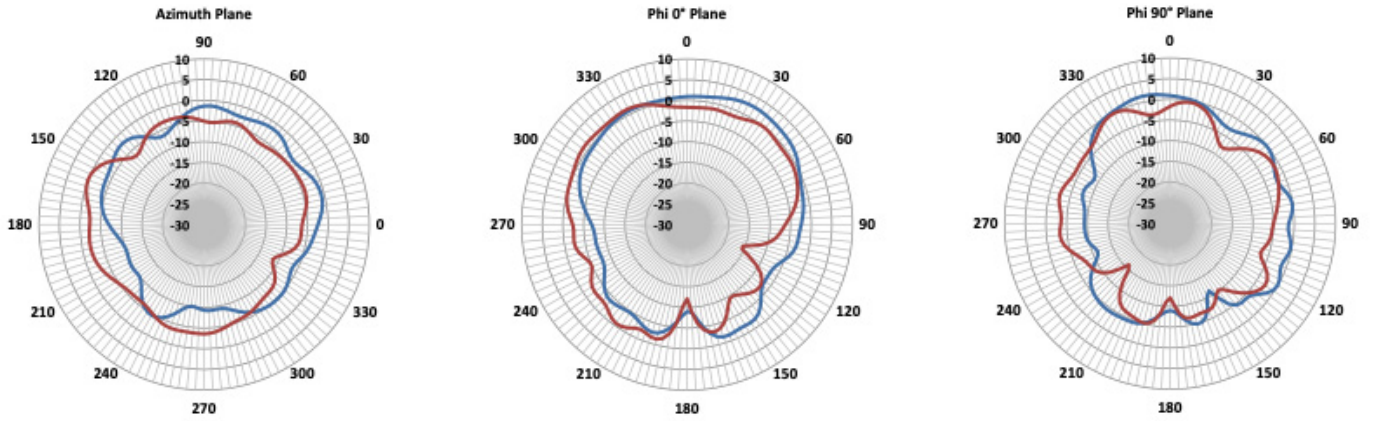
2450 MHz



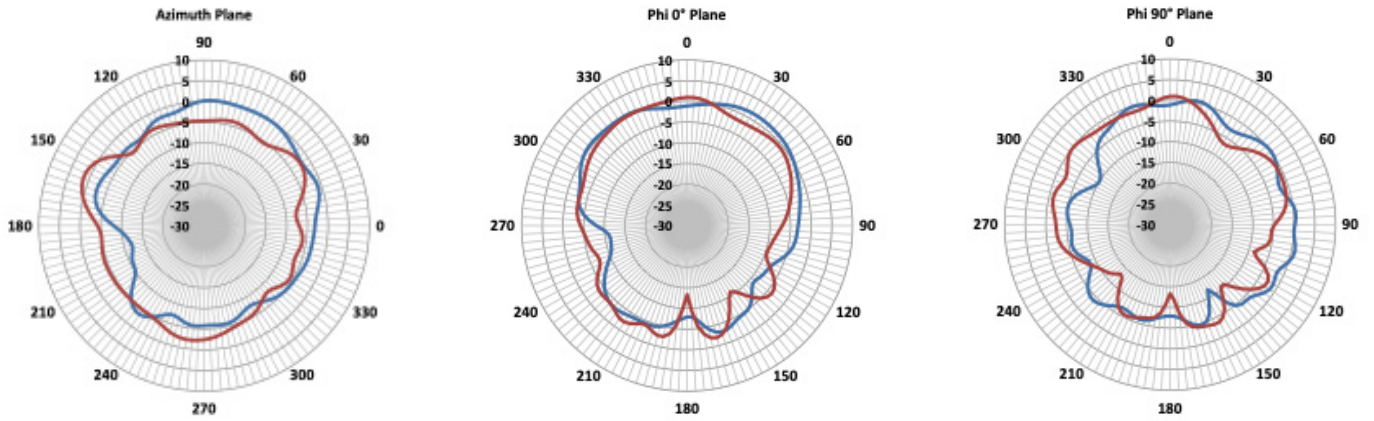
4900 MHz



5550 MHz

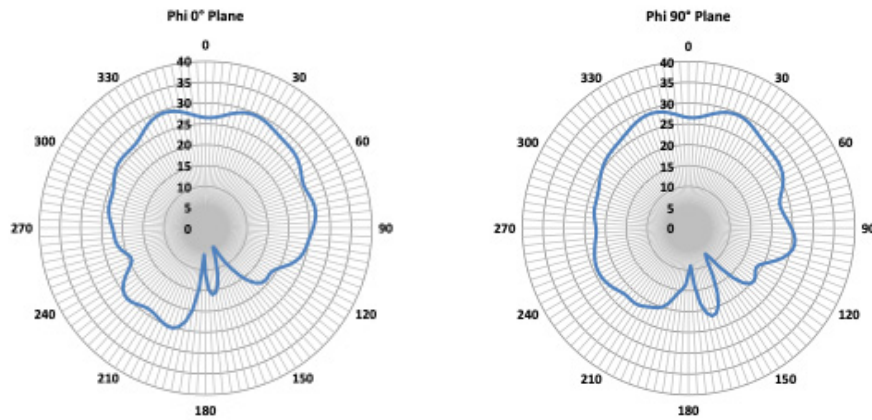


5875 MHz

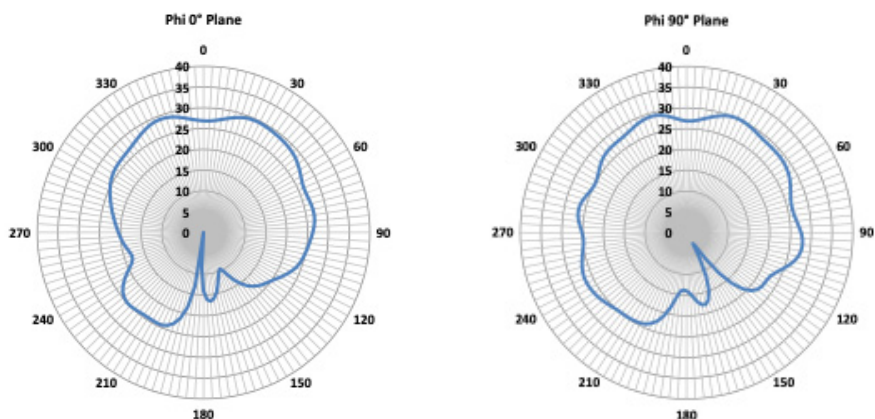


RADIATION PATTERNS - GNSS (RHCP) ANTENNAS

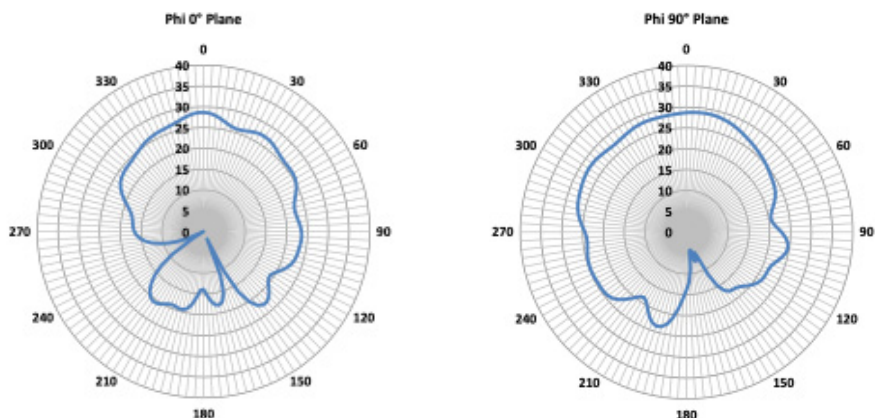
1561.098 MHz



1575.42 MHz



1602 MHz



TE TECHNICAL SUPPORT CENTER

USA:	+1 (800) 522-6752
Canada:	+1 (905) 475-6222
Mexico:	+52 (0) 55-1106-0800
Latin/S. America:	+54 (0) 11-4733-2200
Germany:	+49 (0) 6251-133-1999
UK:	+44 (0) 800-267666
France:	+33 (0) 1-3420-8686
Netherlands:	+31 (0) 73-6246-999
China:	+86 (0) 400-820-6015

te.com

TE Connectivity, TE Connectivity (logo) and Every Connection Counts are trademarks. All other logos, products and/or company names referred to herein might be trademarks of their respective owners.

The information given herein, including drawings, illustrations and schematics which are intended for illustration purposes only, is believed to be reliable. However, TE Connectivity makes no warranties as to its accuracy or completeness and disclaims any liability in connection with its use. TE Connectivity's obligations shall only be as set forth in TE Connectivity's Standard Terms and Conditions of Sale for this product and in no case will TE Connectivity be liable for any incidental, indirect or consequential damages arising out of the sale, resale, use or misuse of the product. Users of TE Connectivity products should make their own evaluation to determine the suitability of each such product for the specific application.

TE warrants to the original end user customer of its products that its products are free from defects in material and workmanship. Subject to conditions and limitations TE will, at its option, either repair or replace any part of its products that prove defective because of improper workmanship or materials. This limited warranty is in force for the useful lifetime of the original end product into which the TE product is installed. Useful lifetime of the original end product may vary but is not to exceed five (5) years from the original date of the end product purchase.

©2021 TE Connectivity. All Rights Reserved.

11/21 Original

