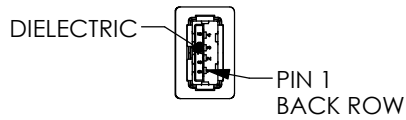
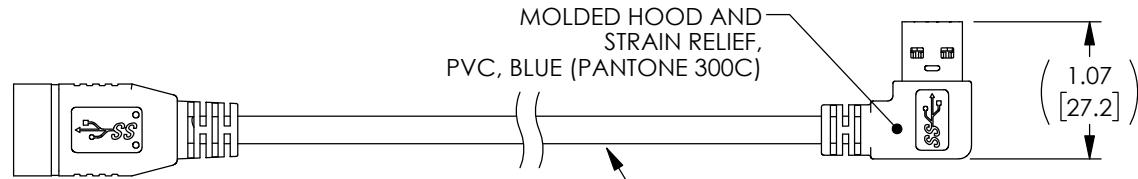
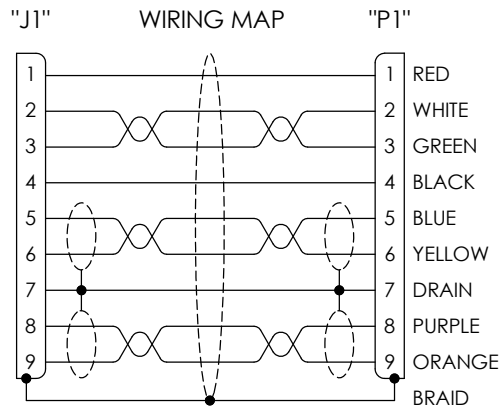

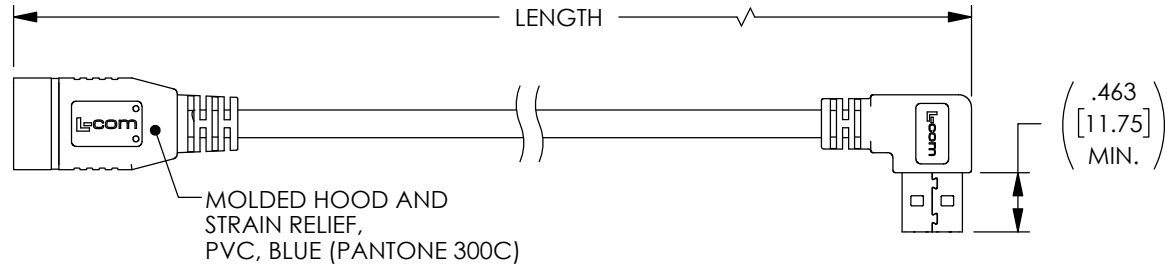


THE INFORMATION CONTAINED IN THIS DRAWING IS THE SOLE PROPERTY OF L-COM, INC. ANY REPRODUCTION IN PART OR WHOLE WITHOUT THE WRITTEN PERMISSION OF L-COM, INC. IS PROHIBITED.

REVISIONS			
REV	DESCRIPTION	DATE	APPROVED
A	REV A DRAWING RELEASED	08/10/2018	SLJ



"J1"  
USB 3.0 SERIES "A" JACK  
CONTACTS 30μ GOLD



PART NUMBER	LENGTH METERS [FEET]
U3A00048-03M	0.3 [.98]
U3A00048-05M	0.5 [1.64]
U3A00048-075M	0.75 [2.46]
U3A00048-1M	1.0 [3.28]

UL STYLE 2725,  
(2) TWISTED PAIR, 30AWG WITH ALUM/POLY FOIL SHIELD AND DRAIN WIRE,  
(1) UNSHIELDED TWISTED PAIR, 30AWG,  
(2) CONDUCTORS, 24AWG,  
OVERALL ALUMINUM/MYLAR AND BRAIDED SHIELD,  
JACKET: PVC, BLUE (PANTONE 300C)  
(NOM DIA. .217" [5.5])

NOTES:

1. CABLE ASSEMBLY SHALL HAVE 360° SHIELD TERMINATION.
2. CABLE ASSEMBLY MUST MEET USB 3.0 REQUIREMENTS.
3. CABLE ASSEMBLY SHALL BE TESTED FOR CONTINUITY.
4. CABLE ASSEMBLY SHALL BE INDIVIDUALLY PACKAGED IN ACCORDANCE WITH L-COM SPECIFICATION PS-0031.

REGULATORY COMPLIANCE:  
CE2011/65/EU(RoHS DIRECTIVE)

UNLESS OTHERWISE SPECIFIED, DIMENSIONS ARE IN INCHES [mm] OVERALL CABLE LENGTH TOLERANCE: ≤12 [305] = +1 [25] / -0 >12 [305] ≤60 [1524] = +2 [51] / -0 >60 [1524] ≤120 [3048] = +4 [102] / -0 >120 [3048] ≤300 [7620] = +6 [152] / -0 >300 [7620] = +5% / -0%	APPROVALS	DATE		50 HIGH STREET NORTH ANDOVER, MA 01845
	DRAWN BY CN_Seven_Li	07/20/2017		CATEGORY
ALL OTHER DIMENSIONAL TOLERANCES: .X = ±.2 [5.08] .XX = ±.02 [1.51] .XXX = ±.005 [1.13]	CHECKED BY CN_Bill_Zhang	07/20/2017	PRODUCT DESCRIPTION	
	APPROVED BY CN_Shawn_Pan	07/20/2017	CA, USB3.0 A-F/90LT A-M	
PROJECTION 	CONFIGURATION DETAILS OF UNDIMENSIONED FEATURES MAY VARY	COLOR VARIATIONS MAY OCCUR	SIZE <b>A</b>	FSCM NO. <b>43321</b>
			DWG. NO. <b>U3A00048</b>	REV. <b>A</b>
			SCALE: NONE	CAD FILE: U3A00048.SLDDRW
				SHEET 1 OF 1